



LIBRARIES

UNIVERSITY OF WISCONSIN-MADISON

Wisconsin [men's basketball] 1998-99 media guide. 1998

Madison, Wisconsin: UW Men's Sports Information Office, 1998


<https://digital.library.wisc.edu/1711.dl/62X7CYZCX7PUD83>

<http://rightsstatements.org/vocab/InC/1.0/>

The libraries provide public access to a wide range of material, including online exhibits, digitized collections, archival finding aids, our catalog, online articles, and a growing range of materials in many media.

When possible, we provide rights information in catalog records, finding aids, and other metadata that accompanies collections or items. However, it is always the user's obligation to evaluate copyright and rights issues in light of their own use.

WISCONSIN





Sean Mason

Ty Calderwood

1998-99

MEDIA GUIDE



Wisconsin in the Bennett Era...

- ▶ Played in both the NCAA Tournament and the NIT
- ▶ Upset nine opponents ranked in the A.P. top-25 (average of three per season)
- ▶ Registered two of the eight winningest seasons in school history
- ▶ 47 wins, the highest total for the first three seasons of any coaching era in Badger history
- ▶ Led the Big Ten in scoring defense (twice) and field goal percentage defense (once)



The Wisconsin Way

The Badger Basketball program is built upon the following five principles...

HUMILITY: "Know who we are."

PASSION: "Do not be lukewarm."

UNITY: "Do not divide our house."

SERVANTHOOD: "Make teammates better."

THANKFULNESS: "Learn from each circumstance."

Contents

The Wisconsin Experience

The Kohl Center	4-5
The University	6-7
Madison, Wis.	8-9
Wisconsin Athletics	10-11
The Big Ten	12
The Schedule	13
Academics	14
Wisconsin Alumni	15
Exposure/Travel	16

Media

Media Relations Staff	17
Coverage Guidelines	18-19
Reference	20-21
Kohl Center Diagram	22
Area Map/Directions	23
Primary Media List	24
UW Athletics Directory	25
Badgers on TV	26
Badgers on Radio	27
Top of the World Classic	28
NCAA/Big Ten Tournaments	29
1998-99 Big Ten Schedule	30-31
Rules Evolution	32



The 1998-99 Badgers

Season Preview	33-35
By the Numbers	36
Rosters	37
TV/Radio Roster	38
Squad Analysis	39
Hennssy Auriantal	40-41
David Burkemper	42-43
Ty Calderwood	44-45
Duany Duany	46-47
Mike Kelley	48-49
Andy Kowske	50-51
Maurice Linton	52-53
Sean Mason	54-55
Mark Vershaw	56-57
Jon Bryant	58
Travon Davis	58
John Moriarity	59
Maurice Sessoms	59
Robert Smith	60
Charlie Wills	60
Game-by-Game Statistics	61-68


Personnel

Coach Dick Bennett	69-74
Brad Soderberg	75
Shawn Hood	76

Brian Hecker	77
Paul Costanzo	78
Andy Winterstein	79
Scott Hettenbach	79
Support Staff	80-81
Chancellor David Ward	82
Dir. of Athletics Pat Richter	83
Management Team	84

1998-99 Opponents

Top of the World Classic	85
Loyola (Chicago)	86
UW-Milwaukee	86
Rhode Island	87
Northern Illinois	87
Illinois State	88
Temple	88
Pepperdine	89
Texas	89
Marquette	90
Fresno State	90
Michigan	91
Ohio State	92
Michigan State	93
Purdue	94
Penn State	95
Northwestern	96
Illinois	97



Iowa	98
Minnesota	99
Indiana	100

1997-98 Review




Season Recap	101
1997-98 Seniors	102
Game Results	103
Season Statistics	104
Highs and Lows	105
Game-by-Game Statistics	106
Game Summaries	107-117
Big Ten Review	118
Big Ten Statistics	119-120

Records

Badger Victories	121
Biggest Wins & Losses	122
Team Season Records	123
Team Game Records	124
Team Defense Records	125
100-Point Games	126
Opponent Records	127
Career Records	128-129
1,000-Point Scorers	130-133
Season Records	134-135
Game Records	136-137
Double-Doubles	138-139
30-Point Performances	140
Miscellaneous Scoring	141
Freshmen Records	142-143
UW Field House Records	144
Kohl Center Records	145
Yearly Leaders	146-148

History

Chronology	149-151
All-Americans	152-153
UW & The NBA	154
Honors and Awards	155-157
UW in NCAA Tournament	158
UW's NCAA Teams	159
UW in the NIT	160
Big Ten Tournament	161
Seasonal Tournaments	162
UW vs. Ranked Foes	163-164
Comebacks/Buzzer-beaters	164
Overtime Games	165
National TV Games	165
The Last Time	166
Miscellaneous	167




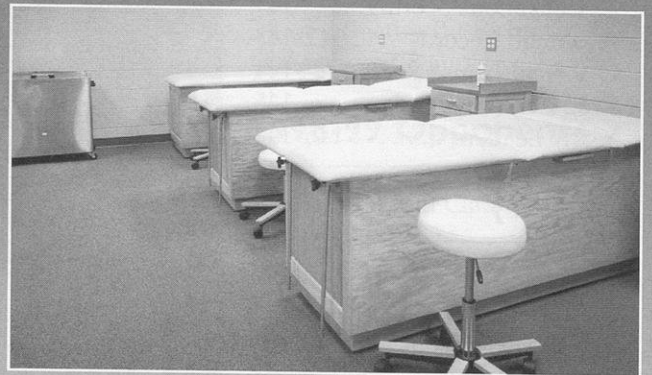

All-time Scores	168-187
Series Anatomies	188
Scores vs. '98-99 Foes	189-195
Series Records	196-197
Yearly Season Records	198-199

Yearly Statistics	200-201
Past Coaches	202
All-time Coaching Records	203
All-time Asst. Coaches	203
Letterwinners	204-208

CREDITS

The 1998-99 Wisconsin Men's Basketball Guide is a production of the UW Men's Sports Information Office; Steve Malchow, Director; Justin Doherty, Associate Director; Julie Kluge, Assistant Director. Written, edited and designed by Justin Doherty. Editorial assistance by Steve Malchow, Julie Kluge, Britt Kinder, Heather Folks, Carla Swinehart and Lauren Price. Cover design by Earl Madden. Photography by David Stluka, Jeff Miller, Del Brown, Greg Anderson, Jay Salvo, Scott Cunningham and Jonathan Daniel. Printed by Litho Productions, Inc. of Madison, Wis.

Kohl Center



Kohl Center



Wisconsin's Kohl Center is equipped with the finest facilities available, including a state-of-the-art weight room (upper left), athletic training facilities (left) and a spacious locker room with a separate meeting, study and lounge area.

The home of Wisconsin basketball is the Kohl Center, the third-largest (17,142) arena in the Big Ten Conference.

The facility is named after U.S. Sen. Herb Kohl, a 1956 Wisconsin-Madison graduate who donated \$25 million toward the arena's construction. Kohl's gift is the single largest private donation in UW history.

Former all-Big Ten basketball player Albert "Ab" Nicholas and his wife, Nancy Johnson Nicholas, pledged \$10 million toward the project. For their generosity, the facility's practice gymnasium is called the Nicholas-Johnson Pavilion.


The Kohl Center, which cost \$76.4 million, also is home to UW women's basketball, ice hockey and numerous other concerts, shows and sporting events.

Among the well-known dignitaries and performers who have already appeared at the Kohl Center are Elton John, Shania Twain, the Moody Blues, Yanni and the Dalai Lama.


Kohl Center amenities include:

- Spacious, 2,200-square foot locker rooms
- 36 private suites
- Nicholas Suite with a 200-person capacity for hosting social gatherings
- a full-service retail store
- support staff facilities for equipment, strength and conditioning and training units
- UW Ticket Office
- offices for men's and women's basketball and hockey staffs
- spacious media room from which reporters may work, do interviews and store personal belongings
- a 30,000 square foot loading dock

The University



of Wisconsin



The University of Wisconsin's nearly 40,000 students come from every county in the state and every state in the union as well as 122 foreign countries. UW-Madison ranks fourth nationally in foreign student enrollment and boasts one of the most diverse campuses in the U.S.

Located in southern Wisconsin, the city of Madison is home to the University and the state capital. With a population of nearly 200,000, Madison, tabbed the No. 1 city of its size in the Midwest in *Money* magazine's 1998 survey, offers "big city" excitement with "small-town" charm. It is an action-oriented community that is rich in arts and entertainment.

Madison's lakes, rolling hills, architecture, parks and arboretum have enhanced the school's reputation as one of the nation's most picturesque campuses. A favorite gathering spot for students is the beautiful Memorial Union and its lakeside terrace.


The UW offers majors in 150 undergraduate, 182 master's and 125 doctoral programs. Based upon a number of studies and surveys between 1982 and 1996, the university has 68 separate academic departments rated among the top 10 in the country.




UNIVERSITY OF
WISCONSIN
MADISON

150 YEARS

Madison, Wis.



Madison, Wis.



The 390,000 residents of Dane County, 80 miles west of Milwaukee, have a vibrant economy with plentiful jobs, superb health care and a range of cultural activities usually associated with bigger cities.

Mad City, as locals call it, is also Fun City, especially if you like boats and bikes. The Mendota and Monona lakes are separated by a half-mile wide isthmus that serves as downtown Madison. Add in three other large lakes, and Dane County can satisfy any type of boating preference.

Cyclers have more than 150 miles of trails and routes to pedal. Cross country skiers glide through more than 100 miles of trails. Saturdays in the fall are reserved for rooting on UW's revered Badger football team. Another popular May through October ritual is the farmer's market. Around the corner you can catch an earful at the Madison Civic Center where the Chamber Orchestra and Madison Symphony perform, and Pulitzer prize-winning plays are staged.


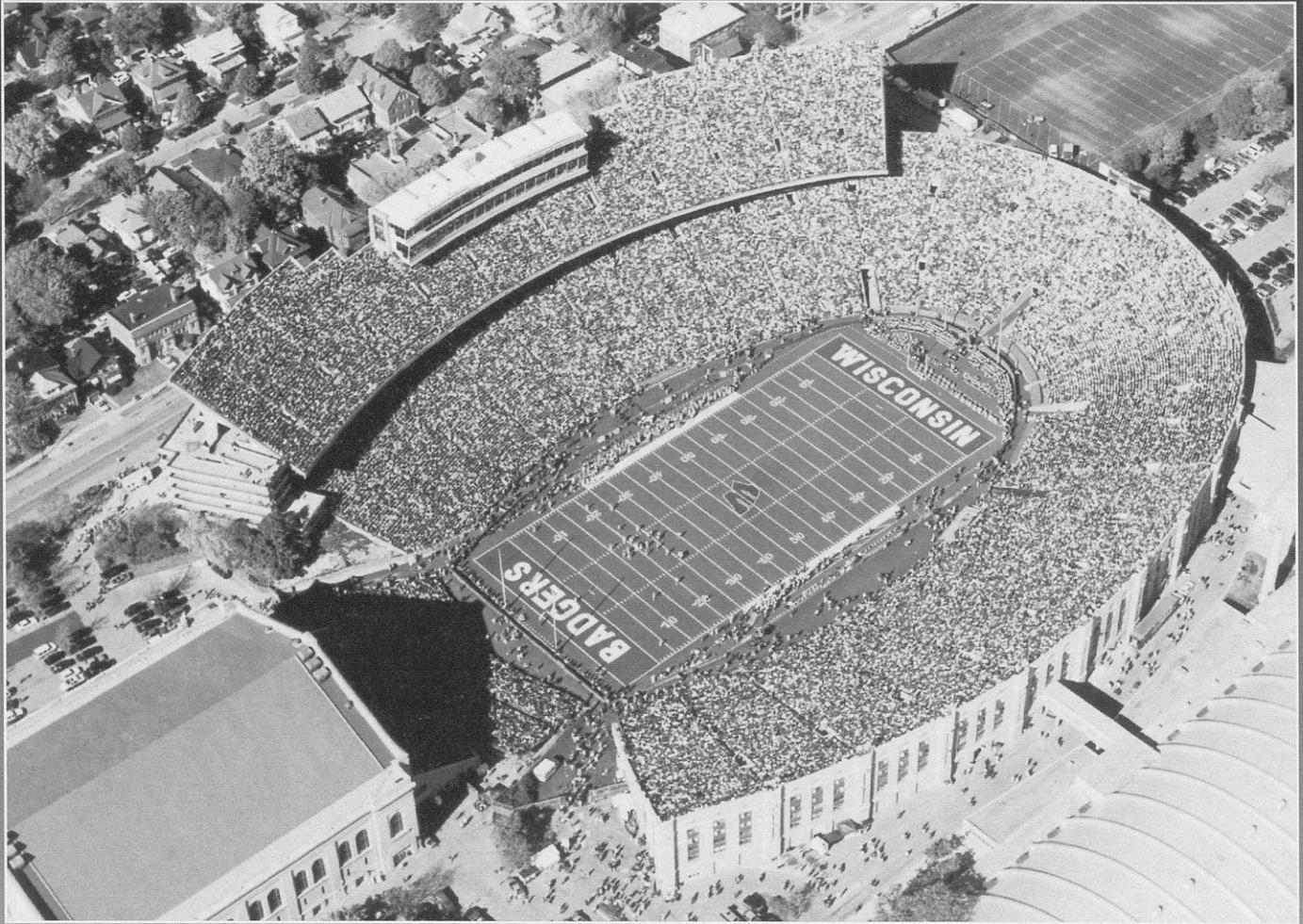
Money (July 1996) magazine survey of the "Best Places to Live."

BEST PLACES TO LIVE IN THE U.S.



- 1. MADISON, WIS.**
2. Punta Gorda, Fla.
3. Rochester, Minn.
4. Fort Lauderdale, Fla.
5. Ann Arbor, Mich.
6. Ft. Myers, Fla.
7. Gainesville, Fla.
8. Austin, Tex.
9. Seattle, Wash.
10. Lakeland, Fla.

Survey conducted by *Money* magazine in July of 1996.

Wisconsin



Athletics



Participating in athletics at the University of Wisconsin guarantees an opportunity to compete at the highest level. The Badgers have developed a national reputation as one of the top all-around schools in Division I-A.

As a member of the Big Ten, Badger student-athletes receive the best in education, coaching, athletic competition, facilities and support.

Wisconsin continues to demonstrate that it is one of the NCAA's top all-sports programs. Badger athletics has placed in the nation's top 20 for all-sports excellence (Sears Directors Cup competition) four times in the last five years. The UW finished second overall in the 1997-98 Big Ten all sports standings behind only Michigan.

Badger student-athletes enjoy the benefits of some of the nation's finest athletic facilities. The state-of-the-art Kohl Center is home to the basketball and hockey teams. Camp Randall Stadium regularly sells out for Wisconsin football games. The venerable UW Field House, the former home of Badger basketball, now houses the wrestling and volleyball programs. In addition, the UW-Madison features first-rate soccer, track, tennis, swimming and golf facilities.

1997-98 BIG TEN ALL-SPORT STANDINGS

No.	School	Pts.
1.	Michigan	8.72
2.	WISCONSIN	7.40
3.	Minnesota	7.05
4.	Penn State	6.35
5.	Northwestern	6.23
	Illinois	6.23
7.	Indiana	6.05
8.	Iowa	5.83
9.	Purdue	5.68
10.	Ohio State	5.50
11.	Michigan State	5.04

The Big Ten

Attending a Big Ten Conference institution like Wisconsin and playing basketball in front of millions of fans is an experience few student-athletes have available to them.

One in 64 Americans is a Big Ten graduate and more than three million people are active Big Ten alumni (an alumni base twice as large as any other conference).




Academically, the Big Ten is the only conference whose constituency is comprised entirely of institutions that are members of the AAU, a prestigious association of major academic and research institutions in the United States and Canada.

When March Madness arrives each year, no conference in America can showcase a more widely respected group of schools and student-athletes than the Big Ten.

The 1999 Big Ten Tournament will be held for the second straight year in Chicago (pictured at bottom of page) — one of the world's great cities and an unmatched mecca for food, fun and around-the-clock entertainment. The United Center, home of the six-time NBA champion Chicago Bulls, will again be the site of the Big Ten Tournament.


When the NCAA Tournament's field of 64 is chosen, more than half of the Big Ten membership is among those heading to the "Big Dance." Big Ten schools have won nine NCAA titles and lead the nation with 34 Final Four appearances.

Playing in the Big Ten also means exposure. The location of the conference's member institutions allows for maximum media coverage in cities such as Chicago, New York, Detroit, Pittsburgh, Philadelphia and Minneapolis. Big Ten basketball regularly can be seen on CBS, ESPN, ESPN2 as well as a variety of regional networks.



**Downtown
Chicago serves as
the backdrop for
the Big Ten bas-
ketball tourna-
ment in March.**

The Schedule



When he first came to Wisconsin, one of the first things Coach Dick Bennett wanted to do was increase the difficulty of the Badgers' non-conference schedule.

There is no doubt that has been accomplished.

The Badgers will again play one of the nation's toughest schedules in 1998-99, with road games at Temple, Texas, Marquette, Rhode Island and Illinois State on tap. Additionally, Wisconsin is taking part in the 1998 Top of the World Classic in Fairbanks, Alaska. That tournament features Arkansas, Virginia, Villanova, Nebraska, Washington State, New Mexico State and host Alaska-Fairbanks.

Wisconsin's home slate features visits from Pepperdine and Jerry Tarkanian's Fresno State squad.

Bennett's goal is to schedule the best opponents available because he believes that will make his players better and prepare them for the rigors of Big Ten play.

Among the teams Wisconsin has played during the Bennett years are:

- Fresno State
- Illinois State
- Marquette
- Memphis
- Oklahoma
- Providence
- Temple
- Texas
- UCLA
- Villanova

Last season the Badgers' strength of schedule was rated 17th nationally according to RPI ratings and 20th according to the Sagarin Ratings.

Wisconsin played eight 1998 NCAA Tournament participants.

Academics

The Badger basketball squad compiled a 3.05 team grade-point-average during the 1998 Spring semester. That was the highest team GPA recorded by a Wisconsin men's basketball team since records began being kept in '81.

The primary objective of the academic and student affairs office is to ensure the academic success of all UW student-athletes. Counseling and advising services, plus a number of academic help programs, are offered to all UW student-athletes.

The academic and student affairs staff assists more than 700 student-athletes in registration and course selection, monitoring progress toward degrees and career guidance.

Staff members work with student-athletes who desire extra academic help. The department utilizes the services of more than 100 tutors to provide one-on-one assistance or group study help.


The department arranges for exam proctoring, offers advice on resume preparation and coordinates the grant-in-aid program. Support groups are offered to students who become medically or academically ineligible for competition.

The following is a list of named scholarships that have been established to benefit the University of Wisconsin men's basketball program. These endowments, providing both full and partial scholarships, have been created by UW alumni, Badger fans and former student-athletes.


Richard W. and Helen H. Meister Scholarship
Albert O. Nicholas Scholarship
Charles H. Vogts Scholarship

John McMynn Williams Scholarship
John E. and Glenn M. Wise Scholarship

For information about how to create a named scholarship in men's or women's athletics or how to contribute to an established endowment, please contact Marija Neubauer or Randy Handel, directors of development for Intercollegiate Athletics, at the UW Foundation at (608) 263-7692.



Wisconsin Alumni



**Former Badger
Michael Finley**

University of Wisconsin-Madison alumni can be found in every facet of life, including arts, business, government, communications, science and sports. Here is a sampling.

ARTS

Jerry Bock, co-composer of "Fiddler on the Roof;" Joan Cusack, actress in "Working Girl;" Steve Miller, rock singer; Thomas Miller, writer of "Happy Days" and "Laverne and Shirley;" Daniel Travanti, actor on "Hill Street Blues;" Butch Vig, music producer for Nirvana & Garbage

GOVERNMENT

Gov. Tommy Thompson (Wis.); Sen. Herb Kohl (Wis.); Sen. Charles Robb (Va.); Sen. Russ Feingold (Wis.)

JOURNALISM / MEDIA

Stephen Ambrose, author, biographer and historian; Rita Braver, reporter, CBS News; Jeff Greenfield, news analyst on CNN; Steven Bornstein, President of ESPN & ABC Sports; Kay Koplovitz, President of USA Network; Rudy Martzke, columnist for *USA Today*; Greta Van Sustern, CNN legal analyst


SCIENCE

Raymond Damadian, inventor of the Magnetic Resonance Imager (MRI); Jim Lovell, astronaut on Apollo 13 mission; Brewster Shaw, Space Shuttle Columbia

SPORTS

Chris Chelios, Blackhawks; Suzy Favor-Hamilton, Olympic runner; Paul Gruber, Buccaneers; Eric Heiden, Olympic speedskater; D. Wayne Lukas, horse trainer; Buddy Melges, America's Cup skipper; Paul Quantrill, Blue Jays; Reggie Torian, world-class hurdler; Bud Selig, baseball commissioner

Travel & Exposure



Playing basketball in the Big Ten, particularly at Wisconsin, means playing basketball in the spotlight. Wisconsin is covered intensely by local, regional and national media outlets.



Local print coverage includes three major daily newspapers (*Wisconsin State Journal*, *Capital Times* and *Milwaukee Journal Sentinel*), two student newspapers (*Daily Cardinal* and *Badger Herald*) and one weekly publication (*Inside Wisconsin*) dedicated solely to Badger athletics. Three Madison TV stations (WMTV, WISC and WKOW) and several radio stations (including flagship station WIBA) also cover the team on a daily basis.

This season the Badgers are scheduled to appear on live television more times than any other season in Wisconsin history. The Badgers will appear locally, regionally and nationally throughout the 1998-99 season. The Wisconsin Public Television network also shows a number of games statewide on a delayed basis.


On radio, Badger games can be heard on a 43-station statewide network. Coach Dick Bennett has a weekly media conference that routinely draws at least 15 reporters, and he has a weekly television show that is seen in all corners of the state.

The Badgers also have become a favorite on the road with their legendary fan following. In the last three seasons, Wisconsin has played in Hawaii at the Maui Invitational and the Big Island Invitational, and this season will participate in the Top of the World Classic in Fairbanks, Alaska.





MEDIA INFORMATION



MEDIA INFORMATION

IN THIS SECTION

- 17 Media Relations Staff
 - 18-19 Coverage Guidelines
 - 20-21 Reference Information
 - 22-23 Kohl Center Diagram/Area Maps
 - 24 Primary Media
 - 25 UW Athletics Directory
 - 26-27 TV and Radio Information
 - 28-29 Tournament Brackets
 - 30-31 Big Ten Schedule
 - 32 Basketball Rules Evolution
- 

Media Relations Staff



Steve Malchow
Director of Sports
Information

Steve Malchow is in his ninth season as Director of Sports Information at the UW. He is in charge of publicity for all 11 Badger men's sports programs.

Malchow worked from 1979-89 at the University of Iowa as a student, graduate and full-time assistant in the Sports Information Office before accepting his post at the UW-Madison.

He is a member of the College Sports Information Directors of America (CoSIDA), which has honored more than 40 of his press guides for excellence. His 1985 football and basketball books were rated first and second in the nation, respectively.

The 1983 graduate of Iowa earned degrees in marketing, journalism and management sciences. An avid golfer, Malchow annually assists with the media relations operation at the Western Open in Chicago.

A native of Sioux City, Iowa, Steve is single and resides in Madison.



Justin Doherty
Associate Director of
Sports Information

Now in his fifth year as Associate SID at Wisconsin, Justin Doherty coordinates media relations for men's basketball and assists with football. He is editor of the football and basketball game programs and oversees publicity for golf, tennis and swimming.

Doherty came to Wisconsin after two-and-a-half years as SID at the University of North Dakota. He was assistant SID at Northern Michigan (1990-92) and served as the primary media contact for the Wildcats' '91 NCAA champion hockey team. Doherty earned a B.A. in journalism from Michigan State where he was a student assistant in the SID Office from '84-89.

A member of the College Sports Information Directors of America (CoSIDA), he serves as chair of that organization's Career Enhancement Committee and has earned eight national citations for publications excellence from CoSIDA. A native of Southfield, Mich., Justin and his wife, Martha, have a daughter (Erin).



Julie Kluge
Assistant Director of
Sports Information

Julie Kluge is in her ninth campaign as a full-time member of the UW Sports Information staff. She has worked for the UW Athletic Department since 1984.

Kluge directs publicity for the Badgers' nationally recognized hockey, cross country and track teams, and assists at UW football games. The 1988 UW-Madison graduate has B.S. degrees in zoology and secondary education.

Kluge is editor of both the Wisconsin hockey media guide and game program. Her hockey guides have been rated among the top five nationally each of the past eight years, including the 1994-95 and 1996-97 guides which were named "Best in the Nation" by CoSIDA. The '96-97 guide cover also earned top honors from CoSIDA.


She was an assistant director in the publicity office of the WCHA (1989) and works annually for the NCAA at its national hockey championship.

A native of Benton, Wis., Kluge is vice-chair of the CoSIDA Publication Awards Committee.



Britt Kinder
Intern

Britt Kinder is in her first year as an intern in the SID office after four years as an undergraduate sports information student at Wisconsin. She handles publicity for soccer, cross country and track and field. The Platteville, Wis., native is a 1998 graduate of the UW-Madison with a B.A. in journalism and mass communications.



Heather Folks
Intern

Now in her second year in the SID office, Heather Folks serves as the UW's wrestling contact and as the office liaison for the Department of Athletics' web site. The former Heather Van Peurse is a 1997 graduate of Iowa and is a native of Middleton, Wis. Her husband's name is Tim.

Coverage Guidelines

Credentials

Requests for credentials must be placed with the UW Sports Information Office in writing, at least one week in advance. Requests should be made on company letterhead.

Upon receipt of applications, appropriate credentials are either mailed, or made available at the Sports Information Office or with the parking attendant (white vehicle) at the corner of Dayton and Frances Streets (north-east corner of the Kohl Center) on gamedays.

Credentials will be issued according to the following priority guidelines: 1) National publications and newspapers filing for the following day's publication. 2) All newspapers designated by the visiting sports information director. 3) Television and radio stations originating a live broadcast. 4) Television and radio stations covering for nightly news. 5) All other requests will be evaluated on a space-available basis, with preferences given to those who regularly cover Wisconsin basketball.

Spouses, dates, children and other non-workers are not allowed in any of the media areas.

Scouting Tickets

As per the Big Ten Conference's policy, professional basketball scouts must purchase tickets through the UW Ticket Office (1-800-GO-BADGERS or 608-262-1440).

Parking

A limited number of media parking passes are available. They will be issued on a priority basis similar to the guidelines for the issuance of credentials. Media parking at the Kohl Center is on the East side of the building as well as in the MG & E Lot near the facility. The media entrance is on the East side of the Kohl Center.

Radio

Each visiting radio station admitted for broadcast should contact the UW Sports Information Office at least one week prior to the game they wish to cover. If credentials are not mailed, they may be picked up at the Sports Information Office. Visiting radio talent works from a courtside location at the Kohl Center.

Photographers

The University of Wisconsin follows NCAA and Big Ten guidelines regarding event photography. Floor photo passes are limited to daily newspaper, wire service and television photographers. Photographers must display their credentials prominently at all times and must work from either the southeast or northwest corners of the baseline. Photographers are not permitted along the length of the floor.

Practice Coverage

Wisconsin basketball practices at home are open to the media. Members of the media are asked to watch Kohl Center practices from the auxiliary media area in the second level of the building. Media should watch practice at the Nicholas-Johnson Pavilion from the east end of that facility. Still and video photographers shooting practice are asked to remain off the court and away from the vicinity of workouts. Gameday practice sessions are closed.

Player Interviews


Badger players are available for interviews after practices.

All interviews should be arranged through the Sports Information Office. Please contact Justin Doherty at the SID Office (608-262-1811) or prior to the end of practice to secure interviews. No interviews will be granted the day of a game, with the exception of postgame interviews.

Players' telephone numbers will not be made available to the media, and players have been instructed not to conduct interviews when contacted by phone without prior approval from a member of the Sports Information Office. For out-of-town reporters, requests for collect-call telephone interviews may be made with Justin Doherty of the Sports Information Office.



Coach Dick Bennett is available to the media at his weekly news conference, after Wisconsin practice sessions and after Badger games.



Wisconsin radio play-by-play partners Mike Lucas (left) and Matt Lepay work from a prime courtside location at the Kohl Center.

Bennett Interviews

Head coach Dick Bennett will be available for interviews for approximately 15 minutes after each afternoon Wisconsin practice.

Bennett also is available on the road at the Badgers' hotel or following the team's shoot-around the day of a game.

Additionally, Bennett holds a weekly media conference throughout the season. These sessions are generally at 1 p.m. in the "W" Club Room in Camp Randall Stadium or the media room at the Kohl Center. Audio cuts from the conferences are available after 4 p.m. on Mondays by calling 608/263-3100 (option 3).

Contact Justin Doherty in the Sports Information Office to arrange an interview with Dick Bennett.

Press Row Services

The primary working area (approximately 50 seats) for the media at the Kohl Center is located at court level on the east side of the floor. There also is an auxiliary media area on the second level (Section 208) of the Kohl Center that can accommodate an additional 32 seats. Television and radio broadcasters

all work from the court level location.

Media are provided with several statistics monitors along the court level area. Halftime boxes and play-by-play are delivered to both working media locations by the Sports Information staff.

Media Workroom

The Kohl Center is equipped with a large media workroom that contains the following:

- postgame interview area
- numerous working locations from which media can file stories
- platform for video cameras
- copy machine
- pregame dining area
- kitchenette area where a pregame meal is served
- men's and women's restrooms.

Pregame notes, statistics and game programs are also available in the workroom.

Media may store personal belongings in the workroom from the time they arrive at the Kohl Center until after the game.

The workroom is located at the northeast corner of the arena with easy access to and from the court level press row. To access the workroom from outside the arena, just enter through the media gate and proceed down the stairs on your right.

Telephones

All requests for installation of phone lines should be made to Mike Huffman at the Kohl Center (608-265-4702). Cost per line per event is \$100 (\$140 for an unrestricted analog line or an ISDN line). Seating locations are determined by the UW Sports Information Office. Several courtesy phones on press row will be made available by the UW Sports Information Office.

Postgame Procedures

Head coaches and selected players will be made available in the media workroom's interview area following each home game.

Generally, the visiting coach and/or players will be available first, followed by Badger coach Dick Bennett and Wisconsin players.

Contact Justin Doherty of the Sports Information Office for postgame procedures on the road (vary from school to school).

The Wisconsin locker room is closed to the media at home and on the road.

Important Locations

Sports Information Office — Located on the second floor of Camp Randall Stadium across from the McClain Indoor Practice Facility.

Media Workroom — Located at court level in the Kohl Center (north-east corner of the arena).

Media Parking — Located along Frances Street or in MG & E lot (west of the Kohl Center).

Wisconsin Locker Room — Located at court level in the Kohl Center (northwest corner of the arena).

Visitors Locker Room — Located at court level in the Kohl Center (southwest corner of the arena).

Nicholas-Johnson Pavilion (practice facility) — Attached to the west side of the Kohl Center.

Reference

Sports Information Office

Phone: 608-262-1811
 FAX: 608-262-8184
 Address: 1440 Monroe Street, Madison, WI 53711
 Kohl Center Press Row: 608-265-4333

Sports Information Director: Steve Malchow
 Malchow Home: 608-238-8199
 Associate SID (Basketball Contact): Justin Doherty
 Doherty Home: 608-833-4811
 Doherty E-mail: justin.doherty@ccmail.adp.wisc.edu
 Assistant SID: Julie Kluge
 Kluge Home: 608-848-1840
 Secretary: Barb Wyatt
 Interns: Britt Kinder and Heather Folks
 Students: Lauren Price, Carla Swinehart, Joel Friedman

Quick Facts

Location: Madison, WI 53711
 Enrollment: 39,826
 Colors: Cardinal and White
 Nickname: Badgers
 Conference: Big Ten
 Home Arena: Kohl Center (17,142)
 1st Game in Kohl Center: 1/17/98 vs. Northwestern
 All-time Kohl Center Record: 2-5 (.286)
 First Year of Basketball: 1898-99
 All-time Record: 1,110-1,000 (.526)
 Chancellor: David Ward
 Director of Athletics: Pat Richter
 Phone: 608-262-1866
 Head Coach: Dick Bennett (4th year)
 Overall College Record: 407-233 (.636)
 Overall Division I Record: 234-153 (.605)
 Record at Wisconsin: 47-44 (.516)
 1997-98 Record: 12-19 overall, 3-13 Big Ten (T9th)
 Letterwinners Returning: 9
 Letterwinners Lost: 4
 Starters Returning: 4
 Starters Lost: 1

Basketball Office

Main Office Phone: 608-262-4597
 FAX: 608-262-4872
 Head Coach: Dick Bennett
 Assistant Coaches: Brad Soderberg, Shawn Hood and Brian Hecker
 Administrative Assistant: Paul Costanzo
 Office Secretaries: Sally Huegel and Nancy DeCori
 Coach Bennett's Secretary: Barb Winterstein

Fax-on-Demand

The Big Ten Conference and league schools offer 24-hour access to the latest news releases, statistics, notes and box scores via a fax-on-demand service. If media members do not want to access this service, there will be a \$10 charge to fax box scores. This service is for media use only. Information may be accessed by following these instructions:

- 1) Using the handset of your FAX machine, media members phone 1-800-300-2050 and enter a PIN number when prompted (media only may obtain a PIN number by calling 770-399-0096).
- 2) Input Big Ten access code 282
- 3) Choose from one of the following directories to receive Wisconsin basketball information:
 - Entire release (3220)
 - Statistics/Results (3221)
 - Roster/Schedule (3222)
 - Latest Game Report (3223)

Opponent SID Contacts

School	Basketball SID	Office
Alaska-Fairbanks	Scott Roselius	907-474-6805
Arkansas	Rick Schaeffer	501-575-2751
Fresno State	Rose Pietrzak	209-278-2509
Illinois	Barbara Butler	217-333-1391
Illinois State	Kenny Mossman	309-438-3805
Indiana	Gregg Elkin	812-855-9399
Iowa	Steve Roe	319-335-9412
Loyola (Chi.)	Ian Solomon	773-508-2575
Marquette	Kathleen Hohl	414-288-5287
Michigan	B.J. Sohn	313-763-4423
Michigan State	John Farina	517-355-2271
Minnesota	Bill Crumley	612-625-4090
Nebraska	Keith Mann	402-472-2263
New Mexico State	Steve Shutt	505-646-3929
Northern Illinois	Mike Korcek	815-753-1706
Northwestern	Chris Hughes	847-491-7503
Ohio State	Dan Wallenberg	614-292-6861
Penn State	Pat Donghia	814-865-1757
Pepperdine	Michael Zapolski	310-456-4333
Purdue	Andrew Punzal	765-494-3198
Rhode Island	Mike Ballweg	401-874-2409
Temple	Brian Kirschner	215-204-4824
Texas	Scott McConnell	512-471-1345
Villanova	Karen Frasca	610-519-4120
Virginia	Rich Murray	804-982-5500
Washington State	Wes Werner	509-335-2684
UW-Milwaukee	Traci Huntemann-Piatt	414-229-5674

Team Travel Headquarters

Following is a list of hotels at which the Badgers will be staying on the road this season.

Top of the World Classic (Nov. 18-21, four nights)

Westmark Hotel (Fairbanks, Alaska)
Phone: 907-456-7722 FAX: 907-451-7478

Rhode Island (Nov. 27-28, two nights)

Providence Marriott (Providence, R.I.)
Phone: 401-272-2400 FAX: 401-273-2686

Illinois State (Dec. 4, one night)

Radisson Hotel (Bloomington, Ill.)
Phone: 309-664-6446 FAX: 309-664-6135

Temple (Dec. 8, one night)

Doubletree Hotel (Philadelphia, Pa.)
Phone: 215-893-1600 (3301) FAX: 215-893-1664

Texas (Dec. 14, one night)

Austin Marriott (Austin, Texas)
Phone: 512-478-1111 FAX: 512-478-3700

Michigan (Dec. 29, one night)

Ypsilanti Marriott (Ypsilanti, Mich.)
Phone: 313-487-2000 FAX: 313-481-0700

Penn State (Jan. 12, one night)

Toftrees Resort (State College, Pa.)
Phone: 800-458-3602 FAX: 814-238-7093

Northwestern (Jan. 15, one night)

Omni Orrington (Evanston, Ill.)
Phone: 847-866-8700 (7138) FAX: 847-475-3957

Iowa (Jan. 22, one night)

Holiday Inn (Iowa City, Iowa)
Phone: 319-337-4058 FAX: 319-337-7037

Indiana (Feb. 2, one night)

Courtyard by Marriott (Bloomington, Ind.)
Phone: 812-335-8000 FAX: 812-336-9997

Illinois (Feb. 5, one night)

Holiday Inn (Champaign, Ill.)
Phone: 217-328-7900 FAX: 217-328-7941

Michigan State (Feb. 20, one night)

Radisson Hotel (Lansing, Mich.)
Phone: 517-482-0188 FAX: 517-487-6646

Ohio State (Feb. 23, one night)

Holiday Inn on the Lane (Columbus, Ohio)
Phone: 614-294-4848 FAX: 614-294-5366

WISCONSIN ON THE WEB

Wisconsin basketball information, as well as breaking news, statistics, photos, etc., on all other UW athletic teams, is available on the Department of Athletics' web site which is updated daily. The address is:

www.wisc.edu/ath/

Madison Travel Information**HOTELS & MOTELS**

The following hotels and motels are located within 10-15 minutes of the Wisconsin campus (area code is 608):

Best Western-Inn on the Park, 22 S. Carroll St.	257-8811
Best Western-InnTowner, 2424 University Ave.	233-8778
Best Western-Midway, 3710 E. Washington Ave.	244-2424
Best Western-West Towne Suites, 650 Grand Canyon Dr.	833-4200
Budgetel, 8102 Excelsior Dr.	831-7711
Comfort Suites, 1253 John Q. Hammons Dr.	836-3033
Concourse Hotel, One W. Dayton St.	257-6000
Edgewater, 666 Wisconsin Ave.	256-9071
Fairfield Inn, 8212 Greenway Blvd.	831-1400
Hampton Inn East, 4820 Hayes Rd.	244-9400
Hampton Inn West, 516 Grand Canyon Dr.	833-3511
Holiday Inn Madison East, 3841 E. Washington Ave.	244-2481
Holiday Inn Southeast, 3521 Evan Acres Rd.	222-9121
Howard Johnson's, 525 W. Johnson St.	251-5511
Ivy Inn, 2355 University Ave.	233-9717
Madison Inn, 601 Langdon St.	257-4391
Marriott, 1313 John Q. Hammons Dr.	831-2000
Quality Inn South, 4916 E. Broadway Ave.	222-5501
Radisson Inn, 517 Grand Canyon Dr.	833-0100
Residence Inn, 501 D'Onofrio Dr.	833-8333
Sheraton Inn, 706 John Nolen Dr.	251-2300
University Inn, 441 N. State St.	257-4881

AIRLINE SERVICE

Madison is served by the Dane County Regional Airport, a 15-minute drive from the UW-Madison campus.

American Eagle	800-433-7300
ComAir (Delta)	800-354-9822
Midwest Express	800-452-2022
Northwest	800-225-2525
TWA Express	608-221-2000
USAir	800-245-1640
United	800-241-6522

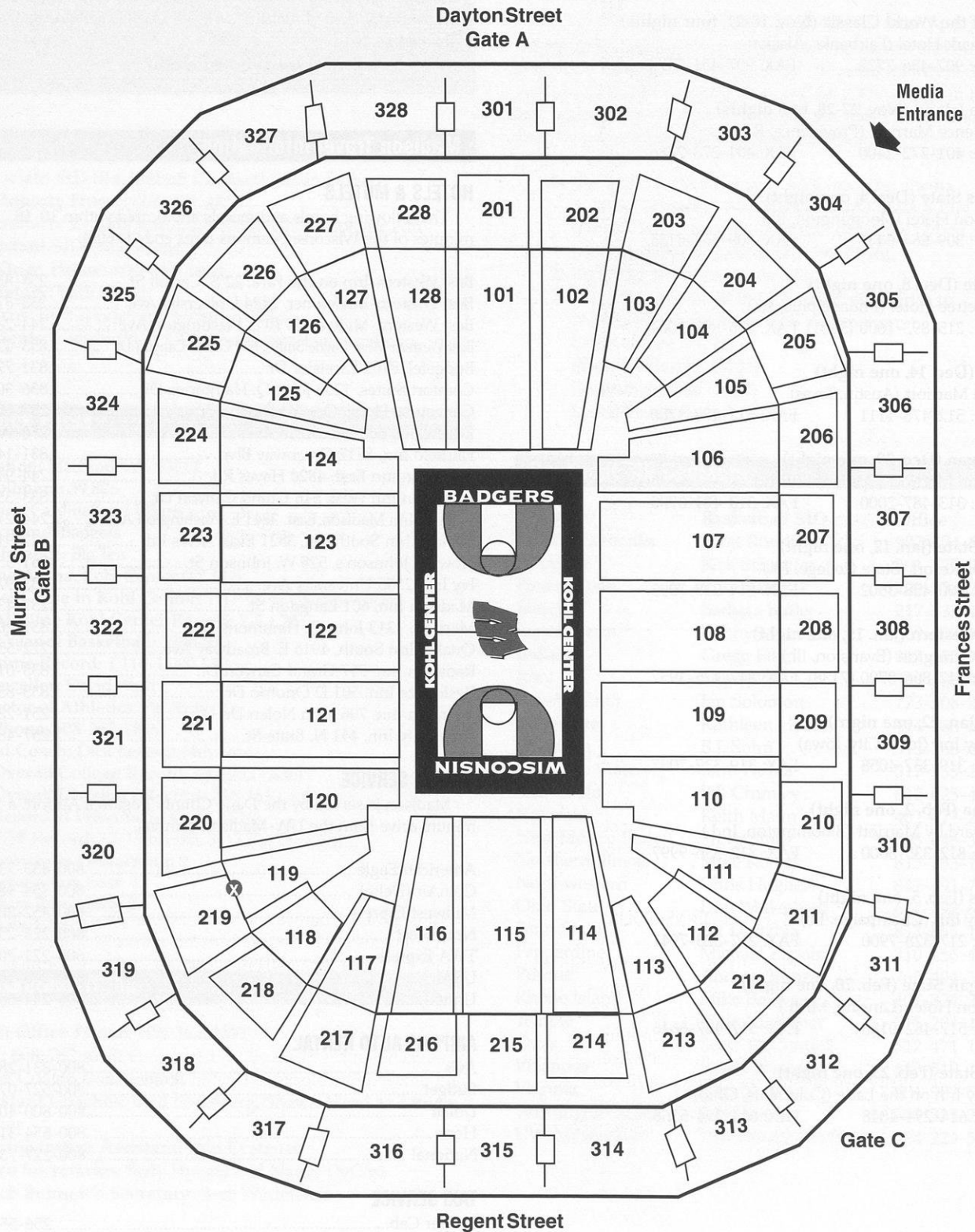
AIRPORT AUTO RENTAL

Avis	800-831-2847
Budget	800-527-0700
Dollar	800-800-4000
Hertz	800-654-3131
National	800-227-7368

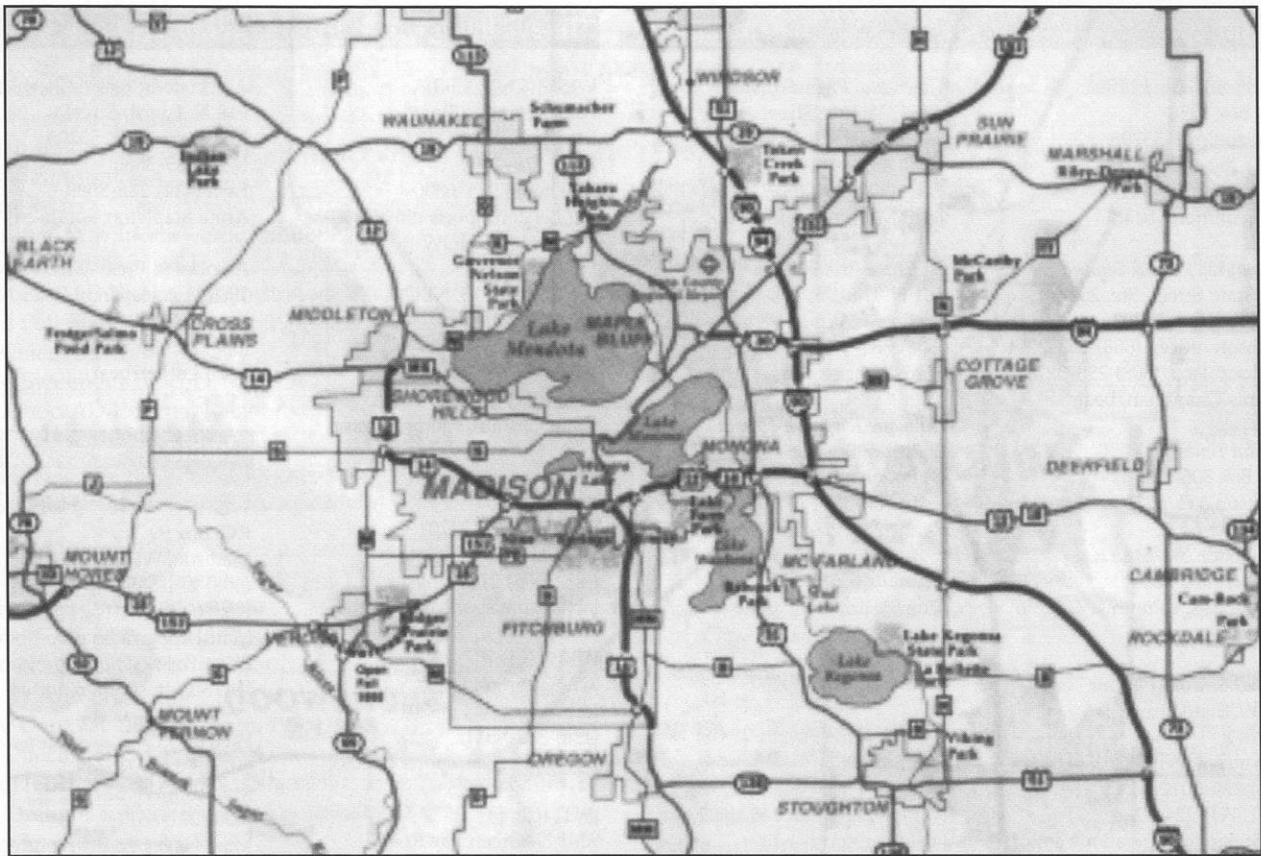
TAXI SERVICE

Badger Cab	256-5566
Madison Taxi	255-8294
Union Cab	242-2000

The Kohl Center



Finding the Kohl Center



FROM THE DANE COUNTY AIRPORT

Exit airport via International Lane to Packers Avenue (Hwy. 113). Turn left on Packers Avenue, which changes to Pennsylvania Avenue, Johnson Street, Gorham Street and then University Avenue. Stay on University Avenue into the campus until you reach Frances Street. Turn left onto Frances Street and proceed two blocks to Dayton Street. The Kohl Center will now be in view.

FROM WEST AND I-90/94 (FROM MINNEAPOLIS)

Take I-90/94 to Highway 151 South (East Washington Avenue). Continue on East Washington Avenue to the State Capitol Building. Turn right onto Butler Street, proceed to Gorham Street and turn left. Continue on Gorham Street, which becomes University Avenue. Stay on University Avenue into the campus until you reach Frances Street. Turn left onto Frances Street and proceed two blocks to Dayton Street. The Kohl Center will now be in view.

FROM SOUTH AND I-90 (FROM CHICAGO)

Take I-90 to the Madison beltline (Highway 12/18). West on the beltline to Park Street (Hwy. 151). Exit right (north). Take Park Street to Dayton Street. Turn right onto Dayton Street, then approximately three blocks to the Kohl Center, which will be on the right.

FROM EAST AND I-94 (FROM MILWAUKEE)

Take I-94 to Highway 30 West. Take Highway 30 to its end at Highway 113 South. Turn left onto 113 South, which becomes Packers/Pennsylvania Avenue. Continue on Packers/Pennsylvania Avenue, which changes to Johnson Street, Gorham Street and then University Avenue. Stay on University Avenue into the campus until you reach Frances Street. Turn left onto Frances Street and proceed two blocks to Dayton Street. The Kohl Center will now be in view.

Primary Media

Print

Wisconsin State Journal
P.O. Box 8058
Madison, WI 53708
(608) 252-6165
Fax: (608) 252-6119
Vic Feuerherd, beat

Milwaukee Journal Sentinel
202 State Street, Ste. 202
Madison, WI 53703
Madison office: (608) 258-2271
Madison Fax: (608) 258-2279
Dennis Chaptman, beat

Capital Times
P.O. Box 8060
Madison, WI 53708
(608) 252-6474
Fax: (608) 252-6445
Rob Schultz, beat
Mike Lucas, columnist & radio analyst

Journal Sentinel On-line
333 W. State Street
Box 661
Milwaukee, WI 53201-0661
(414) 225-5012
Fax: (414) 224-8280
Pat Stiegman, operations editor

Inside Wisconsin
P.O. Box 260257
Madison, WI 53726-0257
(608) 236-9465
Ronny Whitworth, beat
Tom Biersdorfer, beat

Badger Herald
550 State Street
Madison, WI 53703
(608) 257-4712, ext. 26

Daily Cardinal
Vilas Hall
Madison, WI 53706
(608) 262-5857

Appleton Post-Crescent
306 W. Washington
Appleton, WI 54912
(414) 733-4411
Mike Woods, beat

Kenosha News
715 58th Street
Kenosha, WI 53141
(414) 657-1000
Paul McKillip, beat

Green Bay Press-Gazette
435 E. Walnut Street
Green Bay, WI 54307
(920) 435-4411
Fax: (920) 431-8379
John Morton, sports editor

La Crosse Tribune
401 N. Third Street
La Crosse, WI 54601
(608) 782-9710
Marc Wehrs, sports editor

Dubuque Telegraph-Herald
Eighth & Bluff Streets
Dubuque, IA 52001
(319) 588-5611
Renny Zentz, sports editor

Janesville Gazette
One S. Parker Drive
Janesville, WI 53547
(608) 754-3311
John McPoland, beat

Wausau Daily Herald
P.O. Box 1286
Wausau, WI 54402
(715) 842-2101 or 845-0602
Jay Lillge, sports editor

Oshkosh Northwestern
P.O. Box 2926
Oshkosh, WI 54903
(414) 426-6659
Mike Sherry, sports editor

Racine Journal-Times
212 Fourth Street
Racine, WI 53403
(414) 634-3322
Susan Shemanske, sports editor

Eau Claire Leader Telegram
701 S. Farewell Street
Eau Claire, WI 54702
(715) 833-9208
Tad Reeve, sports editor

Capitol News Service
121 E. Main Street, Ste. 300
Madison, WI 53703
(608) 258-9977
Stan Milam, beat

Television

WISC (Ch. 3, CBS)
7025 Raymond Road
Madison, WI 53719
(608) 276-7400
Fax: (608) 271-0800
Jeff Lenzen, sports director
COACHES' SHOW

WMTV (Ch. 15, NBC)
615 Forward Drive
Madison, WI 53711
(608) 274-7817
Fax: (608) 271-5194
Craig Coshun, sports director

WKOW (Ch. 27)
P.O. Box 100
Madison, WI 53701
(608) 274-6118
Fax: (608) 274-9569
Jay Wilson, sports director

WTMJ (Ch. 4)
720 E. Capitol Drive
Milwaukee, WI 53201
(414) 332-9611
Dennis Krause, sports director

WITI (Ch. 6)
9001 N. Green Bay Road
Milwaukee, WI 53217
(414) 355-6215
Tom Pipines, sports director

WISN (Ch. 12)
P.O. Box 402
Milwaukee, WI 53201
(414) 342-8812
Tom Sutton, sports director

WDJT (Ch. 58)
809 S. 60th Street
Milwaukee, WI 53214
(414) 220-8130
Sports Director

WHA (Ch. 21)
821 University Avenue
Madison, WI 53706
(608) 263-2121
Fax: (608) 263-9763
Deb Piper, producer delay TV

Wire Services

Associated Press (Milwaukee)
918 N. Fourth Street
Milwaukee, WI 53203
(414) 225-3580
Fax: (414) 225-3599
Arnie Stapleton, sports editor

Associated Press (Madison)
1901 Fish Hatchery Road
Madison, WI 53713
(608) 255-3679
Alisa LaPott, beat

Radio

WIBA
P.O. Box 99
Madison, WI 53701
(608) 274-5450
Fax: (608) 274-5521
Matt Lepay, radio play-by-play
Brian Posick, sports director
Van Stoutt, sports reporter

WHIT
5024 E. Lacy Road
Madison, WI 53711
(608) 271-6611
Mike Heller, sports reporter

WTDY
2740 Ski Lane
Madison, WI 53713
(608) 273-1000
Casey James, sports director

WTMJ
720 E. Capitol Drive
Milwaukee, WI 53201
(414) 332-9611
Fax: (414) 223-5255
Len Casper, sports director

Wisconsin Radio Network
302 E. Washington Ave., Ste. 102
Madison, WI 53703
(608) 251-3900
Jon Laven, sports reporter

Wheeler News Service
121 E. Main Street, Ste. 300
Madison, WI 53703
(608) 257-2614

UW Athletics Directory

Management Team

Pat Richter (Wisconsin, 1964)	262-5068
Director of Athletics	
Al Fish (Luther, 1973).....	262-3157
Administrative Officer	
Cheryl Marra (Slippery Rock, 1977).....	263-3214
Assoc. AD/Sports Administrator	
Mike Moss (Ohio, 1961)	262-0099
Assoc. AD/Sports Administrator	
Jamie Pollard (UW-Oshkosh, 1987)	262-5449
Chief Financial Officer	
Vince Sweeney (Wisconsin, 1979)	262-5583
Assoc. AD/External Relations	

Departments


Tim Bald (Loras, 1980).....	265-2973
Director of Compliance	
Jim Bakken (Wisconsin, 1963).....	262-0119
Director of Community Relations	
John Chadima (Iowa, 1988)	262-7974
Director of Facilities & Events	
Terry Cooksey (Florida State, 1985)	262-1440
Director of Ticket Operations	
John Dettmann (UW-Oshkosh, 1983)	262-5613
Strength & Conditioning Coordinator	
Barry Fox (Wisconsin, 1974)	262-3631
Superintendent of Buildings & Grounds	
Terry Gawlik (Southwestern University, 1981)	265-4987
Assistant Athletic Director	
Dennis Helwig (Wisconsin, 1974)	262-3798
Head Athletic Trainer	
Duane Kleven (Wisconsin, 1961)	262-0553
Director of Special Events	
John Kvatek (Miami, Ohio, 1995).....	265-6147
Video Coordinator	
Ann Larson (Wyoming, 1978).....	265-3997
Kohl Center General Manager	
Steve Malchow (Iowa, 1983).....	262-1811
Director of Sports Information	
Jim Roberts (North Dakota State, 1979)	262-5100
Technical Systems Coordinator	
Mike Unitan (Wisconsin, 1992)	262-1812
Director of Marketing & Promotions	
Alan Zussman (Wisconsin, 1969).....	262-0748
Academic Affairs Director	

Head Coaches


Jane Albright-Dieterle (Appalachian St., 1981)	263-5506
Women's Basketball	
Barry Alvarez (Nebraska, 1969)	262-1861
Football	
Kalekeni Banda (UMass, 1975)	262-7749
Men's Soccer	
Dick Bennett (Ripon, 1965)	262-4597
Men's Basketball	
Chris Clark (California, 1982)	262-8521
Men's Crew	
John Cook (San Diego, 1979)	263-5670
Volleyball	
Barry Davis (Iowa, 1987)	262-4399
Wrestling	
Dean Duerst (Wisconsin, 1984)	265-2974
Women's Soccer	
Karen Gallagher (Texas Women's, 1981)	265-6152
Softball	
Nick Hansen (Iowa State, 1987)	265-3336
Men's & Women's Swimming	
Patti Henderson (Florida State, 1986)	263-6304
Women's Tennis	
Pat Klingelhoets (Wisconsin, 1972)	262-0997
Men's Tennis	
Mary Lockyer (UMass, 1991)	263-6422
Women's Open-Weight Crew (interim)	
Ed Nuttycombe (VPI, 1978)	262-4397
Men's Track	
Julie Sasner (Harvard, 1988)	262-0101
Women's Hockey	
Jeff Sauer (Colorado College, 1965)	262-3932
Ice Hockey	
Peter Tegen (Koln, 1965)	263-5109
Women's Track & Cross Country	
Dennis Tiziani (Northland, 1964)	249-1000
Men's & Women's Golf	

Area code for all numbers is 608



Badgers on T.V. WU




Van Stoutt



Alan Zussman



Craig Coshun



John Powless



Television Coverage

For the first time ever, all but one of Wisconsin's regular-season games will be televised live either locally, regionally or nationally, with the exception of the Badgers' games in Alaska.

WMTV sports director Craig Coshun heads this year's announce team for local telecasts. He is paired with long-time analyst John Powless, who was head coach of the Badgers from 1969-76.

In addition to the live telecasts, several home games will also be aired on a delay basis on the state-wide Wisconsin Public Television network. WIBA Radio's Van Stoutt and UW academic and student affairs director Alan Zussman handle the announcing duties.

The Dick Bennett Show

"The Dick Bennett Show" airs in Madison and on a statewide network. Hosted by WISC-TV's Jeff Lenzen, the 30-minute program features insights, interviews, highlights and viewer questions. Check local listings for the times in your area.

WISCONSIN TELEVISION SCHEDULE

CBS (National)

*Feb. 28 (Michigan)

ESPN (National)

Jan. 16 (at Northwestern)

ESPN REGIONAL (Weekend Syndication)


Jan. 30 (Minnesota), *Feb. 27 (Michigan)

ESPN REGIONAL TELECASTS (Local)


Nov. 14 (Loyola), Nov. 16 (UW-Milwaukee), Nov. 28 (at Rhode Island), Dec. 2 (Northern Illinois), Dec. 5 (at Illinois State), Dec. 9 (at Temple), Dec. 12 (Pepperdine), Dec. 15 (at Texas), Dec. 23 (at Marquette), Dec. 27 (Fresno State), Dec. 30 (at Michigan), Jan. 2 (Ohio State), Jan. 6 (Michigan State), Jan. 10 (Purdue), Jan. 13 (at Penn State), Jan. 20 (Illinois), Jan. 23 (Iowa), Feb. 3 (Indiana), Feb. 6 (Illinois), Feb. 10 (Northwestern), Feb. 13 (Penn State), Feb. 21 (at Michigan State), Feb. 24 (at Ohio State)

*Decision on whether CBS or ESPN Regional televises this game will come in February.

Badgers on Radio



Matt Lepay



Mike Lucas

Radio Coverage

Exclusive radio coverage of Badger basketball can be heard on the 43-station Wisconsin Radio Network. The Athletic Department and Learfield Communications entered into an agreement for radio broadcast rights for Wisconsin football and basketball prior to the 1994 season.

WIBA (1310 AM) and WOLX (94.9 FM) are the rights holders in the Madison market, and WTMJ (620 AM) carries the games in Milwaukee.

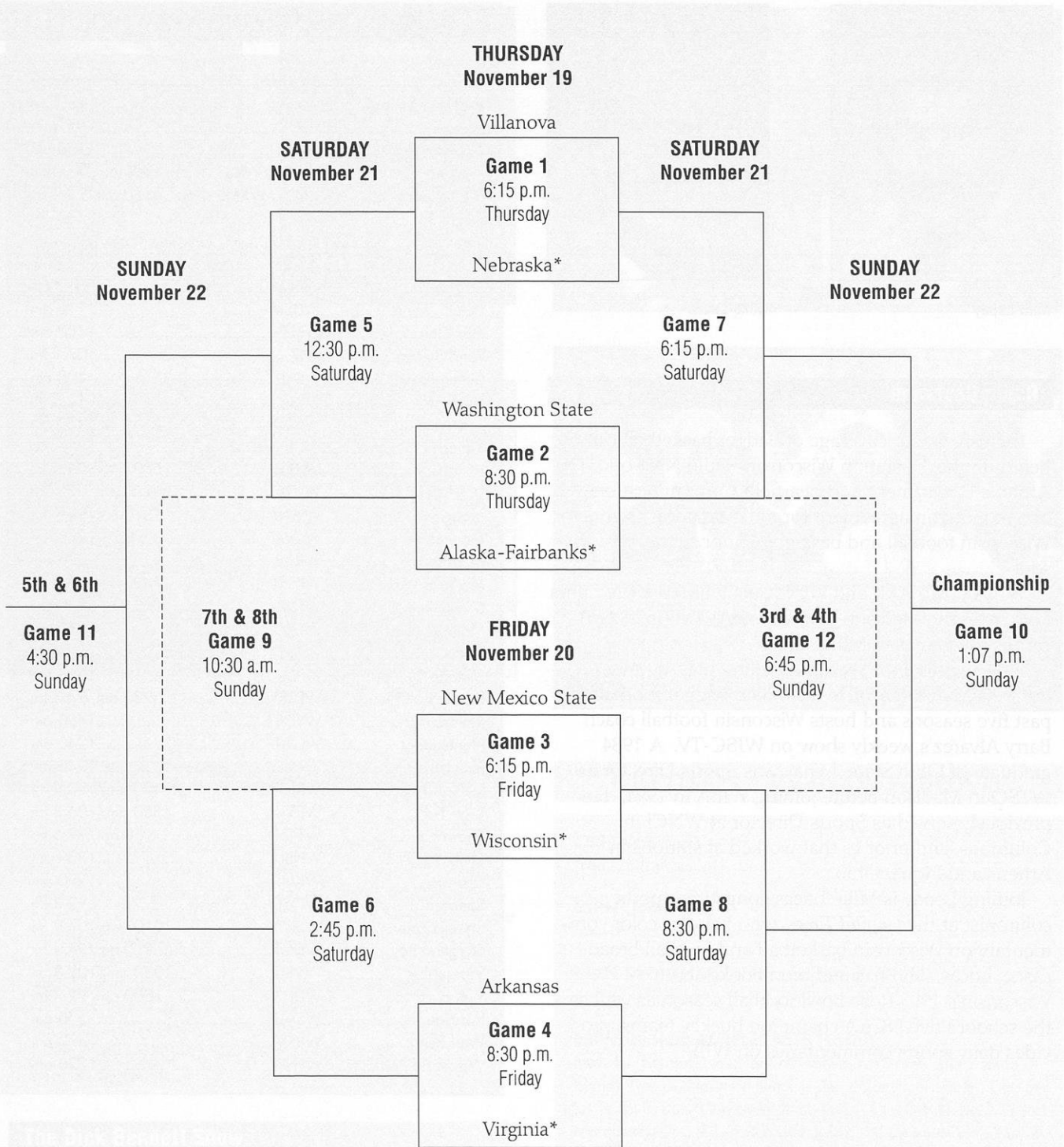
Entering his 11th season handling play-by-play duties is Matt Lepay. He has called Badger football the past five seasons and hosts Wisconsin football coach Barry Alvarez's weekly show on WISC-TV. A 1984 graduate of Ohio State, Lepay was Sports Director at WTSO in Madison before joining WIBA in 1994. He previously served as Sports Director at WNCI in Columbus, and prior to that worked at stations in Athens and Piqua, Ohio.

Joining Lepay is Mike Lucas, long-time sports columnist at the *Capital Times*, who handles color commentary on Wisconsin basketball and football broadcasts. Lucas, who has authored books about Wisconsin's 1993 Rose Bowl football season as well as the school's five NCAA champion hockey teams, provides daily sports commentaries on WIBA.

WISCONSIN RADIO NETWORK

City	Station	Frequency
Amery	WXCE	1260 am
Antigo	WRLO	105.3 fm
Appleton	WHBY	1150 am
Ashland	WATW/WBSZ	1400 am/93.3 fm
Beaver Dam	WBEV/WXRO	1430 am/95.3 fm
Beloit	WBEL	1380 am
Berlin	WISS	1090 am/102.3 fm
Black River Falls	WWIS	1260 am/99.7 fm
Dodgeville	WDMP	810 am
Duluth, Minn.	WDSM	710 am
Eau Claire	WBIZ	1400 am
Fond du Lac	KFIZ	107.1 fm
Green Bay	WDUZ	1400 am
Hayward	WRLS	92.3 fm
Janesville	WCLO	1230 am
Kenosha	WLIP	1050 am
La Crosse	WKBH	1570 am/105.5 fm
Lancaster	WLGR	1280 am/97.7 fm
Madison	WIBA/WOLX	1310 am/94.9 fm
Manitowoc	WOMT	1240 am
Mauston	WRJC	1270 am
Medford	WIGM	1490 am/99.3 fm
Milwaukee	WTMJ	620 am
Monroe	WEKZ	1260 am
Platteville	WTOQ	1590 am
Portage	WPDR	1350 am
Prairie du Chien	WPRE	980 am/94.3 fm
Reedsburg	WRDB	1400 am
Rhineland	WOBT	1240 am
Rice Lake	WJMC	1240 am
Richland Center	WRCO	1450 am/100.9 fm
River Falls	WEVR	1550 am/106.3 fm
Shawano	WTCH	960 am/99.3 fm
Sheboygan	WHBL	1330 am
Sparta	WKUJ	1290 am
Spencer	WOSQ	92.3 fm
Stevens Point	WSPO	1010 am/104.9 fm
Sturgeon Bay	WDOR	910 am/93.9 fm
Viroqua	WVRQ	1360 am/102.3 fm
Waupaca	WDUX	800 am/92.7 fm
Wausau	WSAU	550 am
West Bend	WBKV	1470 am
Wisconsin Rapids	WFHR	1320 am

Top of the World Classic

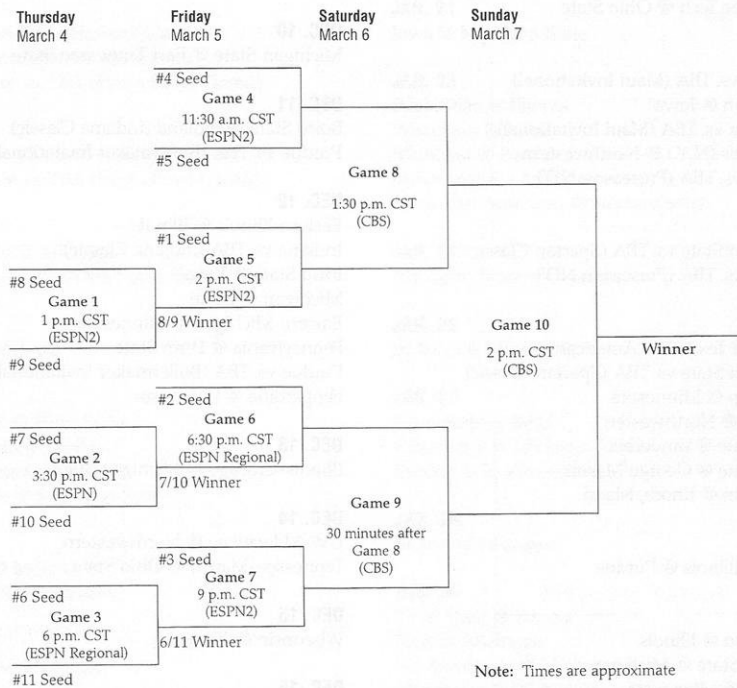


TOURNAMENT SCHEDULE

The Top of the World Classic is a nationwide network. Hosted by WISN-TV's Jeff Larson, the tournament features live in-depth interviews, highlights and more. * Denotes home team

Postseason Tournaments

1999 Big Ten Tournament (United Center, Chicago, Ill.)



1999 NCAA Tournament



'98-99 Big Ten Schedule

NOV. 7

Indiana vs. Seton Hall (NABC Classic)

NOV. 8

Indiana vs. S. Carolina (NABC Classic)

NOV. 10

Illinois vs. Wake Forest (Coaches vs. Cancer Classic)

NOV. 11

Illinois vs. TBA (Coaches vs. Cancer Classic)

NOV. 13

Michigan @ Florida International
NE Louisiana @ Michigan State
Oakland @ Ohio State
UNC-Asheville @ Purdue

NOV. 14

Indiana State @ Indiana
Loyola (Chicago) @ Wisconsin

NOV. 15

Iowa vs. Western Illinois
Alabama @ Ohio State

NOV. 16

Ball State @ Michigan
VMI @ Penn State
Purdue vs. Illinois-Chicago (Preseason NIT)
UW-Milwaukee @ Wisconsin

NOV. 17

George Washington @ Illinois
Michigan State @ Oakland
Maine @ Northwestern

NOV. 18

Alabama-Birmingham @ Indiana
Robert Morris @ Ohio State
Purdue vs. TBA (Preseason NIT)

NOV. 19

Northern Iowa @ Iowa
Detroit-Mercy @ Michigan

NOV. 20

Penn State @ Ohio State
St. Louis @ Illinois
Michigan State @ Temple
Wisconsin vs. New Mexico St. (Top of the World Classic)

NOV. 21

Appalachian State @ Minnesota
Oakland @ Northwestern
Wisconsin vs. TBA (Top of the World Classic)

NOV. 22

Army @ Ohio State
Lafayette @ Purdue
Wisconsin vs. TBA (Top of the World Classic)

NOV. 23

Tennessee-Martin @ Illinois
Indiana vs. Kansas State (Maui Invitational)
Michigan vs. Clemson (Maui Invitational)
Lehigh @ Penn State

NOV. 24

Indiana vs. TBA (Maui Invitational)
Michigan vs. TBA (Maui Invitational)
Seton Hall @ Minnesota
Tennessee Tech @ Ohio State

NOV. 25

Indiana vs. TBA (Maui Invitational)
Creighton @ Iowa
Michigan vs. TBA (Maui Invitational)
St. Francis (N.Y.) @ Northwestern
Purdue vs. TBA (Preseason NIT)

NOV. 27

Michigan State vs. TBA (Spartan Classic)
Purdue vs. TBA (Preseason NIT)

NOV. 28

Illinois @ Texas-Pan American
Michigan State vs. TBA (Spartan Classic)
Winthrop @ Minnesota
Furman @ Northwestern
Ohio State @ Vanderbilt
Penn State @ George Mason
Wisconsin @ Rhode Island

NOV. 29

Eastern Illinois @ Purdue

NOV. 30

Valparaiso @ Illinois
Towson State @ Michigan
Oregon @ Minnesota

DEC. 1

Indiana @ Notre Dame
Iowa @ Drake
Temple @ Penn State

DEC. 2

Bradley @ Michigan
Michigan State vs. Duke (United Center)
Northern Illinois @ Wisconsin

DEC. 4

Iowa vs. TBA (Hawkeye Invitational)
Minnesota @ Fresno State

DEC. 5

Illinois vs. Bradley (Chicago)
Temple @ Indiana
Iowa vs. TBA (Hawkeye Invitational)
Michigan State @ Connecticut
Dayton @ Northwestern
Ohio State @ Toledo
Villanova @ Penn State
Purdue @ Xavier
Wisconsin @ Illinois State

DEC. 6

Michigan vs. W. Michigan (Grand Rapids, Mich.)

DEC. 8

Indiana vs. Kentucky (Louisville)
Iowa @ Kansas
Illinois State @ Purdue

DEC. 9

Michigan @ Eastern Michigan
Penn State @ Bradley
Wisconsin @ Temple

DEC. 10

Michigan State @ East Tennessee State

DEC. 11

Boise State @ Indiana (Indiana Classic)
Purdue vs. TBA (Boilermaker Invitational)

DEC. 12

Eastern Illinois @ Illinois
Indiana vs. TBA (Indiana Classic)
Iowa State @ Iowa
Michigan @ Duke
Eastern Michigan @ Minnesota
Pennsylvania @ Penn State
Purdue vs. TBA (Boilermaker Invitational)
Pepperdine @ Wisconsin

DEC. 13

Illinois-Chicago @ Michigan State

DEC. 14

UW-Milwaukee @ Northwestern
Tennessee-Martin @ Ohio State

DEC. 15

Wisconsin @ Texas

DEC. 16

Cincinnati @ Minnesota

DEC. 17

Florida Atlantic @ Ohio State

DEC. 19

Illinois vs. Kansas (Kansas City)
Missouri @ Iowa
Minnesota @ Nebraska
Northwestern @ Seton Hall
Purdue vs. Butler (Indianapolis)

DEC. 20

San Francisco @ Indiana

DEC. 21

Hampton @ Michigan
Michigan St. vs. Pepperdine (Pearl Harbor Classic)
Ohio State vs. TBA (Puerto Rico Holiday Classic)
Bucknell @ Penn State

DEC. 22

Illinois vs. Missouri (St. Louis)
Michigan State vs. TBA (Pearl Harbor Classic)
Montana State @ Minnesota
Ohio State vs. TBA (Puerto Rico Holiday Classic)
Purdue vs. South Carolina (Meadowlands)

DEC. 23

Coppin State @ Iowa
Michigan State vs. TBA (Pearl Harbor Classic)
Boston College @ Northwestern
Ohio State vs. TBA (Puerto Rico Holiday Classic)
Wisconsin @ Marquette

'98-99 Big Ten Schedule, cont.

DEC. 27

Indiana vs. Drake (Hoosier Classic)
Michigan @ Florida
Long Beach State @ Northwestern
Ohio State @ Miami (Fla.)
Purdue @ Providence
Fresno State @ Wisconsin

DEC. 28

Indiana vs. TBA (Hoosier Classic)
Sacramento State @ Minnesota
Penn State vs. TBA (Fiesta Bowl Classic)

DEC. 29

Illinois vs. Clemson (Greensboro, N.C.)
Penn State vs. TBA (Fiesta Bowl Classic)

DEC. 30

Wisconsin @ Michigan
UNC-Asheville @ Michigan State

DEC. 31

Indiana @ Iowa

JAN. 2

Michigan @ Penn State
Minnesota @ Purdue
Ohio State @ Wisconsin
Louisville @ Michigan State

JAN. 3

Illinois @ Indiana
Iowa @ Northwestern

JAN. 5

Indiana @ Michigan

JAN. 6

Michigan State @ Wisconsin
Purdue @ Penn State
Northwestern @ Minnesota

JAN. 7

Illinois @ Iowa

JAN. 9

Northwestern @ Illinois
Indiana @ Ohio State
Michigan @ Michigan State
Penn State @ Minnesota

JAN. 10

Purdue @ Wisconsin

JAN. 12

Iowa @ Ohio State

JAN. 13

Northwestern @ Indiana
Minnesota @ Michigan State
Wisconsin @ Penn State
Illinois @ Purdue

JAN. 16

Michigan State @ Illinois
Indiana @ Purdue
Iowa @ Minnesota
Ohio State @ Michigan
Wisconsin @ Northwestern

JAN. 19

Purdue @ Ohio State

JAN. 20

Illinois @ Wisconsin
Michigan @ Minnesota
Penn State @ Northwestern

JAN. 21

Iowa @ Michigan State

JAN. 23

Penn State @ Illinois
Wisconsin @ Iowa
Michigan @ Purdue
Minnesota @ Ohio State
Texas-Pan American @ Northwestern

JAN. 24

Michigan State @ Indiana

JAN. 26

Indiana @ Minnesota

JAN. 27

Penn State @ Iowa
Ohio State @ Michigan State
Purdue @ Northwestern

JAN. 28

Illinois @ Michigan

JAN. 30

Ohio State @ Illinois
Iowa @ Michigan
Northwestern @ Michigan State
Minnesota @ Wisconsin

JAN. 31

Indiana @ Penn State

FEB. 2

Michigan State @ Penn State

FEB. 3

Wisconsin @ Indiana
Illinois @ Minnesota

FEB. 4

Iowa @ Purdue
Michigan @ Northwestern

FEB. 6

Wisconsin @ Illinois
Michigan State @ Iowa
Ohio State @ Purdue
Northwestern @ Penn State

FEB. 7

Minnesota @ Michigan

FEB. 9

Michigan @ Ohio State
Purdue @ Indiana

FEB. 10

Minnesota @ Iowa
Northwestern @ Wisconsin

FEB. 11

Illinois @ Michigan State

FEB. 13

Purdue @ Illinois
Indiana @ Northwestern
Ohio State @ Iowa
Michigan State @ Minnesota
Penn State @ Wisconsin

FEB. 16

Purdue @ Michigan State

FEB. 17

Illinois @ Northwestern
Ohio State @ Indiana
Minnesota @ Penn State

FEB. 18

Michigan State @ Michigan

FEB. 20

Penn State @ Purdue
Northwestern @ Ohio State
Wisconsin @ Michigan State

FEB. 21

Michigan @ Indiana
Iowa @ Illinois

FEB. 23, FEB. 24 OR FEB. 25

Indiana @ Illinois
Northwestern @ Iowa
Penn State @ Michigan
Purdue @ Minnesota

FEB. 24

Wisconsin @ Ohio State

FEB. 27

Minnesota @ Northwestern
Ohio State @ Penn State

FEB. 27 OR FEB. 28

Iowa @ Indiana
Michigan @ Wisconsin
Michigan State @ Purdue

BIG TEN TOURNAMENT

United Center, Chicago, Ill.

MARCH 4

Game 1 — #8 vs. #9, 1 p.m.
Game 2 — #7 vs. #10, 3:30 p.m.
Game 3 — #6 vs. #11, 6 p.m.

MARCH 5

Game 4 — #4 vs. #5, 11:30 a.m.
Game 5 — Game 1 winner vs. #1, 2 p.m.
Game 6 — Game 2 winner vs. #2, 6:30 p.m.
Game 7 — Game 3 winner vs. #3, 9 p.m.

MARCH 6

Game 8 — Semifinal, 1:30 p.m.
Game 9 — Semifinal, 30 minutes following the conclusion of first semifinal

MARCH 7

Game 10 — Final, 2 p.m.

Rules Evolution

(Year indicates the season rule went into effect; 1921 is 1920-21 season)

1891 — The 13 original rules of basketball are written down by Dr. James Naismith in December, 1891, in Springfield, Mass.

1895 — The free throw line is moved from 20 to 15 feet.

1896 — A field goal changes from three to two points, and free throws from three to one point.

1909 — A dribbler is permitted to shoot. The dribble is defined as the "continuous passage of the ball," making the double dribble illegal. Also, a second referee is added for games in an effort to curb the rough play.

1911 — No coaching is allowed during the progress of the game by anybody connected with either team.

1914 — The bottom of the net is left open.

1921 — A player can re-enter the game once. Before this rule, if a player left the game, he could not re-enter the rest of the game.

1924 — The player fouled must shoot his own free throws. Before this rule, one person usually shot all his team's free throws.

1929 — The charging foul by the dribbler is introduced.

1931 — A "held ball" may be called when a closely guarded player is withholding the ball from play for five seconds. The result will be a jump ball.

1933 — The 10-second center line is introduced to cut down on stalling ... no player can stand in the free throw lane with the ball more than three seconds.

1934 — A player may re-enter the game twice.

1936 — No offensive player can remain in the free throw lane, with or without the ball, for more than three seconds ... after a made free throw, the team scored upon shall put the ball in play at the end of the court where the goal had been scored.

1938 — The center jump after every goal scored is eliminated.

1940 — Teams have the choice of whether to take a free throw or take the ball out-of-bounds at midcourt. If two or more free throws are awarded, this option applies to the last throw.

1943 — Any player who is eligible to start an overtime period will be allowed an extra personal foul, upping the total so disqualification is on the fifth foul.

1945 — Defensive goaltending is banned ... five personal fouls now disqualifies a player. An extra foul is not permitted in overtime games ... unlimited substitution is introduced ... it becomes a violation for an offensive player to remain in the free throw lane for more than three seconds.

1947 — Transparent backboards are authorized.

1949 — Coaches are allowed to speak to players during a timeout.

1952 — Games are to be played in four 10-minute quarters. Before this, games were played in two 20-minute halves.

1953 — Teams can no longer waive free throws in favor of taking the ball out-of-bounds ... the one-and-one free-throw rule is introduced, although the bonus is used only if the first shot missed. The rule will be in effect the entire game except the last three minutes, when every foul is two shots.

1955 — The one-and-one free throw is changed so that the bonus shot is given only if first shot is made ... games are changed back to being played in two 20-minute halves.

1956 — The two-shot penalty in the last three minutes of the game is eliminated. The one-and-one is now in effect the entire game.

1957 — The free throw lane is increased from six feet to 12 feet ... grasping the basket is now classed as a technical foul under unsportsmanlike tactics.

1958 — Offensive goaltending is now banned, as an addition to the original 1945 rule ... a ball that passes over the backboard, either front-to-back or back-to-front, is now considered out of bounds ... on uniforms, the use of single digit numbers one and two and any digit greater than five is prohibited.

1965 — Coaches must remain seated on the bench except while the clock is stopped or to direct or encourage players on the court. This rule is to help keep coaches from inciting undesirable crowd reactions toward the officials.

1968 — The dunk is made illegal during the game and pregame warm-up.

1973 — The free throw on the first six common fouls each half by a team is eliminated ... freshmen become eligible to play varsity basketball under the bylaws of the NCAA.

1977 — The dunk is made legal again.

1982 — The jump ball is used only at the beginning of the game and the start of each overtime. An alternating arrow will indicate possession in jump-ball situations during the game.

1983 — When the closely guarded five-second count is reached, it is no longer a jump-ball situation. It is a violation, and the ball is awarded to the defensive team out of bounds.

1985 — The coaching box is introduced, whereby a coach and all bench personnel must remain in the 28-foot-long coaching box unless seeking information from the scorer's table.

1986 — The 45-second clock is introduced ... if a shooter is fouled intentionally and the shot missed, the penalty will be two shots and possession of the ball out of bounds to the team that was fouled ... the head coach may stand throughout the game, while all other bench personnel must remain seated.

1987 — The three-point field goal is introduced and set at 19 feet-9 inches from the center of the basket.

1988 — Each intentional personal foul carries a two-shot penalty plus possession of the ball.

1991 — Three free throws are awarded when a shooter is fouled during an unsuccessful three-point try.

1992 — The shot clock is reset when the ball strikes the basket ring, not when a shot leaves the shooter's hands as it had been ever since the rule was introduced in 1986.



1994 — The shot clock is reduced to 35 seconds from 45 ... the game clock will be stopped after successful field goals in the last minute of the game and the last minute of any overtime period with no substitution allowed ... the five-second dribbling violation when closely guarded is eliminated.

1995 — Scoring is restricted to a tap-in when three-tenths (.3) of a second or less remain on the game clock or shot clock.

1996 — Teams are allowed one 20-second timeout per half. This was an experimental rule in the 1994-95 season.

1997 — In games not involving commercial electronic media, teams are entitled to four full-length timeouts and two 20-second timeouts per game. In games involving commercial electronic media, teams are entitled to two full-length timeouts and three 20-second timeouts per game.

1999 — In a held ball situation initiated by the defense, the ball shall be awarded to the defensive team. Previously, possession was awarded by the direction of the possession arrow.



THE 1998-99 BADGERS



THE 1998-99 BADGERS

IN THIS SECTION

- 33-35 Season Preview
 - 36 By the Numbers
 - 37-38 Rosters
 - 39 Squad Analysis
 - 40-60 Player Bios
 - 61-68 Game-by-Game Statistics
- 

1998-99 Preview

The focus of the Wisconsin basketball program, as it heads into the fourth year of the Dick Bennett era, is twofold: learn from a 1997-98 campaign in which it went 12-19 and work toward applying those lessons as motivation for improvement in 1998-99. Given the circumstances under which the Badgers will enter the '98-99 season, that goal would appear to be attainable.

To begin with, the Badgers have committed themselves to bouncing back from a season that left them seven games under the .500-mark overall and in a tie for ninth place in the Big Ten with a 3-13 mark. Second, Bennett's best teams have always had strong guard play and the Badgers are equipped with a backcourt that features good ball-handling, defense, scoring ability and experience. Lastly, Bennett is finally working with a roster he can call his own. Every player in the program now was either brought in by Bennett's staff or, if not, has played at least three years for him.

"I feel a lot more comfortable with the personnel we have and with our philosophy than I have in any of my previous three years here," Bennett said. "These young men have gone through a lot. They lost but kept battling last year. They have stayed together and continued working and they have now bought in to what we are doing. I expect far fewer surprises and a much more cohesive unit."

The Badgers maintained their trademark tough defense last season, finishing 19th nationally and first in the Big Ten in scoring

defense (all games). Wisconsin was second in the conference (league games) in field goal percentage defense. The UW, however, struggled offensively. The losses of senior point guard Ty Calderwood (redshirted with knee injury) and junior forward Sam Okey (transferred) forced several first-year freshmen into prominent roles. Wisconsin played most opponents close — 17 of the UW's 19 losses were by an average of just eight points per game — but was unable to overcome its youth and inexperience, as well as a strength of schedule that ranked as high as 17th nationally.


"Probably the biggest benefit from that very difficult season (1997-98) is that it forced everyone to look at it and ask if we can be better than this and move on from this. Will this be a motivating factor or are we going to be all talk?" Bennett said.

Wisconsin's 14-man roster for 1998-99 will feature nine guards and five forwards among a group that includes nine letterwinners. There are four seniors (all guards), two juniors, four sophomores, two redshirt freshmen and two first-year freshmen in the program.

GUARDS

Depth and experience will be the hallmarks of the Badger backcourt in 1998-99. This group has within it the ability to score, defend and handle the ball and Wisconsin's success this season will be largely determined by its backcourt's performance.

"Our backcourt has to be a strength this year," Bennett said. "Last year we had an



Senior Sean Mason returns for his final season as one of the Big Ten's top scorers after averaging 15.5 points per game in 1997-98.


unproven player in Mike Kelley, who was a true freshman. We didn't know how Sean Mason would come back from his injuries. And Ty Calderwood wound up redshirting. All of them are back, along with Hennessy Auriantal and David Burkemper. If the backcourt is a strength, I think we can be successful."

All four senior guards have starting experience. Calderwood returns healthy for his final season after redshirting a year ago due to a knee injury. He led the Big Ten in steals (63) and


started 24 games as a junior point guard, while helping key the Badgers' drive to the '97 NCAA Tournament.

"Ty was one of our missing links last year," Bennett said. "He has worked very hard and is now 100 percent. He has improved his shot and will, no doubt, take over the ball-handling role. I look for him to elevate the play of the other players around him — he has that capacity."


The offensively gifted Mason returned last season after back-to-back ACL injuries to each knee. He



Sophomore Maurice Linton came on late last season and hit a game-winning jumper in the first round of the Big Ten Tournament.



Senior point guard Ty Calderwood returns to the Badger lineup in '98-99 after redshirting with a knee injury a year ago.



Mike Kelley set a Wisconsin freshman record for steals with 58 last season. He started 29 of 31 games.

started 26 of 31 games, led the Badgers and finished 12th in the Big Ten in scoring (15.5), was fifth in the league in free throw percentage (.815) and earned honorable mention all-conference acclaim.

"Sean will, perhaps, make the most noticeable improvement of anybody," Bennett said. "He played hurt and tired last season after two reconstructive surgeries, but he has gotten stronger since the end of last season and I look for him to have a very special senior year."

One of the Big Ten's top defenders, Auriantal has played in 89 games during his three-year career and is fifth on the school's all-time steals list with 114. Last season he was the UW's third-leading scorer (7.2) and led the Badgers with 64 assists.

"Should all go well and our depth is what I hope it can be, Hennssy can probably play shorter, more intense minutes and give us the lift defensively that he is capable of," Bennett said.

Burkemper, who walked on to the team in 1996, has played in 58 games (16 starts) and shown the ability to provide the Badgers a spark when needed. Wisconsin is 10-6 in games in which he has started.

"Dave will do whatever we ask him to do," Bennett says. "He could play not at all or a lot, depending on what is needed, and we know he'll be happy."

Calderwood's injury forced the hard-working Kelley into a starting role at point guard as a true freshman last season. The 6-foot-3 Kelley responded by starting 29 of 31 games and setting a UW freshman record for steals with 58, which ranked sixth in the Big Ten.

"Mike is such a flexible player that I think he can play almost across the board in the guard spots," Bennett said. "He is a tremendous defender and he has worked non-stop since the end of the season on his jump shot and finishing skills."

Junior Duany Duany showed signs of his offensive capabilities last season with a 20-point outing against Coppin State and will look to develop more strength in an effort to give the Badgers a lift on both ends of the floor. Junior transfer Jon Bryant came to Wisconsin from St. Cloud State and, after sitting out last year, will give the Badgers a boost as a solid shooter.

Redshirt freshman John Moriarity will continue his strength development and work on his aggressiveness in what will be his first season of compe-

tion. Freshman Travon Davis comes to the Badgers with the reputation as a good penetrator with strength and explosiveness.

FORWARDS

The Badgers will have a young group of forwards — three sophomores, a redshirt freshman and a true freshman — but the unit as a whole does bring some experience and physical maturity to the table.

"In looking at our frontcourt, people might ask whether we are big enough, deep enough or experienced enough," Bennett said. "Barring injuries, I think the answer to all three questions is 'yes.' We have no first-year freshmen and two of the sophomores saw a lot of playing time last season. Charlie Wills and Maurice Sessoms are both actually in their second year of college, at least age-wise and physically. All of our forwards are in the 6-8 to 6-9 range and I believe that's big enough. And I think the experience in our backcourt will take some of the pressure off the forwards."

Sophomores Andy Kowske, Mark Vershaw and Maurice Linton are the most experienced in the group.

Kowske played in all 31 games and

started 13 times, including nine of the last 10 games of the season. He averaged 5.1 points and 3.9 rebounds and tied for the team lead with 18 blocked shots.

"Andy played heavy minutes as a starter last season and was a pleasant surprise," Bennett said. "He is a relentless player who has worked hard on his shot in the off-season. I expect he will improve. He will be counted on heavily."

Vershaw displayed good all-around skills while appearing in all 31 games, including four starting nods. He averaged 5.3 points, 2.7 rebounds and was third on the team with 52 assists. He was the only forward on the team with more assists than turnovers.

"Mark's improvement will be heavily influenced by his upper-body strength development and his continued aggressiveness," Bennett says. "He is easily one of the most skilled big players I have ever coached and, if he can beat the clock on his strength work, he could have a very fine sophomore year."

A late-season surge helped Linton earn a starting role in the final three games of the year and he made the most of that opportunity. He regis-

tered career highs of 15 points and seven rebounds at Michigan and hit the game-winning jumper with three seconds left to play against Penn State in the first round of the Big Ten Tournament.

"Maurice holds some of the biggest keys for us," Bennett says. "He came on strong at the end of the year. Maurice has worked on his strength and perimeter game and is an instinctively sound player. His development is linked heavily to his strength and improved outside shooting."

Wills, a 6-8, 230-pounder who red-shirted last season and retains four years of eligibility, gives the Badgers flexibility on the baseline. He has solid all-around skills and should wind up with significant playing time. The 6-foot-8 Sessoms brings an extra year of maturity after playing last season at the Berkshire School, a prep school in Massachusetts. He has the skills and flexibility to shoot the ball from the inside or outside.

THE SCHEDULE

Wisconsin's 1998-99 schedule again features a challenging non-conference slate that will serve to prepare the Badgers for the rigors of the always-

tough, 16-game Big Ten docket.


"It's a good schedule designed to test us, as last year's did," Bennett said. "I think we've improved in the timing of games and the caliber of the schedule is every bit as good as it was last year. We've added some new opponents and the tournament in Alaska promises to be a terrific one. I believe the schedule will prepare us for the Big Ten."

Among the highlights on the Badgers' non-conference schedule are a trip to the Top of the World Classic in Fairbanks, Alaska (UW opens with New Mexico State and plays Arkansas or Virginia in the next round), as well as games at Texas, Temple, Rhode Island, Marquette and Illinois State.


Five of the UW's non-league opponents (and two more possible Top of the World Classic opponents) participated in the NIT or NCAA Tournament last season.

Wisconsin will then embark upon the typically challenging conference schedule. The Badgers will play Iowa, Minnesota, Indiana and Purdue just once each this season.


The second Big Ten Tournament will be held March 4-7 at the United Center in Chicago.



Sophomore forward Mark Vershaw scored a career-high 18 points against Temple last season.



Sophomore forward Andy Kowske tied for the team lead with 18 blocked shots and saw action in all 31 games last season.



Senior guard Hennssy Auriantal, who has played in 89 career games, ranks fifth on Wisconsin's career steals list with 114.

Badgers by the Numbers

3.05

The Badgers registered a team grade-point average of 3.05 for the 1998 Spring semester. It was the team's highest GPA since 1981.

4

Wisconsin's senior class this season features a quartet of guards — Ty Calderwood, Sean Mason, Hennssy Auriantal and David Burkemper.

5

Wisconsin has had five first-round NBA draft choices in school history, including Don Rehfeldt (1950), Al Henry (1970), Wes Matthews (1980), Michael Finley (1995) and Paul Grant (1997).

6th

Wisconsin's highest-ever ranking in the Associated Press poll. It occurred on Dec. 5, 1962.

8

Uniform number worn by former Badger Ab Nicholas who donated \$10 million toward the construction of the Kohl Center and for whom the Nicholas-Johnson (Nicholas' wife is Nancy Johnson) Pavilion is named. Images of Nicholas are engraved into the outer wall of the practice facility that bears his name.

9

Wisconsin has defeated nine A.P. top-25 opponents during Dick Bennett's three-year tenure as head coach. The highest-ranked opponent a Bennett-coached Wisconsin squad has beaten was No. 2 Minnesota on March 8, 1997.

9.8

The average point differential in the Badgers' 19 losses last season. Wisconsin dropped seven games by six points or less in '97-98. The point differential was 10 points or less with 5:00 left to play in 24 of the Badgers' 31 games last year.

10

The number of postseason tournaments in which Dick Bennett has coached, including four NAAs, three NITs and three NAIAs.

11

Badgers who've worn uniform No. 11 include current senior Sean Mason, UW career assist and steals leader Tracy Webster, 1980 NBA first-round draft choice Wes Matthews, and former forward and 1,000-point scorer Chuck Nagle.

12

The number of times an opponent has shot better than 50 percent from the field against Wisconsin in Dick Bennett's three seasons (91 games) as head coach.

14

The Badgers have won 14 Big Ten titles (most recent in 1947).

15

The Badgers have held their opponent to fewer than 50 points in a game 15 times in the Bennett era.

21-6

Wisconsin's record in the Bennett era in games in which it attempts 12-or-fewer three-point field goals.

22

The Badgers trailed by 22 points before staging the largest comeback in school history, an 82-81 overtime win over Ohio State at the UW Field House on Jan. 5, 1976.

23

The Badgers have held their opponents scoreless for at least five minutes 23 times in Dick Bennett's three seasons. The lengthiest of those dry spells was 11:03 by Illinois in the second half of a 62-45 Wisconsin win on Feb. 12, 1997.

30

By playing in 30 games this season, senior guard Hennssy Auriantal would become Wisconsin's career leader in games played with 119. The record of 118 is shared by three players.

36-5

Wisconsin's record in the Bennett era in games in which it outshoots its opponent from the field.

47

Dick Bennett's 47 wins in his first three seasons at Wisconsin are more than any other Badger coach during a similar time period.

235

The number of steals registered by guards Ty Calderwood (63 in one year), Hennssy Auriantal (114 in three years) and Mike Kelley (58 in one year) in the trio's combined five years of action.

245

The number of points senior guard Sean Mason needs to become Wisconsin's 25th 1,000-point scorer. Mason, an honorable mention all-Big Ten choice a year ago, registered 480 points (15.5 average) to lead the Badgers in scoring last season.

.704

Wisconsin shot .704 from the free throw line last season to become the first Badger squad to connect on better than 70 percent of its free throws since 1985-86.

1941

The year Wisconsin won its only NCAA basketball title.

17,142

Capacity for basketball at the Kohl Center. The Badgers drew their largest home crowd last season (16,697) in the Kohl Center opener against Northwestern on Jan. 17, 1998.

1998-99 Rosters

Alphabetical

No.	Name	Pos.	Ht.	Wt.	Cl./El.	Hometown (High School/Last School)
5	Hennssy Auriantal***	G	6-1	185	Sr./Sr.	Montreal, Quebec (Dawson College)
10	Jon Bryant	G	6-2	186	Sr./Jr.	Plymouth, MN (Armstrong/St. Cloud State)
25	David Burkemper***	G	6-1	198	Sr./Sr.	Hubertus, WI (Marquette High)
12	Ty Calderwood*	G	6-0	178	Sr./Sr.	Joliet, IL (Joliet Township/Palm Beach CC)
4	Travon Davis	G	5-10	185	Fr./Fr.	Summit, IL (Nazareth Academy)
3	Duany Duany**	F/G	6-5	185	Sr./Jr.	Bloomington, IN (North)
22	Mike Kelley*	G	6-3	190	So./So.	Milwaukee, WI (Pius XI)
15	Andy Kowske*	F	6-8	225	So./So.	Brookfield, WI (Whitefish Bay Dominican)
30	Maurice Linton*	F	6-7	220	So./So.	Calumet City, IL (Thornwood)
11	Sean Mason***	G	6-2	182	Sr./Sr.	Country Club Hills, IL (Rich Central)
14	John Moriarity	G	6-5	185	So./Fr.	Oostburg, WI (HS)
34	Maurice Sessoms	F	6-8	235	Fr./Fr.	Teaneck, NJ (HS/Berkshire School)
21	Robert Smith	F	6-8	215	Jr./Jr.	Madison, WI (LaFollette/UW-Whitewater)
50	Mark Vershaw*	F	6-9	240	So./So.	East Peoria, IL (HS)
40	Charlie Wills	F	6-8	235	So./Fr.	Angola, IN (HS)

Numerical

No.	Name	Pos.	Ht.	Wt.	Cl./El.	Hometown (High School/Last School)
3	Duany Duany**	F/G	6-5	185	Sr./Jr.	Bloomington, IN (North)
4	Travon Davis	G	5-10	185	Fr./Fr.	Summit, IL (Nazareth Academy)
5	Hennssy Auriantal***	G	6-1	185	Sr./Sr.	Montreal, Quebec (Dawson College)
10	Jon Bryant	G	6-2	186	Sr./Jr.	Plymouth, MN (Armstrong/St. Cloud State)
11	Sean Mason***	G	6-2	182	Sr./Sr.	Country Club Hills, IL (Rich Central)
12	Ty Calderwood*	G	6-0	178	Sr./Sr.	Joliet, IL (Joliet Township/Palm Beach CC)
14	John Moriarity	G	6-5	185	So./Fr.	Oostburg, WI (HS)
15	Andy Kowske*	F	6-8	225	So./So.	Brookfield, WI (Whitefish Bay Dominican)
21	Robert Smith	F	6-8	215	Jr./Jr.	Madison, WI (LaFollette/UW-Whitewater)
22	Mike Kelley*	G	6-3	190	So./So.	Milwaukee, WI (Pius XI)
25	David Burkemper***	G	6-1	198	Sr./Sr.	Hubertus, WI (Marquette High)
30	Maurice Linton*	F	6-7	220	So./So.	Calumet City, IL (Thornwood)
34	Maurice Sessoms	F	6-8	235	Fr./Fr.	Teaneck, NJ (HS/Berkshire School)
40	Charlie Wills	F	6-8	235	So./Fr.	Angola, IN (HS)
50	Mark Vershaw*	F	6-9	240	So./So.	East Peoria, IL (HS)


Basketball Staff

Head Coach: Dick Bennett
 Assistant Coaches: Brad Soderberg, Shawn Hood,
 Brian Hecker
 Student Assistant Coach: Mosezell Peterson
 Director of Basketball Operations: Paul Costanzo
 Athletic Trainer: Andy Winterstein
 Strength and Conditioning Coach: Scott Hettenbach

Pronunciation Guide


Hennssy Auriantal (HEN-see ori-EN-tal)
 Travon Davis (truh-VON)
 Duany Duany (DWAY-knee)
 Andy Kowske (KOW-skee)

TV/Radio Roster




3 Duany
Duany

F/G, Jr., 6-5, 185
Bloomington, IN




4 Travon
Davis

G, Fr., 5-10, 185
Summit, IL




5 Hennssy
Auriantal

G, Sr., 6-1, 185
Montreal, Quebec




10 Jon
Bryant

G, Jr., 6-2, 186
Plymouth, MN




11 Sean
Mason

G, Sr., 6-2, 182
Country Club Hills, IL




12 Ty
Calderwood

G, Sr., 6-0, 178
Joliet, IL




14 John
Moriarity

G, Fr., 6-5, 185
Oostburg, WI




15 Andy
Kowske

F, So., 6-8, 225
Brookfield, WI




21 Robert
Smith

F, Jr., 6-8, 215
Madison, WI




22 Mike
Kelley

G, So., 6-3, 190
Milwaukee, WI




25 David
Burkemper

G, Sr., 6-1, 198
Hubertus, WI




30 Maurice
Linton

F, So., 6-7, 220
Calumet City, IL




34 Maurice
Sessoms

F, Fr., 6-8, 235
Teaneck, NJ



40 Charlie
Wills

F, Fr., 6-8, 235
Angola, IN



50 Mark
Vershaw

F, So., 6-9, 240
East Peoria, IL

Squad Analysis

By Class

SENIORS (4)

Auriantal, Burkemper, Calderwood, Mason

JUNIORS (3)

Bryant, Duany, Smith

SOPHOMORES (4)

Kelley, Kowske, Linton, Vershaw

FRESHMEN (4)

Davis, *Moriarity, Sessoms, *Wills

**redshirt freshman*

By State/Country

ILLINOIS (5)

Calderwood, Davis, Linton, Mason, Vershaw

WISCONSIN (5)

Burkemper, Kelley, Kowske, Moriarity, Smith

INDIANA (2)

Duany, Wills

MINNESOTA (1)

Bryant

NEW JERSEY (1)

Sessoms

CANADA (1)

Auriantal

By Height

5-10: Davis

6-0: Calderwood

6-1: Auriantal, Burkemper

6-2: Bryant, Mason

6-3: Kelley

6-5: Duany, Moriarity

6-7: Linton

6-8: Kowske, Sessoms, Smith, Wills

6-9: Vershaw


By Position

GUARDS

Auriantal, Bryant, Burkemper, Calderwood, Davis, Duany, Kelley, Mason, Moriarity

FORWARDS

Kowske, Linton, Sessoms, Smith, Vershaw, Wills



Career Averages

Player	GP	Min.	Pts.	Reb.	Asst.
Auriantal	89	25.8	7.0	2.8	1.9
Burkemper	58	11.8	0.7	0.9	1.1
Calderwood	27	32.8	8.8	3.2	3.7
Duany	58	15.6	4.9	1.6	0.4
Kelley	31	28.0	4.2	2.0	1.8
Kowske	31	18.8	5.1	3.9	0.5
Linton	21	9.8	2.5	1.4	0.4
Mason	73	23.1	10.3	2.7	1.3
Vershaw	31	20.9	5.3	2.7	1.7

Birthdates

Player	Date	Site
Auriantal	7-6-75	Montreal, Que.
Bryant	9-9-76	Plymouth, Minn.
Burkemper	7-14-76	Milwaukee, Wis.
Calderwood	9-9-76	Palo Alto, Calif.
Davis	7-13-80	Hinsdale, Ill.
Duany	11-2-76	Juba, Sudan
Kelley	8-17-78	Milwaukee, Wis.
Kowske	9-18-78	Milwaukee, Wis.
Linton	4-21-79	Chicago, Ill.
Mason	1-31-75	Chicago, Ill.
Moriarity	11-26-78	Sheboygan, Wis.
Sessoms	12-28-78	New York City
Smith	6-30-78	Madison, Wis.
Vershaw	6-3-79	Peoria, Ill.
Wills	8-8-78	Angola, Ind.

Bennett	4-20-43	Pittsburgh, Pa.
Costanzo	3-15-60	Scranton, Pa.
Hecker	6-9-68	Milwaukee, Wis.
Hood	3-13-65	Boston, Mass.
Soderberg	5-10-62	Wausau, Wis.

HOW THE BADGERS WERE BUILT

Auriantal: Signed letter-of-intent in April of 1995

Bryant: Transferred to Wisconsin from St. Cloud (Minn.) State prior to 1997-98 season

Burkemper: Walked on in January of 1996

Calderwood: Transferred to Wisconsin from Palm Beach Community College prior to 1996-97 season

Davis: Signed letter-of-intent in November of 1997

Duany: Signed letter-of-intent in April of 1995

Kelley: Signed letter-of-intent in November of 1996

Kowske: Signed letter-of-intent in November of 1996

Linton: Signed letter-of-intent in November of 1996

Mason: Signed letter-of-intent in November of 1993 while Stu Jackson was head coach

Moriarity: Walked on in September of 1997

Sessoms: Signed letter-of-intent in April of 1998

Smith: Transferred to Wisconsin from UW-Whitewater prior to 1998-99 season


Vershaw: Signed letter-of-intent in November of 1996

Wills: Signed letter-of-intent in November of 1996

Hennssy Auriantal

Career

Has played in 89 games during his three-year Badger career, including 53 starts ... has missed only two games in his career (both due to ankle injury last season) ... could become UW's all-time games played leader by appearing in at least 30 contests this season ... on Wisconsin career lists he is fifth in steals, seventh in three-point field goal attempts, eighth in three-pointers made and tied for 10th in field goal percentage.



1997-98

Played 29 games, including 19 starts ... team's third-leading scorer (7.2) ... team-high 64 assists ... second on team in steals with 46 ... eighth in Big Ten in steals (all games) ... joined Tracy Webster as only players in UW history to record six steals in a game more than once (had six thefts vs. Illinois State and Toledo) ... his 12 points and 10 rebounds vs. UW-Milwaukee was first UW points-rebounds "double-double" for a guard under 6-foot-4 since 1984 ... career-high nine assists at Penn State ... career high-tying 19 points on 7-8 field goal shooting in win over Montana ... shot career-best .717 from free throw line ... UW's Scholar-Athlete and Free Throw Ladder Award winner.

Summer 1997

Played for silver medal-winning Canadian squad in 1997 World University Games in Italy ... only other Badger ever to play in World University Games was Michael Finley (U.S.) in 1993.

1996-97

Academic all-Big Ten choice ... one of four Badgers to play in all 28 games ... registered 13 starts, including NCAA Tournament contest vs. Texas ... team's leading three-point

shooter (.408) for second straight year ... third on team in assists (1.5) and steals (0.9) per game ... averaged 5.0 points and 2.7 rebounds ... recorded only 17 turnovers (19.6 minutes per game) in 18 league games ... season-high 14-point performances in wins over Ball State and Purdue ... tallied game-winning basket with 41 seconds left at Penn State ... career highs in assists (six) and rebounds (seven) at Marquette ... career high-tying five steals vs. UW-Milwaukee ... converted three-point play at Temple to tie game at 46-46 with 2:30 left (Badgers later won in overtime).

1995-96

Winner of Badger Award for exemplifying humility, passion, unity, servanthood and thankfulness, both on and off the court ... played in school record-tying 32 games, including 21 starts ... one of three Badgers (Sam Okey and Sean Daugherty were the others) to play in every game ... led team in steals with school freshman-record 43, which ranked in a tie for 10th place on Wisconsin's single-season list ... led team in three-point field goal shooting (.398) ... made 14 of 16 (.875) free throw attempts in last three minutes of games decided by 10 points or less and overtime ... career-high 19 points in first start at Providence ... career-high five steals vs. UW-Milwaukee ... brilliant defensive effort vs. Marquette frustrated Golden Eagles star Aaron

Senior***

Guard

6-1, 185

Montreal, Quebec

Dawson College

No. 5

Personal

Born July 6, 1975, in Montreal, Que. ... parents are Emilie Louissaint and Rodolphe Auriantal ... brother, Ralph, is an assistant coach for the basketball team at St. Francis College in Brooklyn Heights, N.Y. ... kinesiology major ... played for female coach (Olga Hrycac) in high school ... speaks French and Creole ... parents grew up in Haiti, moved to Montreal and lived in Haitian neighborhood where Hennssy was born ... Hennssy lived in Haiti as a child before moving back to Montreal at age six ... committed to UW when Stan Van Gundy was coach ... played in front of 50 friends and family members when Badgers played in Ottawa, Ont., in '96-97.

Career Highs

Min.: 41 vs. Toledo (12.9.97)
FG: 8 vs. Penn State (1.14.98)
FGA: 15, twice; MR at Ball State (12.13.97)
3-Pt. FG: 4 vs. Valparaiso (12.14.95)
3-Pt. FGA: 6, four times; MR vs. Ohio State (2.25.98)
FT: 9 vs. Ohio State (2.10.96)
FTA: 13 vs. Ohio State (2.10.96)
Reb.: 10 vs. UW-Milw. (2.18.98)
Asst.: 9 at Penn State (2.14.98)
Blocks: 1, five times; MR at Penn State (2.14.98)
Steals: 6, twice; MR vs. Toledo (12.9.97)
Pts.: 19, twice; MR vs. Montana (11.30.97)

Hutchins into a 3-for-17 field goal shooting performance ... 14 points and four steals in 19 minutes in upset win over No. 11 Iowa ... sent Jan. 24 Minnesota game into overtime with three-pointer with 37 seconds left in regulation ... hit game-winning jumper with seven seconds left at Illinois ... held Illini star Kiwane Garris to two points on 1-for-11 field goal shooting ... scored 18 points in win over Ohio State, including 12 of UW's last 15 points ... outstanding performance in NIT win over Manhattan (registered 15 points and four steals, while holding Jasper guard Tarik Thacker to two points and forcing him into six turnovers).

High School

Played at Dawson College, a Canadian prep school ... first-team all-Canada choice (includes players up to age 24) and first-team all-league selection as a senior ... first-team all-star in five tournaments in which he participated ... league's leading scorer with 26.7 points per game ... paced loop in assists per game (6.0) ... averaged five steals and three rebounds ... two-time team MVP at Dawson ... named Canadian Collegiate Athletic Association Student-Athlete of the Month for February of 1995, an honor that encompassed all high school and college players in Canada ... also played baseball.



Auriante's Career Statistics

Year	G-GS	MIN	FG-FGA	PCT	3P-3PA	PCT	FT-FTA	PCT	O-D	REB	AVG	PF-D	AT	TO	BK	ST	PTS	AVG
95-96	32-21	904-28.3	96-213	.451	35-88	.398	50-76	.658	19-57	76	2.4	71-1	67	77	1	43	277	8.7
96-97	28-13	631-22.5	49-121	.405	20-49	.408	23-40	.575	17-58	75	2.7	72-3	42	45	2	25	141	5.0
97-98	29-19	759-26.2	72-205	.351	27-87	.310	38-53	.717	14-85	99	3.4	72-0	64	55	2	46	209	7.2
Totals	89-53	2294-25.8	217-539	.403	82-224	.366	111-169	.657	50-200	250	2.8	215-4	173	177	5	114	627	7.0

Auriante's Big Ten Statistics

Year	G-GS	MIN	FG-FGA	PCT	3P-3PA	PCT	FT-FTA	PCT	O-D	REB	AVG	PF-D	AT	TO	BK	ST	PTS	AVG
95-96	18-14	562-31.2	46-122	.377	16-54	.296	36-51	.706	13-37	50	2.8	51-1	39	43	1	16	144	8.0
96-97	18-6	352-19.6	25-66	.379	8-23	.348	15-22	.682	9-26	35	1.9	46-2	23	17	1	7	73	4.1
97-98	16-10	389-24.3	32-104	.308	11-46	.239	10-14	.714	6-36	42	2.6	40-0	34	31	2	24	85	5.3
Totals	52-30	1303-25.1	103-292	.353	35-123	.285	61-87	.701	28-99	127	2.4	137-3	96	91	4	47	302	5.8

David Burkemper

Career


Has played in 58 games, including 16 starts ... team is 10-6 during his career when he starts ... career assist-to-turnover ratio of 1.64-to-1.

1997-98

Played in all 31 games, including six starts ... 2.05-to-1 assist-to-turnover ratio ranked sixth in Big Ten (all games) ... co-winner of UW's Red Team Award ... career highs in minutes (33), assists (six) and steals (three) in win over 18th-ranked Oklahoma ... five assists and no turnovers in 18 minutes vs. 24th-ranked Illinois State ... five assists at 10th-ranked Purdue.

1996-97

Played in 24 games, including starting nods in the last 10 contests ... averaged 21.2 minutes as a starter ... one of three Badgers with a positive assist-to-turnover ratio ... scored 16 points and grabbed 25 rebounds ... made seven of eight (.875) free throw attempts for the season ... career highs in points (six) and rebounds (four) in win at Northwestern ... in his first collegiate start, he hit two free throws with 9.2 seconds left to play that helped secure 58-53 win over 13th-ranked Michigan.



1995-96

Earned first letter ... joined Badgers as a walk-on in January ... played three minutes in three games.

High School

Two-year varsity basketball letterwinner, who averaged 7.2 points, 9.1 assists and 3.1 rebounds as a senior in 1993-94 ... team won state title with 25-1 record his senior season ... tabbed squad's Defensive MVP and broke school's all-time assist record ... averaged 2.1 points and 3.0 assists as a junior for squad that was 17-6.

Senior***

Guard

6-1, 198

Hubertus, Wis.

Marquette High


No. 25

Personal

Born July 14, 1976, in Milwaukee, Wis. ... parents are Mary Jo and Jim Burkemper ... political science major ... traveled an interesting and inspiring road to a spot on UW basketball roster ... after sleeping overnight in line to get Badger basketball tickets as a freshman, he tried out for the squad as a walk-on a year later but was cut ... midway through the '95-96 season, however, Bennett asked him back to help fill roster void created by injuries ... earned a scholarship for his junior year and wound up starting the Badgers' last 10 games, during which the team went 7-3.

Career Highs

Min.: 33 vs. Oklahoma (11.29.97)
FG: 2 at Michigan (2.28.98)
FGA: 4 vs. Illinois (2.12.97)
3-Pt. FG: 1, twice; MR vs. Toledo (12.9.97)
3-Pt. FGA: 2, three times; MR vs. Illinois (2.7.98)
FT: 4, twice; MR vs. Oklahoma (11.29.97)
FTA: 6 vs. Oklahoma (11.29.97)
Reb.: 4, twice; MR at Minnesota (1.27.98)
Asst.: 6 vs. Oklahoma (11.29.97)
Blocks: 1 vs. Illinois (2.7.98)
Steals: 3, twice; MR vs. Iowa (2.3.98)
Pts.: 6 at Northwestern (2.8.97)



Burkemper's Career Statistics

Year	G-GS	MIN	FG-FGA	PCT	3P-3PA	PCT	FT-FTA	PCT	O-D	REB	AVG	PF-D	AT	TO	BK	ST	PTS	AVG
95-96	3-0	3-1.0	0-0	.000	0-0	.000	0-0	.000	0-0	0	0.0	0-0	0	1	0	0	0	0.0
96-97	24-10	300-12.5	4-15	.267	1-7	.143	7-8	.875	0-25	25	1.0	33-1	25	19	0	5	16	0.7
97-98	31-6	384-12.4	3-18	.167	1-11	.091	15-23	.652	2-24	26	0.8	47-0	39	19	1	10	22	0.7
Totals	58-16	687-11.8	7-33	.212	2-18	.111	22-31	.710	2-49	51	0.9	80-1	64	39	1	15	38	0.7

Burkemper's Big Ten Statistics

Year	G-GS	MIN	FG-FGA	PCT	3P-3PA	PCT	FT-FTA	PCT	O-D	REB	AVG	PF-D	AT	TO	BK	ST	PTS	AVG
95-96	3-0	3-1.0	0-0	.000	0-0	.000	0-0	.000	0-0	0	0.0	0-0	0	1	0	0	0	0.0
96-97	16-9	239-14.9	2-11	.182	0-6	.000	6-6	1.000	0-22	22	1.4	27-1	20	14	0	5	10	0.6
97-98	16-3	193-12.1	2-13	.154	0-8	.000	5-7	.714	1-14	15	0.9	21-0	16	9	1	5	9	0.6
Totals	35-12	435-12.4	4-24	.167	0-14	.000	11-13	.846	1-36	37	1.1	48-1	36	24	1	10	19	0.5

Ty Calderwood

Career


Needs 36 steals to crack UW's career top 10 list.

1997-98

Chronic patellar tendinitis in his left knee forced him to sit out much of the season and resulted in his decision to redshirt.

1996-97

Key element for one of most successful teams in school history ... started at point guard in 24 of 27 games (missed Marquette game with knee injury) ... led team in minutes played (32.8) ... averaged 8.8 points, 3.2 rebounds and team-high 3.7 assists ... team-high 63 steals were third-highest single-season total in school history ... only the second Badger ever to lead the Big Ten in steals ... team's leading free throw shooter (.792) ... won team's Free Throw Ladder Award (goes to winner of team's season-long free throw shooting competition held during each practice) ... hit two free throws with 11.8 seconds left to play and then stole ball from Sam Jacobson on the ensuing possession to clinch upset win over No. 2 Minnesota ... registered career-best 19 points in that win over Golden Gophers ... connected on game-winning three-point field goal with seven seconds left against Iowa ... tallied 17 points in wins at Illinois (5-6 FGs with five assists) and vs. Purdue (four assists, three steals) ... made 14-18 free throws (makes and attempts both tied for fifth-most in UW history) in final 6:35 of win at St. Bonaventure ... six assists and no turnovers in 37 minutes in victory over Indiana ... recorded at least four steals in eight games.



Before Wisconsin

Averaged 12.9 points, 8.3 assists and 3.0 steals per game as a sophomore for Coach Pat Klingler at Palm Beach (FL) Community College where he helped guide team to a 28-6 record ... shot 48 percent from the field, including 44 percent from three-point range, and 75 percent from free throw line ... played freshman season for Klingler at Joliet (IL) Community College ... led team to 28-4 mark and league-best 9-1 slate ... second-team all-conference choice, he averaged 10.1 points, 10.8 assists and 2.6 steals.

High School

All-South Inter-Conference Association selection in 1993-94 ... averaged 14.8 points and helped squad to 30-0 record before it suffered its only loss of the season (to Carbondale High) in state Class AA quarter-finals ... named MVP of Pontiac (IL) Christmas Tournament.

Senior*

Guard

6-0, 178

Joliet, Ill.

Joliet Township/Palm Beach C.C.


No. 12

Personal

Born Sept. 9, 1976, in Palo Alto, Calif. ... parents are Mettine Ann Calderwood and Gregory Bates ... communication arts major with emphasis on radio, T.V. and film ... given name is Tyre (pronounced ty-REE) ... has a daughter named Tiara Briana Calderwood ... since his senior year in high school, teams he has played for have compiled a 104-21 (.832) record ... one of team's strongest back-court players, he and Sean Mason both bench press 260 pounds, highest among all Badger guards.

Career Highs

Min.: 43 at Temple (12.4.96)
 FG: 6, twice; MR vs. Minnesota (3.8.97)
 FGA: 15 vs. Minnesota (3.8.97)
 3-Pt. FG: 3, six times; MR vs. Texas (3.14.97)
 3-Pt. FGA: 8, three times; MR vs. Minnesota (3.8.97)
 FT: 14 at St. Bonaventure (12.14.96)
 FTA: 18 at St. Bonaventure (12.14.96)
 Reb.: 7 vs. Texas (3.14.97)
 Asst.: 8 vs. UW-Milwaukee (12.10.96)
 Blocks: 2 vs. Iowa (2.26.97)
 Steals: 5, twice; MR vs. Northwestern (1.29.97)
 Pts.: 19 vs. Minnesota (3.8.97)



Calderwood's Career Statistics

Year	G-GS	MIN	FG-FGA	PCT	3P-3PA	PCT	FT-FTA	PCT	O-D	REB	AVG	PF-D	AT	TO	BK	ST	PTS	AVG
96-97	27-24	886-32.8	71-202	.351	39-117	.333	57-72	.792	19-68	87	3.2	71-1	101	68	5	63	238	8.8
Totals	27-24	886-32.8	71-202	.351	39-117	.333	57-72	.792	19-68	87	3.2	71-1	101	68	5	63	238	8.8

Calderwood's Big Ten Statistics

Year	G-GS	MIN	FG-FGA	PCT	3P-3PA	PCT	FT-FTA	PCT	O-D	REB	AVG	PF-D	AT	TO	BK	ST	PTS	AVG
96-97	18-17	594-33.0	55-156	.353	26-86	.302	33-42	.786	13-36	49	2.7	51-0	63	45	3	39	169	9.4
Totals	18-17	594-33.0	55-156	.353	26-86	.302	33-42	.786	13-36	49	2.7	51-0	63	45	3	39	169	9.4

Duany Duany

Career

Has played in 58 games, including 12 starts ... currently 10th on school's all-time three-point field goal attempts list with 171.

1997-98


Played in 29 games, including three starts ... averaged 4.5 points and 1.7 rebounds ... career highs in points (20), rebounds (eight), steals (three), blocked shots (three) and minutes (35) in win over Coppin State ... scored 13 points in win over No. 18 Oklahoma and at Ball State.

Summer 1997

Averaged 5.2 points and 2.2 rebounds for Big Ten All-Star touring team that played six games in England, France and Germany.

1996-97

Played in 27 of 28 games and started nine times ... averaged 5.1 points, 1.4 rebounds and 17 minutes per game ... career-high 20 points (7-9 field goals, including 5-5 three-pointers) in win at Illinois ... tallied pair of three-point field goals and two steals (one with 22 seconds left to clinch win) at Penn State ... registered 11 points and four rebounds in 26 minutes in first career start vs. UNC-Wilmington ... scored in double figures five times.



1995-96

Broke bone in right foot in practice on Nov. 25 and red-shirted ... played in two games at Maui Invitational and averaged 7.5 points in 22 minutes of action.

High School

First-team all-state and a member of the Indiana all-star team as a senior ... named team MVP as junior and senior ... school's all-time leading scorer and rebounder ... averaged 20.4 points, 10 rebounds, 3.0 assists and 2.0 blocks as a senior ... team was 17-5 in his last season ... averaged 24.3 points and eight rebounds as a junior when team was 12-8 ... tabbed Best Offensive Player at Las Vegas Invitational and MVP of Windy City Classic as a junior ... garnered all-state honors as a junior ... four-year starter ... member of National Honor Society.

Junior**

Guard/Forward

6-5, 185

Bloomington, Ind.

North High


No. 3

Personal

Born Nov. 2, 1976, in Juba, Sudan ... parents are Wal and Julia Duany ... major is behavioral science and law ... earned nickname "Doc" from grade school coach who referred to the way Duany "operated on opposing defenses" ... sister, Nyagon, is a senior on the women's basketball team at Bradley ... brother, Kueth, is a freshman basketball player at Syracuse ... a cousin plays basketball at Lakeland JC ... has "double name" because family tradition has it that family name is given as the first name to the first-born son ... both of his parents are professors at Indiana University, who brought their family to the United States in 1983 ... added 30 pounds to his frame since his arrival at Wisconsin ... committed to Coach Stan Van Gundy's staff at the UW.

Career Highs

Min.: 35 vs. Coppin State (12.20.97)
 FG: 7, twice; MR vs. Coppin State (12.20.97)
 FGA: 14 vs. Coppin State (12.20.97)
 3-Pt. FG: 5 at Illinois (1.25.97)
 3-Pt. FGA: 8, twice; MR vs. Northwestern (1.17.98)
 FT: 5 vs. Coppin State (12.20.97)
 FTA: 7 vs. Coppin State (12.20.97)
 Reb.: 8 vs. Coppin State (12.20.97)
 Asst.: 2, three times; MR at Ball State (12.13.97)
 Blocks: 3 vs. Coppin State (12.20.97)
 Steals: 3, twice; MR vs. Coppin State (12.20.97)
 Pts.: 20, twice; MR vs. Coppin State (12.20.97)



Duany's Career Statistics

Year	G-GS	MIN	FG-FGA	PCT	3P-3PA	PCT	FT-FTA	PCT	O-D	REB	AVG	PF-D	AT	TO	BK	ST	PTS	AVG
95-96	2-0	22-11.0	4-7	.571	3-4	.750	4-4	1.000	0-3	3	1.5	1-0	0	0	0	0	15	7.5
96-97	27-9	459-17.0	47-142	.331	28-86	.326	15-34	.441	3-36	39	1.4	31-0	11	29	1	6	137	5.1
97-98	29-3	422-14.6	48-150	.320	16-81	.198	18-27	.667	18-32	50	1.7	27-0	10	23	9	8	130	4.5
Totals	58-12	903-15.6	99-299	.331	47-171	.275	37-65	.569	21-71	92	1.6	59-0	21	52	10	14	282	4.9

Duany's Big Ten Statistics

Year	G-GS	MIN	FG-FGA	PCT	3P-3PA	PCT	FT-FTA	PCT	O-D	REB	AVG	PF-D	AT	TO	BK	ST	PTS	AVG
95-96	Missed entire Big Ten season while redshirting																	
96-97	18-6	316-17.6	34-107	.318	20-64	.313	11-27	.407	2-26	28	1.6	22-0	6	16	1	6	99	5.5
97-98	16-1	214-13.4	19-71	.268	10-40	.250	9-12	.750	10-14	24	1.5	19-0	5	15	4	3	57	3.6
Totals	34-7	530-15.6	53-178	.298	30-104	.288	20-39	.513	12-40	52	1.5	41-0	11	31	5	9	156	4.6


Mike Kelley

Career

After just one season, he needs only 41 steals to crack the UW's all-time top-10 list.

1997-98

Played in all 31 games, including 29 starts ... thrust into starting role when senior Ty Calderwood went down with knee injury ... first UW freshman guard to start a season-opener since Rick Olson in 1982 ... averaged 4.2 points, 2.0 rebounds, 1.8 assists and 1.9 steals ... second on team in minutes played (868) ... set UW freshman record for steals with 58 (fifth on UW season chart) and ranked sixth in Big Ten in steals (all games) ... fourth in league in steals in conference games ... team's second-leading free throw shooter (.789) ... made all five of his FG attempts and scored 11 points in Big Ten Tournament game vs. Illinois ... career-high 13 points vs. Iowa ... career-high four steals vs. Penn State and UW-Milwaukee.



High School

First-team all-state as a senior by Associated Press and *Milwaukee Journal Sentinel* ... named Gatorade Wisconsin Player of the Year ... Metro Conference Player of the Year and MVP for team that was 19-6 and shared league title in 1996-97 ... played for South squad in state Division I all-star game ... averaged 15.8 points, 5.4 assists, 4.8 steals and 5.0 rebounds per game as a senior ... second-team all-conference and honorable mention all-state as a junior after averaging 10 points, 5.0 assists and 4.0 steals per game for team that compiled 24-2 record on way to league and state titles ... as a sophomore, he earned second-team all-league acclaim while averaging 6.0 points, 5.0 assists and 4.0 steals per game ... first freshman ever to play varsity basketball at Pius XI ... team was 66-10 in his last three years.

Personal

Born August 17, 1978 in Milwaukee, Wis. ... parents are Jane and Timothy Kelley ... major is business ... father was a four-year starter at point guard at Regis University ... sister, Katie, attended UW-Madison from 1990-95 ... former prep teammate, Dan Wargelot, plays basketball for UW-Platteville ... played AAU ball with fellow Badger sophomore Andy Kowske.

Career Highs

Min.: 37 vs. Northwestern (1.17.98)
FG: 5 vs. Illinois (3.6.98)
FGA: 8 vs. Pacific (11.28.97)
3-Pt. FG: 3 vs. Michigan (12.31.97)
3-Pt. FGA: 3, five times; MR vs. Iowa (2.3.98)
FT: 6 vs. Iowa (2.3.98)
FTA: 6 vs. Iowa (2.3.98)
Reb.: 6 vs. Marquette (11.14.97)
Asst.: 5, three times; MR at Fresno State (12.27.97)
Blocks: 1, four times; MR vs. Michigan (12.31.97)
Steals: 4, twice; MR vs. UW-Milw. (2.18.98)
Pts.: 13 vs. Iowa (2.3.98)

Sophomore*


Guard

6-3, 190

Milwaukee, Wis.

Pius XI High

No. 22



Kelley's Career Statistics

Year	G-GS	MIN	FG-FGA	PCT	3P-3PA	PCT	FT-FTA	PCT	O-D	REB	AVG	PF-D	AT	TO	BK	ST	PTS	AVG
97-98	31-29	868-28.0	44-108	.407	11-38	.289	30-38	.789	12-51	63	2.0	102-8	55	39	4	58	129	4.2
Totals	31-29	868-28.0	44-108	.407	11-38	.289	30-38	.789	12-51	63	2.0	102-8	55	39	4	58	129	4.2


Kelley's Big Ten Statistics

Year	G-GS	MIN	FG-FGA	PCT	3P-3PA	PCT	FT-FTA	PCT	O-D	REB	AVG	PF-D	AT	TO	BK	ST	PTS	AVG
97-98	16-16	448-28.0	23-54	.426	10-25	.400	16-19	.842	9-28	37	2.3	51-2	29	18	1	33	72	4.5
Totals	16-16	448-28.0	23-54	.426	10-25	.400	16-19	.842	9-28	37	2.3	51-2	29	18	1	33	72	4.5

Andy Kowske

1997-98

Played in 31 games, including 13 starts ... started nine of last 10 games ... averaged 5.1 points and 3.9 rebounds ... tied for team lead with 18 blocked shots ... field goal percentage (.496) was second-best on team ... team's second-leading rebounder ... career-high 12 points at Pepperdine ... career-best 10 rebounds at Fresno State ... registered four double-figure scoring efforts.



all-star game ... honorable mention all-area as a junior after averaging 13 points and nine rebounds per game ... averaged 15 points and 10 rebounds as a sophomore and earned second-team all-conference kudos ... second-team all-conference and honorable mention all-area as a freshman ... school's career scoring (1,320) and shot-blocking (278) leader ... first basketball player in 20 years at Dominican to start every game (96) over a four-year career ... three-year varsity baseball letterwinner.

High School

Earned first-team all-state acclaim as a senior from *Milwaukee Journal Sentinel* ... CNI Suburban Milwaukee Player of the Year in '96-97, he averaged 14.9 points, 7.4 rebounds, 3.5 blocked shots and shot 71 percent from the field for team that was 23-3 and won conference and state titles ... named to state all-tournament team ... two-time first-team all-conference choice ... played for South team in state Division II

Sophomore*

Forward

6-8, 225

Brookfield, Wis.

Whitefish Bay Dominican High

No. 15

Personal

Born Sept. 18, 1978 in Milwaukee, Wis. ... parents are Roseann and Mike Kowske ... major is business real estate ... three prep teammates — Nick Knuth (UW-Parkside), Nick Neubauer (UW-Parkside) and Derek Berger (Carthage College) — currently play college basketball ... member of National Honor Society and Dominican Student Council ... an AAU teammate of fellow Badger sophomore Mike Kelley ... has an interest in cartography (map-making) and, in fact, sends away for maps to all of the cities where the Badgers play ... that "hobby" came in handy last season when he helped direct the UW's lost bus driver to the airport in Columbus, Ohio, after the Badgers' win over the Buckeyes.

Career Highs

Min.: 31, twice; MR vs. Illinois (3.6.98)
 FG: 4, four times; MR vs. Illinois (2.7.98)
 FGA: 9 vs. Illinois (2.7.98)
 3-Pt. FG: 0
 3-Pt. FGA: 0
 FT: 4, four times; MR vs. Ohio State (2.25.98)
 FTA: 7, twice; MR vs. Iowa (2.3.98)
 Reb.: 10 at Fresno State (12.27.97)
 Asst.: 3 at Michigan (2.28.98)
 Blocks: 3 vs. Illinois (2.7.98)
 Steals: 2, twice; MR at Michigan State (1.8.98)
 Pts.: 12 at Pepperdine (11.24.97)



Kowske's Career Statistics

Year	G-GS	MIN	FG-FGA	PCT	3P-3PA	PCT	FT-FTA	PCT	O-D	REB	AVG	PF-D	AT	TO	BK	ST	PTS	AVG
97-98	31-13	582-18.8	58-117	.496	0-0	.000	41-61	.672	38-82	120	3.9	71-3	14	30	18	10	157	5.1
Totals	31-13	582-18.8	58-117	.496	0-0	.000	41-61	.672	38-82	120	3.9	71-3	14	30	18	10	157	5.1

Kowske's Big Ten Statistics

Year	G-GS	MIN	FG-FGA	PCT	3P-3PA	PCT	FT-FTA	PCT	O-D	REB	AVG	PF-D	AT	TO	BK	ST	PTS	AVG
97-98	16-6	312-19.5	28-62	.452	0-0	.000	19-29	.655	18-45	63	3.9	45-3	7	20	7	5	75	4.7
Totals	16-6	312-19.5	28-62	.452	0-0	.000	19-29	.655	18-45	63	3.9	45-3	7	20	7	5	75	4.7


Maurice Linton

Summer 1998

Played in seven games for Big Ten All-Star team that toured Belgium, the Netherlands and Germany in August.

1997-98

Played in 21 games, including four starts ... started last three games of the season and shot 50 percent from the field while averaging nine points and 5.3 rebounds in those games ... career highs of 15 points and seven boards at Michigan ... made game-winning, nine-foot jumper with 3.7 seconds left in Big Ten Tournament game vs. Penn State ... started and played 26 minutes vs. Pacific in Big Island Invitational.



High School

Four-year varsity basketball letterwinner ... earned Illinois Basketball Coaches Association all-state honors as well as all-conference and all-area acclaim after averaging 17 points, nine rebounds and three assists per game as a senior ... an all-conference choice as a junior when he averaged 14 points and eight rebounds.

Sophomore*

Forward

6-7, 220

Calumet City, Ill.

Thornwood High


No. 30

Personal

Born April 21, 1979 in Chicago, Ill. ... mother's name is Cynthia ... major is business ... attended same high school as former Badger track star Reggie Torian.

Career Highs

Min.: 30, twice; MR vs. Penn State (3.5.98)
FG: 6 at Michigan (2.28.98)
FGA: 10 vs. Penn State (3.5.98)
3-Pt. FG: 1 at Purdue (1.31.98)
3-Pt. FGA: 1, three times; MR vs. Michigan State (2.21.98)
FT: 5 vs. Michigan State (2.21.98)
FTA: 6 vs. Michigan State (2.21.98)
Reb.: 7 at Michigan (2.28.98)
Asst.: 3 vs. Pacific (11.28.97)
Blocks: 1, twice; MR vs. UW-Milwaukee (2.18.98)
Steals: 0
Pts.: 15 at Michigan (2.28.98)



Linton's Career Statistics

Year	G-GS	MIN	FG-FGA	PCT	3P-3PA	PCT	FT-FTA	PCT	O-D	REB	AVG	PF-D	AT	TO	BK	ST	PTS	AVG
97-98	21-4	205-9.8	20-51	.392	1-3	.333	12-19	.632	8-21	29	1.4	17-0	8	18	2	0	53	2.5
Totals	21-4	205-9.8	20-51	.392	1-3	.333	12-19	.632	8-21	29	1.4	17-0	8	18	2	0	53	2.5


Linton's Big Ten Statistics

Year	G-GS	MIN	FG-FGA	PCT	3P-3PA	PCT	FT-FTA	PCT	O-D	REB	AVG	PF-D	AT	TO	BK	ST	PTS	AVG
97-98	12-1	90-7.5	11-26	.423	1-3	.333	10-14	.714	3-12	15	1.3	10-0	3	9	1	0	33	2.8
Totals	12-1	90-7.5	11-26	.423	1-3	.333	10-14	.714	3-12	15	1.3	10-0	3	9	1	0	33	2.8

Sean Mason

Career

Has played in 73 games, including 40 starts ... ranks sixth on school's career free throw percentage list (.783) ... seventh on UW's three-point field goals list (88) and sixth on school's three-point field goal attempts list (263).



Senior***

Guard

6-2, 182

Country Club Hills, Ill.

Rich Central High

No. 11

1997-98

Played in 31 games, including 26 starts, in his first full season of action since 1994-95 ... honorable mention all-Big Ten choice by coaches and media ... led team and was 12th (all games) in league in scoring (15.5 ppg) ... also 12th in conference games only scoring (15.3) ... scored in double figures in 26 of 31 games ... fifth in Big Ten in free throw percentage (.815) in all games and sixth (.861) in league games only ... first Badger to shoot 80 percent from free throw line (players with at least 120 attempts) since Wes Matthews in '80 ... joined Michigan's Louis Bullock and Penn State's Pete Lisicky as only players in Big Ten to average at least 15 points and shoot at least 80 percent from free throw line ... most points scored (480) in a season by a Badger since Michael Finley had 554 in '94-95 ... career-high 30 points at Penn State included 12-12 free throw shooting ... 28-point performance (including 6-8 three-point shooting) at Michigan ... had streaks of 19, 17 and 14 straight free throws made ... made career-high 13-13 (6-6 in last 28 seconds) from free throw line in win at Ohio State (third-best FT shooting performance in UW history) ... served as team tri-captain.

1996-97

Started all four games in which he played ... sustained season-ending ACL injury (left knee) for second straight year early in game vs. Brown ... injury forced him to redshirt ... was Badgers' leading scorer and free throw shooter prior to injury ... scored all of his team-high 18 points in second half and overtime of win at Temple ... notched career highs in free throws (nine) and free throw attempts (10) at Temple.

1995-96

Played in the first 13 games, including 10 starts ... sustained season-ending ACL injury to right knee late in Big Ten opener vs. Michigan on Jan. 3 ... had stepped into starting point guard role after Darnell Hoskins transferred on Dec. 18 ... career-high 20 points vs. UW-Milwaukee ... 13 points in 20 minutes vs. Valparaiso ... shot .848 (28 of 33) from free throw line, including 9 of 10 in last three minutes of games decided by 10 points or less and overtime.

1994-95

Saw action in 25 of team's 27 games ... averaged 5.0 points and 2.0 rebounds per game ... registered season-high 14 points vs. Loyola-Marymount ... only other double figure scoring performance was 13-point outing at Michigan ... made all six free throw attempts in home win over Wolverines ... grabbed season-high six rebounds at Northwestern ... connected on 21 three-point attempts, third-highest total on team.

High School


Named all-area by *Chicago Tribune* and *Chicago Sun-Times* ... all-SICA South selection ... averaged 21.8 points, five rebounds, three assists and three steals as a senior ... shot 49 percent from the field and 38 percent from three-point range ... helped Rich Central to 23-6 record and conference and regional championships ... graduated as Olympians' career scoring leader with 1,254 points, passing Kendall Gill as the all-time leader ... averaged 24.4 points as a junior, when team posted 21-7 record and advanced to regional final ... *Chicago Heights Star* Player of the Year ... first-team all-state by *Champaign News-Gazette* ... all-area pick of *Chicago Tribune*, *Chicago Sun-Times* and *Daily Southtown* ... co-MVP and all-SICA South selection.

Personal

Born Dec. 31, 1975, in Chicago ... parents are Ira and Pat Mason ... agricultural journalism major ... attended same high school as former Badger Kass Weaver ... wearing No. 11 for second straight season after wearing No. 22 for his first three years at Wisconsin ... roommate of Badger student assistant coach Mosezell Peterson ... signed to play at Wisconsin while Stu Jackson was coach ... made successful comeback last season after back-to-back ACL injuries ... first knee injury came in Big Ten opener in '96 after he had become Badgers' primary ball-handler ... injured left knee vs. Brown in December of '96 right after 18-point effort at Temple that spearheaded UW OT win.

Career Highs

Min.: 36 vs. Temple (12.2.95)
FG: 9, twice; MR at Michigan (2.28.98)
FGA: 23 vs. Indiana (1.25.98)
3-Pt. FG: 6 at Michigan (2.28.98)
3-Pt. FGA: 9 at Penn State (2.14.98)
FT: 13 at Ohio State (1.3.98)
FTA: 13 at Ohio State (1.3.98)
Reb.: 8, twice; MR vs. Fresno State (12.27.97)
Asst.: 5 at Chaminade (11.22.95)
Blocks: 3 at Purdue (1.31.98)
Steals: 3, twice; MR vs. UNC-Wilmington (11.30.96)
Pts.: 30 at Penn State (2.14.98)



Mason's Career Statistics

Year	G-GS	MIN	FG-FGA	PCT	3P-3PA	PCT	FT-FTA	PCT	O-D	REB	AVG	PF-D	AT	TO	BK	ST	PTS	AVG
94-95	25-0	382-15.3	41-122	.336	21-62	.339	23-39	.590	10-39	49	2.0	53-2	20	51	6	10	126	5.0
95-96	13-10	340-26.2	37-93	.398	10-31	.323	28-33	.848	7-24	31	2.4	29-1	22	27	6	15	112	8.6
96-97	4-4	81-20.2	9-25	.360	3-9	.333	16-20	.800	3-8	11	2.8	7-0	5	9	2	5	37	9.2
97-98	31-26	885-28.5	149-378	.394	54-161	.335	128-157	.815	26-80	106	3.4	87-3	46	96	13	14	480	15.5
Totals	73-40	1688-23.1	236-618	.382	88-263	.335	195-249	.783	46-151	197	2.7	176-6	93	183	27	44	755	10.3


Mason's Big Ten Statistics

Year	G-GS	MIN	FG-FGA	PCT	3P-3PA	PCT	FT-FTA	PCT	O-D	REB	AVG	PF-D	AT	TO	BK	ST	PTS	AVG
94-95	17-0	277-16.3	27-85	.318	12-40	.300	15-25	.600	4-32	36	2.1	34-0	17	35	3	8	81	4.8
95-96	1-1	26-26.0	4-8	.500	1-2	.500	0-0	.000	0-0	0	0.0	2-0	0	3	1	1	9	9.0
96-97	Missed entire Big Ten season while redshirting																	
97-98	16-13	452-28.3	75-195	.385	32-91	.352	62-72	.861	11-36	47	2.9	44-1	23	44	7	10	244	15.3
Totals	34-14	755-22.2	106-288	.368	45-133	.338	77-97	.794	15-68	83	2.4	80-1	40	82	11	19	334	9.8

Mark Vershaw

1997-98

Played in 31 games, including four starts ... averaged 5.3 points and 2.7 rebounds ... third on team with 52 assists ... career highs in points (18) and minutes played (31) vs. 20th-ranked Temple ... registered 12 points in win over 24th-ranked Illinois State ... scored in double figures four times ... career-high four assists on three occasions ... career-high eight rebounds at Northwestern ... only forward on team with more assists than turnovers.



High School

Rated among top 50 players nationally in most rankings of incoming freshmen ... Class AA all-state selection as a senior by the Illinois Basketball Coaches Association (IBCA), *Chicago Tribune*, *Chicago Sun Times*, *Champaign News Gazette* and Associated Press ... played for South squad in IBCA's Class "AA" all-star game ... team co-captain as junior and senior ... set 10 school records, including career points and rebounds ... four-time all-conference and all-area choice, he also was four-time team MVP ... team compiled 76-10 record in his last three years and won Mid-Illini Conference and regional titles in each of his final three seasons ... averaged 15.0 points, 7.0 rebounds and 4.4 assists as a senior for team that was 24-5 ... team was 26-2 his junior year as he averaged 14.7 points, 6.8 rebounds and 5.4 assists per game and earned third-team all-state honors ... averaged 15.0 points, 6.0 rebounds and 5.2 assists as sophomore as team compiled 26-3 record.

Sophomore*

Forward

6-9, 240

East Peoria, Ill.

East Peoria High

No. 50

Personal

Born June 3, 1979 in Peoria, Ill. ... parents are Micheline and Thomas Vershaw ... major is history ... brother, Jim, is a senior on the basketball team at Bradley ... two former prep teammates — Korey Coon (Illinois Wesleyan) and Jason Jenkins (Valparaiso) — are now playing college basketball ... National Honor Society member in high school.

Career Highs

Min.: 31 vs. Temple (12.6.97)
FG: 6 vs. Temple (12.6.97)
FGA: 10 vs. Temple (12.6.97)
3-Pt. FG: 1, four times; MR vs. UW-Milwaukee (2.18.98)
3-Pt. FGA: 1, 10 times; MR vs. UW-Milwaukee (2.18.98)
FT: 6 vs. Temple (12.6.97)
FTA: 7 vs. Marquette (11.14.97)
Reb.: 8 at Northwestern (2.11.98)
Asst.: 4, three times; MR vs. Indiana (1.25.98)
Blocks: 1, eight times; MR vs. Michigan State (2.21.98)
Steals: 2 vs. Michigan State (2.21.98)
Pts.: 18 vs. Temple (12.6.97)



Vershaw's Career Statistics

Year	G-GS	MIN	FG-FGA	PCT	3P-3PA	PCT	FT-FTA	PCT	O-D	REB	AVG	PF-D	AT	TO	BK	ST	PTS	AVG
97-98	31-4	649-20.9	59-134	.440	4-10	.400	42-72	.583	34-49	83	2.7	48-0	52	45	8	10	164	5.3
Totals	31-4	649-20.9	59-134	.440	4-10	.400	42-72	.583	34-49	83	2.7	48-0	52	45	8	10	164	5.3

Vershaw's Big Ten Statistics

Year	G-GS	MIN	FG-FGA	PCT	3P-3PA	PCT	FT-FTA	PCT	O-D	REB	AVG	PF-D	AT	TO	BK	ST	PTS	AVG
97-98	16-2	316-19.8	25-70	.357	3-6	.500	17-30	.567	16-21	37	2.3	26-0	25	21	3	5	70	4.4
Totals	16-2	316-19.8	25-70	.357	3-6	.500	17-30	.567	16-21	37	2.3	26-0	25	21	3	5	70	4.4

Jon Bryant


Junior

Guard, No. 10

6-2, 186

Plymouth, Minn.

(Armstrong High)



1997-98

Transferred to Wisconsin and sat out as mandated by NCAA rules.

Before Wisconsin

Two-year letterwinner at NCAA Division II St. Cloud State ... as a sophomore in 1996-97, he was an all-North Central Conference (NCC) selection and team MVP after averaging 17.3 points per game and shooting .481 from the field, including .468 from three-point range ... led conference in three-point shooting (.489) in league games ... registered career-high 40 points in a win over league-rival North Dakota ... all-NCC academic honorable mention choice ... named NCC Freshman of the Year in 1995-96 after averaging 8.4 points per game and shooting a school-record .574 from three-point range ... nation's third-leading three-point shooter in Division II as a freshman.

High School

Four-year starter who graduated as school's all-time leader in points, assists, free throw shooting and three-point shooting ... three-time all-Classic Lake Conference selection ... captained team as a senior when he averaged 19 points, 5.0 assists and 3.0 steals per game ... shot 55 percent from field, including 45 percent from three-point range, as a senior ... named to *Minneapolis Star Tribune* all-Metro team and *St. Paul Pioneer Press* all-State squad ... named to Associated Press honorable mention all-state unit ... also a three-year starter in baseball, he earned all-conference and all-region honors on the diamond ... honors student.

Personal

Born Sept. 9, 1976 in Plymouth, Minn. ... parents are Linda and Doug Bryant ... major is consumer science ... recorded fastest time (49.2) in Badgers' 300-yard shuttle run ... attended same high school as former Badgers Jason Johnsen and Grant Johnson, as well as current UW football player Dague Retzlaff.

Travon Davis


Freshman

Guard, No. 4

5-10, 185

Summit, Ill.

(Nazareth Academy)



High School

Three-year starter and four-year varsity player for Coach Phil Cahill at Nazareth Academy ... two-time conference player of the year, team captain and *Chicago Sun-Times* all-area choice ... finished career as school's No. 2 all-time scorer ... as a senior, he averaged 24.3 points and 6.7 rebounds per game en route to a "Mr. Basketball" nomination, all-America mention from *Street & Smith's* and second-team all-state acclaim from *Champaign News-Gazette* ... all-tournament team member for third straight season at St. Rita's Thanksgiving tourney and for second straight year at York High School holiday tournament ... team was 19-9 and won Private League title his senior year ... averaged 23.6 points, 8.4 rebounds, 3.0 assists and 2.0 steals as a junior ... scored at least 40 points in four different games his junior year.

Personal

Born July 13, 1980 in Hinsdale, Ill. ... parents are Charlette and Anthony Davis ... major is business marketing ... father was a guard at Marquette from 1977-81.

John Moriarity


Freshman

Guard, No. 14

6-5, 185

Oostburg, Wis.

(Oostburg High)



1997-98

Sat out season as a redshirt.

High School

Twice named all-area, all-conference and honorable mention all-state for the Flying Dutchmen ... *Sheboygan Press* Area Player of the Year as a senior after averaging 15.6 points, 4.9 rebounds and shooting 49 percent from the field and 90 percent from free throw line ... played for South team in Division 3 All-Star game and was Wisconsin Basketball Coaches Association State All-Academic team member as a senior ... '96-97 squad was 21-3 and advanced to sectional finals after winning conference and regional titles ... averaged 18.5 points, 5.9 rebounds and 4.5 assists as a junior, while leading team to 21-4 record, conference and regional titles, and a berth in sectional finals ... as a sophomore he averaged 12.3 points and was named honorable mention all-conference for a team that was 24-2 and won Division 3 state championship ... earned spot on state all-tournament team.

Personal

Born Nov. 26, 1978 in Sheboygan, Wis. ... parents are Mary and John Moriarity ... undecided on major ... father played basketball at UW-LaCrosse from 1964-68 ... mother attended UW-Madison.

Maurice Sessoms

Freshman

Forward, No. 34

6-8, 235

Teaneck, N.J.

(Berkshire School)



High School

Played 1997-98 season at the Berkshire School, a prep school in Sheffield, Mass., where he averaged 23 points, 12 rebounds and six blocked shots per game ... earned team MVP honors and was a first-team all-Tri State League (New York, Connecticut, Massachusetts) member ... prior to attending Berkshire, he was a three-year varsity player at Teaneck (N.J.) High ... as a senior, he led team in scoring (17 ppg.) and averaged nine rebounds per contest ... a Group 4 (largest schools in New Jersey) first-team all-state choice, second-team all-stater (all class sizes), team MVP, first-team all-league and first-team all-Bergen County selection as a senior ... earned "high honorable mention" status from *Street & Smith's* his senior year ... averaged 16.5 points and seven rebounds as a junior on the way to first-team all-league and all-Bergen County acclaim ... Teaneck was 64-11 during his three seasons ... ran cross country at Berkshire School and track at Teaneck.

Personal

Born Dec. 28, 1978 in New York City ... parents are Lincoln and Florine Sessoms ... major is undecided ... high school teammates Maurice Williams (Monmouth), Peter Vignier (Michigan) and Mike Nurse (Iowa State) went on to play Division I college basketball.

Robert Smith


Junior

Forward, No. 21

6-8, 215

Madison, Wis.

(LaFollette High)



Will sit out this season as mandated by NCAA rules after transferring from UW-Whitewater.

Before Wisconsin

Played 1997-98 season at UW-Whitewater and averaged 6.0 points and 3.6 rebounds per game in 24 appearances (11.5 min. per game) as a sophomore ... season-high 21 points vs. UW-Oshkosh and "double-double" (13-10) vs. UW-Platteville ... accumulated a 3.20 grade-point average.

High School

Two-year varsity player at Madison's LaFollette High ... all-city and all-conference selection as a senior after averaging team highs of 16 points and seven rebounds and shooting 60 percent from field and 75 percent from free throw line ... team captain as a senior ... career-high 29 points vs. Madison Memorial ... scored 19 points and grabbed nine rebounds in Reebok All-Star Classic in Milwaukee after his senior year ... averaged 13 points and five rebounds per game as a junior.

Personal

Born June 30, 1978 in Madison, Wis. ... parents are Elizabeth and Daniel Smith ... a business major ... his 300-pound bench press is best on team ... first Madison native on Badger roster since Damon Harrell (1992-93) ... mother attended UW-Madison and sister, Elizabeth, currently attends UW-Madison ... prep teammates Ryan Lamphear (Edgewood) and Graham Dimer (UW-Whitewater) currently play college basketball.

Charlie Wills


Freshman

Forward, No. 40

6-8, 235

Angola, Ind.

(Angola High)



1997-98

Sat out season as a redshirt.

High School

School's career scoring leader ... two-year team captain and four-year basketball letterwinner ... earned first-team all-state, all-area and all-conference honors as a senior after averaging 20.5 points, eight rebounds and four blocked shots per game, and shooting 60 percent from the field and 81 percent from the free throw line ... played for Indiana last summer in Indiana-Kentucky All-Star games, as well as in Wendy's Classic, which features top players from Indiana, Illinois, Michigan and Ohio ... joined Indiana recruit Luke Recker and Duke recruit Shane Battier on Wendy's Classic all-tournament team ... as a junior, he averaged 22.3 points and 9.3 rebounds per game to earn third-team all-state and first-team all-conference honors ... first junior in school history to surpass 1,000-point mark for his career ... first-team all-conference as a sophomore when he averaged 14.3 points and 7.9 rebounds ... an accomplished cross country runner, he lettered for four years and was a three-time, first-team all-conference selection ... earned two letters in track and one in baseball.

Personal

Born August 8, 1978 in Angola, Ind. ... parents are Laura and Bill Wills ... undecided on major.

Game-by-Game Statistics

Hennessy Auriantal

1995-96

DATE	OPPONENT	MIN	FG-FGA	PCT.	3P-3PA	PCT.	FT-FTA	PCT.	Reb.		PF	A	TO	BK	ST	PTS
									O-D-T							
Nov. 20	vs. Villanova (Maui)	16	0-0	.000	0-0	.000	1-2	.500	0-1-1	2	0	1	0	0	1	1
Nov. 21	vs. UCLA (Maui)	21	2-10	.200	0-2	.000	1-2	.500	1-2-3	0	0	1	0	1	5	
Nov. 22	vs. Chaminade (Maui)	15	3-6	.500	2-3	.667	0-0	.000	1-0-1	1	3	2	0	3	8	
Nov. 28	Northeastern Illinois	20	2-4	.500	0-1	.000	1-1	1.000	0-0-0	0	2	4	0	2	5	
Dec. 2	Temple (OT)	19	1-1	1.000	1-1	1.000	0-0	.000	0-0-0	0	2	4	0	1	3	
Dec. 5	at Wright State	9	0-0	.000	0-0	.000	0-0	.000	0-1-1	0	2	2	0	1	0	
Dec. 9	St. Bonaventure	26	5-6	.833	3-4	.750	2-2	1.000	0-1-1	3	0	3	0	2	15	
Dec. 11	at Providence*	32	7-12	.583	3-3	1.000	2-2	1.000	1-2-3	3	1	2	0	2	19	
Dec. 14	Valparaiso*	28	6-8	.750	4-6	.667	0-0	.000	0-1-1	1	4	4	0	2	16	
Dec. 23	UW-Milwaukee*	26	6-7	.857	2-3	.667	1-1	1.000	0-2-2	1	2	0	0	5	15	
Dec. 28	Eastern Illinois*	24	4-7	.571	2-2	1.000	1-2	.500	1-1-2	1	5	3	0	3	11	
Dec. 31	Marquette*	37	4-5	.800	0-1	.000	3-5	.600	0-2-2	1	2	3	0	0	11	
Jan. 3	Michigan*	34	2-8	.250	1-5	.200	1-2	.500	0-5-5	4	1	3	0	0	6	
Jan. 7	at Penn State*	36	4-10	.400	2-3	.667	0-0	.000	1-2-3	1	2	2	1	1	10	
Jan. 10	at Indiana*	18	0-3	.000	0-1	.000	1-2	.500	1-0-1	3	1	3	0	0	1	
Jan. 13	Iowa	19	5-7	.714	1-3	.333	3-5	.600	0-1-1	3	0	5	0	4	14	
Jan. 17	Michigan State	31	4-8	.500	1-3	.333	4-6	.667	0-3-3	1	2	2	0	1	13	
Jan. 20	at Northwestern	29	3-7	.429	2-4	.500	0-0	.000	0-4-4	3	2	2	0	0	8	
Jan. 24	Minnesota (OT)*	34	2-6	.333	2-5	.400	2-2	1.000	0-3-3	2	4	2	0	2	8	
Jan. 31	at Ohio State*	37	2-5	.400	0-3	.000	3-6	.500	0-3-3	4	0	3	0	1	7	
Feb. 3	at Illinois*	27	2-4	.500	0-1	.000	0-0	.000	0-4-4	4	2	2	0	0	4	
Feb. 7	Purdue*	36	1-11	.091	0-3	.000	4-4	1.000	3-1-4	0	1	3	0	1	6	
Feb. 10	Ohio State*	37	4-6	.667	1-2	.500	9-13	.692	0-2-2	3	4	4	0	3	18	
Feb. 17	at Minnesota*	25	1-5	.200	0-2	.000	2-2	1.000	0-2-2	4	3	1	0	0	4	
Feb. 21	Northwestern*	27	4-6	.667	2-2	1.000	1-2	.500	1-1-2	5	1	5	0	0	11	
Feb. 24	at Michigan State	35	2-8	.250	1-5	.200	1-2	.500	0-4-4	2	3	0	0	1	6	
Feb. 28	at Iowa*	35	1-5	.200	0-3	.000	0-0	.000	1-1-2	4	4	2	0	0	2	
March 2	Indiana*	34	2-8	.250	1-3	.333	4-4	1.000	4-1-5	4	4	1	0	2	9	
March 6	Penn State*	33	2-7	.286	2-6	.333	0-0	.000	0-0-0	1	2	1	0	0	6	
March 9	at Michigan*	35	5-8	.625	0-0	.000	1-1	1.000	2-0-2	3	3	2	0	0	11	
March 13	Manhattan* (NIT)	34	6-12	.500	1-4	.250	2-5	.400	0-4-4	4	2	3	0	4	15	
March 18	Illinois State* (NIT)	35	4-13	.308	1-4	.250	0-3	.000	2-3-5	3	3	2	0	1	9	

1996-97

DATE	OPPONENT	MIN	FG-FGA	PCT.	3P-3PA	PCT.	FT-FTA	PCT.	Reb.		PF	A	TO	BK	ST	PTS
									O-D-T							
Nov. 23	vs. Memphis*	30	2-7	.286	0-3	.000	0-0	.000	3-1-4	2	1	2	0	1	4	
Nov. 30	UNC-Wilmington	15	1-2	.500	1-2	.500	1-2	.500	1-1-2	0	2	1	0	2	4	
Dec. 4	at Temple	21	4-6	.667	3-4	.750	1-1	1.000	0-2-2	5	1	2	0	1	12	
Dec. 7	Brown	32	5-7	.714	2-3	.667	1-1	1.000	2-5-7	4	1	2	0	2	13	
Dec. 10	UW-Milwaukee*	31	3-8	.375	0-1	.000	2-6	.333	0-1-1	2	0	2	1	5	8	
Dec. 14	at St. Bonaventure*	23	1-5	.200	1-3	.333	0-1	.000	0-6-6	3	1	4	0	1	3	
Dec. 23	Providence*	32	2-7	.286	1-4	.250	0-3	.000	0-3-3	4	1	4	0	1	5	
Dec. 26	Ball State*	36	4-5	.800	3-3	1.000	3-4	.750	0-4-4	2	5	3	0	2	14	
Dec. 31	at Marquette*	35	1-2	.500	1-2	.500	0-0	.000	0-7-7	1	6	6	0	2	3	
Jan. 2	at Minnesota*	19	0-0	.000	0-0	.000	0-0	.000	1-4-5	3	0	2	0	0	0	
Jan. 4	Indiana*	20	2-7	.286	1-3	.333	2-2	1.000	1-2-3	3	1	0	0	3	7	
Jan. 9	Michigan State*	24	0-5	.000	0-2	.000	2-2	1.000	0-1-1	3	0	0	0	1	2	
Jan. 11	at Iowa*	24	1-6	.167	0-3	.000	0-1	.000	1-1-2	5	1	2	0	0	2	
Jan. 18	Penn State	26	2-3	.667	0-0	.000	1-1	1.000	0-3-3	2	2	0	0	0	5	
Jan. 22	at Purdue	21	2-3	.667	0-1	.000	1-2	.500	0-0-0	2	2	2	1	1	5	
Jan. 25	at Illinois	22	2-4	.500	1-1	1.000	0-0	.000	0-2-2	5	2	2	0	0	5	
Jan. 29	Northwestern*	30	2-7	.286	0-3	.000	2-2	1.000	1-2-3	3	2	0	0	1	6	
Feb. 1	at Ohio State*	26	0-4	.000	0-3	.000	2-2	1.000	1-2-3	4	1	2	0	1	2	
Feb. 6	Michigan	15	1-2	.500	1-1	1.000	0-0	.000	0-1-1	2	1	2	0	0	3	
Feb. 8	at Northwestern	17	1-3	.333	1-1	1.000	3-4	.750	2-1-3	0	2	1	0	0	6	
Feb. 12	Illinois	13	0-1	.000	0-1	.000	0-0	.000	0-0-0	1	0	0	0	0	0	
Feb. 15	Purdue	19	5-7	.714	2-2	1.000	2-4	.500	0-3-3	3	2	2	0	0	14	
Feb. 19	at Penn State	20	2-3	.667	0-0	.000	0-0	.000	1-1-2	2	0	0	0	0	4	

Game-by-Game Statistics, cont.

Feb. 26	Iowa	7	1-1	1.000	0-0	.000	0-0	.000	0-0-0	1	0	0	0	0	2
March 1	at Michigan State	15	3-6	.500	1-1	1.000	0-0	.000	1-0-1	2	0	0	0	0	7
March 5	at Indiana	14	0-2	.000	0-0	.000	0-0	.000	0-3-3	1	4	2	0	0	0
March 8	Minnesota	20	1-2	.500	1-1	1.000	0-2	.000	0-0-0	4	3	0	0	0	3
March 14	vs. Texas* (NCAA)	24	1-6	.167	0-1	.000	0-0	.000	2-2-4	3	1	2	0	1	2

1997-98

DATE	OPPONENT	MIN	FG-FGA	PCT.	3P-3PA	PCT.	FT-FTA	PCT.	Reb. O-D-T	PF	A	TO	BK	ST	PTS
Nov. 14	Marquette*	32	3-8	.375	1-2	.500	0-0	.000	1-5-6	0	1	0	0	0	7
Nov. 18	Illinois State*	32	7-15	.467	3-5	.600	1-2	.500	0-4-4	2	4	2	0	6	18
Nov. 24	at Pepperdine*	19	3-6	.500	0-2	.000	1-2	.500	0-0-0	3	1	2	0	0	7
Nov. 28	vs. Pacific	17	0-3	.000	0-1	.000	0-0	.000	2-2-4	3	0	0	0	2	0
Nov. 29	vs. Oklahoma	9	0-1	.000	0-1	.000	4-4	1.000	0-0-0	4	1	0	0	0	4
Nov. 30	vs. Montana	28	7-8	.875	3-4	.750	2-2	1.000	0-1-1	2	1	3	0	1	19
Dec. 6	Temple	25	0-6	.000	0-4	.000	2-3	.667	0-4-4	2	3	2	0	0	2
Dec. 9	Toledo*	41	5-9	.556	2-4	.500	4-4	1.000	1-4-5	4	3	3	0	6	16
Dec. 13	at Ball State*	34	3-15	.200	1-5	.200	2-2	1.000	3-6-9	4	1	1	0	5	9
Dec. 20	Coppin State*	36	2-8	.250	2-4	.500	4-6	.667	0-8-8	2	7	7	0	0	10
Dec. 23	Nevada	DNP													
Dec. 27	at Fresno State	DNP													
Dec. 31	Michigan	18	1-7	.143	0-5	.000	0-0	.000	1-4-5	3	0	1	0	1	2
Jan. 3	at Ohio State	17	0-4	.000	0-2	.000	0-0	.000	0-1-1	3	1	2	0	0	0
Jan. 8	at Michigan State*	26	1-6	.167	1-3	.333	0-0	.000	0-3-3	0	1	1	0	3	3
Jan. 14	Penn State*	27	8-11	.727	2-2	1.000	0-0	.000	2-1-3	3	3	2	0	3	18
Jan. 17	Northwestern*	15	2-5	.400	0-2	.000	2-2	1.000	1-1-2	2	1	2	0	4	6
Jan. 21	at Illinois*	30	5-11	.455	3-5	.600	0-0	.000	0-0-0	4	2	1	0	2	13
Jan. 25	Indiana*	28	3-6	.500	2-3	.667	0-1	.000	0-2-2	3	3	2	0	1	8
Jan. 27	at Minnesota*	25	1-3	.333	1-2	.500	1-2	.500	0-2-2	1	4	2	1	1	4
Jan. 31	at Purdue*	29	3-12	.250	1-4	.250	2-2	1.000	0-0-0	2	1	3	0	2	9
Feb. 3	Iowa	19	3-8	.375	0-2	.000	2-2	1.000	1-2-3	2	1	0	0	2	8
Feb. 7	Illinois	28	1-5	.200	0-1	.000	0-1	.000	0-8-8	3	2	2	0	0	2
Feb. 11	at Northwestern	25	2-8	.250	1-4	.250	0-0	.000	0-2-2	3	1	2	0	1	5
Feb. 14	at Penn State*	37	1-3	.333	0-1	.000	1-2	.500	0-4-4	3	9	5	1	3	3
Feb. 18	UW-Milwaukee*	37	3-8	.375	3-6	.500	3-7	.429	0-10-10	1	1	0	0	0	12
Feb. 21	Michigan State*	26	1-5	.200	0-2	.000	2-2	1.000	0-1-1	4	3	3	0	1	4
Feb. 25	Ohio State	25	0-7	.000	0-6	.000	0-0	.000	1-2-3	1	1	1	0	0	0
Feb. 28	at Michigan*	14	0-3	.000	0-2	.000	0-0	.000	0-3-3	3	1	2	0	0	0
March 5	vs. Penn State* (Big Ten)	32	3-4	.750	0-0	.000	3-5	.600	0-2-2	3	4	3	0	1	9
March 6	vs. Illinois* (Big Ten)	27	4-10	.400	1-3	.333	2-2	1.000	1-3-4	2	3	1	0	1	11

David Burkemper

1995-96

DATE	OPPONENT	MIN	FG-FGA	PCT.	3P-3PA	PCT.	FT-FTA	PCT.	Reb. O-D-T	PF	A	TO	BK	ST	PTS
Feb. 7	Purdue	1	0-0	.000	0-0	.000	0-0	.000	0-0-0	0	0	1	0	0	0
Feb. 21	Northwestern	1	0-0	.000	0-0	.000	0-0	.000	0-0-0	0	0	0	0	0	0
March 9	at Michigan	1	0-0	.000	0-0	.000	0-0	.000	0-0-0	0	0	0	0	0	0

1996-97

DATE	OPPONENT	MIN	FG-FGA	PCT.	3P-3PA	PCT.	FT-FTA	PCT.	Reb. O-D-T	PF	A	TO	BK	ST	PTS
Nov. 30	UNC-Wilmington	6	1-1	1.000	0-0	.000	0-0	.000	0-1-1	1	2	0	0	0	2
Dec. 7	Brown	5	0-0	.000	0-0	.000	1-2	.500	0-1-1	0	0	2	0	0	1
Dec. 10	UW-Milwaukee	7	0-0	.000	0-0	.000	0-0	.000	0-0-0	0	0	0	0	0	0
Dec. 14	at St. Bonaventure	14	1-2	.500	1-1	1.000	0-0	.000	0-1-1	2	0	1	0	0	3
Dec. 23	Providence	2	0-0	.000	0-0	.000	0-0	.000	0-0-0	0	0	0	0	0	0
Dec. 26	Ball State	1	0-0	.000	0-0	.000	0-0	.000	0-0-0	1	0	1	0	0	0
Dec. 31	at Marquette	4	0-0	.000	0-0	.000	0-0	.000	0-0-0	1	1	0	0	0	0
Jan. 2	at Minnesota	8	0-0	.000	0-0	.000	0-0	.000	0-0-0	2	2	1	0	0	0
Jan. 4	Indiana	2	0-0	.000	0-0	.000	0-0	.000	0-1-1	0	0	0	0	0	0
Jan. 11	at Iowa	7	0-0	.000	0-0	.000	0-0	.000	0-0-0	0	1	1	0	1	0
Jan. 18	Penn State	2	0-0	.000	0-0	.000	0-0	.000	0-0-0	0	1	0	0	0	0
Jan. 25	at Illinois	17	0-0	.000	0-0	.000	0-0	.000	0-1-1	0	2	4	0	0	0

Game-by-Game Statistics, cont.

Jan. 29	Northwestern	3	0-0	.000	0-0	.000	0-0	.000	0-1-1	1	0	0	0	0	0
Feb. 1	at Ohio State	10	1-1	1.000	0-0	.000	0-0	.000	0-0-0	1	1	0	0	0	2
Feb. 6	Michigan*	21	0-0	.000	0-0	.000	2-2	1.000	0-0-0	2	2	2	0	0	2
Feb. 8	at Northwestern*	30	1-3	.333	0-1	.000	4-4	1.000	0-4-4	2	1	2	0	0	6
Feb. 12	Illinois*	21	0-4	.000	0-2	.000	0-0	.000	0-3-3	3	1	0	0	1	0
Feb. 15	Purdue*	21	0-0	.000	0-0	.000	0-0	.000	0-2-2	5	3	1	0	0	0
Feb. 19	at Penn State*	20	0-0	.000	0-0	.000	0-0	.000	0-3-3	2	2	0	0	1	0
Feb. 26	Iowa*	23	0-0	.000	0-0	.000	0-0	.000	0-0-0	2	1	1	0	0	0
March 1	at Michigan State*	19	0-1	.000	0-1	.000	0-0	.000	0-2-2	3	1	0	0	2	0
March 5	at Indiana*	17	0-1	.000	0-1	.000	0-0	.000	0-3-3	2	2	1	0	0	0
March 8	Minnesota*	18	0-1	.000	0-1	.000	0-0	.000	0-2-2	2	0	1	0	0	0
March 14	vs. Texas* (NCAA)	22	0-1	.000	0-0	.000	0-0	.000	0-0-0	1	2	1	0	0	0

1997-98

DATE	OPPONENT	MIN	FG-FGA	PCT.	3P-3PA	PCT.	FT-FTA	PCT.	Reb. O-D-T	PF	A	TO	BK	ST	PTS
Nov. 14	Marquette	14	0-0	.000	0-0	.000	0-0	.000	0-0-0	3	0	1	0	1	0
Nov. 18	Illinois State	18	0-0	.000	0-0	.000	1-2	.500	0-1-1	1	5	0	0	0	1
Nov. 24	at Pepperdine	17	0-1	.000	0-1	.000	0-0	.000	0-2-2	2	3	1	0	0	0
Nov. 28	vs. Pacific	8	0-1	.000	0-1	.000	0-0	.000	0-0-0	1	2	0	0	0	0
Nov. 29	vs. Oklahoma*	33	0-1	.000	0-0	.000	4-6	.667	0-2-2	4	6	2	0	3	4
Nov. 30	vs. Montana*	19	0-0	.000	0-0	.000	0-0	.000	0-0-0	2	2	1	0	0	0
Dec. 6	Temple*	19	0-0	.000	0-0	.000	0-0	.000	0-0-0	2	1	2	0	0	0
Dec. 9	Toledo	18	1-2	.500	1-1	1.000	2-4	.500	1-1-2	2	2	0	0	0	5
Dec. 13	at Ball State	9	0-0	.000	0-0	.000	0-0	.000	0-1-1	3	0	2	0	0	0
Dec. 20	Coppin State	3	0-0	.000	0-0	.000	0-0	.000	0-0-0	0	0	0	0	0	0
Dec. 23	Nevada	12	0-0	.000	0-0	.000	0-0	.000	0-1-1	1	1	0	0	1	0
Dec. 27	at Fresno State	11	0-0	.000	0-0	.000	3-4	.750	0-2-2	2	1	0	0	0	3
Dec. 31	Michigan	3	0-0	.000	0-0	.000	0-0	.000	0-0-0	0	0	0	0	0	0
Jan. 3	at Ohio State*	16	0-2	.000	0-2	.000	0-0	.000	0-0-0	0	2	0	0	0	0
Jan. 8	at Michigan State	12	0-1	.000	0-1	.000	0-0	.000	0-1-1	1	0	0	0	0	0
Jan. 14	Penn State	12	0-0	.000	0-0	.000	1-2	.500	0-2-2	2	0	1	0	1	1
Jan. 17	Northwestern	22	0-0	.000	0-0	.000	0-0	.000	0-2-2	3	2	0	0	1	0
Jan. 21	at Illinois	6	0-0	.000	0-0	.000	0-0	.000	0-0-0	2	0	0	0	0	0
Jan. 25	Indiana	9	0-0	.000	0-0	.000	0-0	.000	1-2-3	0	0	0	0	0	0
Jan. 27	at Minnesota	13	0-2	.000	0-1	.000	0-0	.000	0-4-4	1	2	1	0	0	0
Jan. 31	at Purdue	6	0-1	.000	0-0	.000	2-2	1.000	0-1-1	1	5	1	0	0	2
Feb. 3	Iowa*	31	0-1	.000	0-1	.000	2-2	1.000	0-1-1	4	2	2	0	3	2
Feb. 7	Illinois*	21	0-2	.000	0-2	.000	0-0	.000	0-1-1	1	1	1	1	0	0
Feb. 11	at Northwestern	11	0-1	.000	0-0	.000	0-0	.000	0-0-0	3	0	0	0	0	0
Feb. 14	at Penn State	4	0-0	.000	0-0	.000	0-1	.000	0-0-0	0	0	0	0	0	0
Feb. 18	UW-Milwaukee	6	0-0	.000	0-0	.000	0-0	.000	0-0-0	2	0	0	0	0	0
Feb. 21	Michigan State	5	0-0	.000	0-0	.000	0-0	.000	0-0-0	0	0	1	0	0	0
Feb. 25	Ohio State	8	0-1	.000	0-1	.000	0-0	.000	0-0-0	1	0	0	0	0	0
Feb. 28	at Michigan	16	2-2	1.000	0-0	.000	0-0	.000	0-0-0	2	2	2	0	0	4
March 5	vs. Penn State (Big Ten)	1	0-0	.000	0-0	.000	0-0	.000	0-0-0	0	0	1	0	0	0
March 6	vs. Illinois (Big Ten)	2	0-0	.000	0-0	.000	0-0	.000	0-0-0	1	0	0	0	0	0

Ty Calderwood

1996-97

DATE	OPPONENT	MIN	FG-FGA	PCT.	3P-3PA	PCT.	FT-FTA	PCT.	Reb. O-D-T	PF	A	TO	BK	ST	PTS
Nov. 23	vs. Memphis	23	0-5	.000	0-4	.000	0-0	.000	1-3-4	0	3	0	0	2	0
Nov. 30	UNC-Wilmington*	28	2-5	.400	2-4	.500	0-0	.000	0-4-4	0	6	1	0	4	6
Dec. 4	at Temple*	43	4-7	.571	3-4	.750	0-0	.000	0-5-5	4	7	4	1	4	11
Dec. 7	Brown*	34	3-5	.600	2-3	.667	0-0	.000	1-3-4	1	3	1	0	5	8
Dec. 10	UW-Milwaukee*	39	1-2	.500	1-2	.500	4-4	1.000	1-2-3	0	8	3	0	0	7
Dec. 14	at St. Bonaventure*	38	0-2	.000	0-1	.000	14-18	.778	0-5-5	3	6	2	0	1	14
Dec. 23	Providence*	29	3-6	.500	2-4	.500	4-5	.800	0-2-2	4	2	4	0	3	12
Dec. 26	Ball State*	35	0-3	.000	0-3	.000	2-2	1.000	0-4-4	3	1	5	1	2	2
Jan. 2	at Minnesota	25	1-3	.333	0-2	.000	1-2	.500	0-2-2	2	4	3	0	0	3
Jan. 4	Indiana*	37	5-13	.385	1-6	.167	0-1	.000	1-2-3	4	6	0	0	1	11
Jan. 9	Michigan State*	40	1-6	.167	1-6	.167	0-0	.000	0-1-1	3	1	3	0	2	3
Jan. 11	at Iowa*	31	0-2	.000	0-2	.000	0-0	.000	1-3-4	4	5	2	1	2	0
Jan. 18	Penn State*	31	4-6	.667	1-1	1.000	4-4	1.000	2-0-2	4	5	3	0	4	13

Game-by-Game Statistics, cont.

Jan. 22	at Purdue*	36	6-9	.667	2-4	.500	0-0	.000	0-2-2	2	4	4	0	2	14
Jan. 25	at Illinois*	33	5-6	.833	3-3	1.000	4-5	.800	0-4-4	4	5	6	0	1	17
Jan. 29	Northwestern*	37	2-8	.250	0-2	.000	4-6	.667	0-4-4	1	3	2	0	5	8
Feb. 1	at Ohio State*	32	1-10	.100	1-8	.125	0-0	.000	1-2-3	3	2	5	0	2	3
Feb. 6	Michigan*	24	4-9	.444	3-7	.429	2-2	1.000	2-2-4	2	2	2	0	0	13
Feb. 8	at Northwestern*	37	4-10	.400	1-5	.200	3-5	.600	0-1-1	2	5	2	0	4	12
Feb. 12	Illinois*	34	2-11	.182	2-8	.250	1-2	.500	0-3-3	4	1	2	0	4	7
Feb. 15	Purdue*	35	5-11	.455	3-4	.750	4-4	1.000	1-2-3	3	4	2	0	3	17
Feb. 19	at Penn State*	29	2-12	.167	2-7	.286	2-2	1.000	1-1-2	1	1	3	0	4	8
Feb. 26	Iowa*	38	3-10	.300	2-6	.333	0-0	.000	0-1-1	3	2	1	2	1	8
March 1	at Michigan State*	25	0-4	.000	0-3	.000	0-0	.000	0-2-2	3	5	0	0	1	0
March 5	at Indiana*	33	4-11	.364	1-4	.250	4-5	.800	2-2-4	3	5	2	0	1	13
March 8	Minnesota*	37	6-15	.400	3-8	.375	4-4	1.000	2-2-4	3	3	3	0	2	19
March 14	vs. Texas (NCAA)	23	3-11	.273	3-6	.500	0-1	.000	3-4-7	5	2	3	0	3	9

Duany Duany

1995-96

DATE	OPPONENT	MIN	FG-FGA	PCT.	3P-3PA	PCT.	FT-FTA	PCT.	Reb. O-D-T	PF	A	TO	BK	ST	PTS
Nov. 21	UCLA (Maui)	5	1-2	.500	1-1	1.000	0-0	.000	0-1-1	0	0	0	0	0	3
Nov. 22	Chaminade (Maui)	17	3-5	.600	2-3	.667	4-4	1.000	0-2-2	1	0	0	0	0	12

1996-97

DATE	OPPONENT	MIN	FG-FGA	PCT.	3P-3PA	PCT.	FT-FTA	PCT.	Reb. O-D-T	PF	A	TO	BK	ST	PTS
Nov. 23	vs. Memphis	3	0-0	.000	0-0	.000	0-0	.000	0-0-0	0	0	0	0	0	0
Nov. 30	UNC-Wilmington*	26	4-7	.571	3-5	.600	0-0	.000	0-4-4	1	1	2	0	0	11
Dec. 4	at Temple*	15	0-2	.000	0-1	.000	0-0	.000	0-2-2	0	0	2	0	0	0
Dec. 10	UW-Milwaukee	18	2-5	.400	0-2	.000	0-0	.000	0-1-1	1	2	2	0	0	4
Dec. 14	at St. Bonaventure	3	0-1	.000	0-1	.000	0-0	.000	0-1-1	0	0	0	0	0	0
Dec. 23	Providence	28	1-7	.143	1-4	.250	2-2	1.000	0-1-1	1	2	3	0	0	5
Dec. 26	Ball State	9	2-4	.500	0-2	.000	0-1	.000	0-0-0	3	0	3	0	0	4
Dec. 31	at Marquette*	33	4-8	.500	4-6	.667	2-2	1.000	1-1-2	2	0	1	0	0	14
Jan. 2	at Minnesota*	15	1-5	.200	0-3	.000	0-0	.000	0-2-2	0	1	3	0	1	2
Jan. 4	Indiana	23	2-7	.286	1-3	.333	0-0	.000	0-1-1	0	1	1	0	0	5
Jan. 9	Michigan State	19	2-6	.333	1-5	.200	0-0	.000	1-0-1	1	1	0	0	0	5
Jan. 11	at Iowa	20	3-11	.273	2-8	.250	2-5	.400	0-1-1	2	0	1	0	0	10
Jan. 18	Penn State*	21	2-11	.182	1-5	.200	2-2	1.000	0-2-2	1	1	2	0	1	7
Jan. 22	at Purdue*	25	2-8	.250	1-4	.250	3-5	.600	0-1-1	2	1	0	0	1	8
Jan. 25	at Illinois*	34	7-9	.778	5-5	1.000	1-4	.250	0-3-3	1	0	1	0	0	20
Jan. 29	Northwestern*	25	2-9	.222	0-4	.000	0-1	.000	1-2-3	4	0	0	0	0	4
Feb. 1	at Ohio State*	18	0-6	.000	0-3	.000	0-0	.000	0-2-2	1	0	1	0	0	0
Feb. 6	Michigan	18	0-3	.000	0-1	.000	0-2	.000	0-1-1	0	0	0	0	0	0
Feb. 8	at Northwestern	11	3-4	.750	3-4	.750	0-0	.000	0-3-3	1	0	1	1	0	9
Feb. 12	Illinois	13	2-6	.333	2-6	.333	1-2	.500	0-2-2	1	1	0	0	0	7
Feb. 15	Purdue	6	0-0	.000	0-0	.000	0-0	.000	0-0-0	1	0	1	0	0	0
Feb. 19	at Penn State	17	4-7	.571	2-4	.500	0-0	.000	0-3-3	2	0	2	0	3	10
Feb. 26	Iowa	18	2-5	.400	2-4	.500	1-3	.333	0-2-2	3	0	1	0	0	7
March 1	at Michigan State	14	0-3	.000	0-2	.000	1-3	.333	0-1-1	0	0	0	0	0	1
March 5	at Indiana	15	2-7	.286	0-3	.000	0-0	.000	0-0-0	1	0	2	0	0	4
March 8	Minnesota	4	0-0	.000	0-0	.000	0-0	.000	0-0-0	1	0	0	0	0	0
March 14	vs. Texas (NCAA)	8	0-1	.000	0-1	.000	0-2	.000	0-0-0	1	0	0	0	0	0

1997-98

DATE	OPPONENT	MIN	FG-FGA	PCT.	3P-3PA	PCT.	FT-FTA	PCT.	Reb. O-D-T	PF	A	TO	BK	ST	PTS
Nov. 14	Marquette	8	1-2	.500	0-0	.000	0-0	.000	1-1-2	0	0	0	0	0	2
Nov. 18	Illinois State	DNP													
Nov. 24	at Pepperdine	15	1-6	.167	1-5	.200	0-0	.000	0-0-0	0	0	1	0	0	3
Nov. 28	vs. Pacific	10	0-3	.000	0-2	.000	0-0	.000	1-1-2	0	0	0	0	0	0
Nov. 29	vs. Oklahoma	16	5-8	.625	2-5	.400	1-1	1.000	1-0-1	0	0	0	0	0	13
Nov. 30	vs. Montana	14	2-7	.286	0-3	.000	2-3	.667	0-0-0	0	1	0	0	1	6
Dec. 6	Temple	8	0-4	.000	0-4	.000	0-0	.000	1-1-2	0	0	0	0	0	0
Dec. 9	Toledo	11	1-2	.500	0-0	.000	0-0	.000	0-2-2	1	0	1	0	0	2
Dec. 13	at Ball State	29	6-11	.545	0-3	.000	1-4	.250	2-3-5	2	2	1	2	0	13
Dec. 20	Coppin State*	35	7-14	.500	1-5	.200	5-7	.714	1-7-8	1	1	0	3	3	20
Dec. 23	Nevada*	24	2-12	.167	0-6	.000	0-0	.000	1-2-3	1	0	1	0	1	4

Game-by-Game Statistics, cont.

Dec. 27	at Fresno State	14	2-4	.500	1-3	.333	0-0	.000	0-1-1	3	0	3	0	0	5
Dec. 31	Michigan	7	1-4	.250	1-2	.500	0-0	.000	0-1-1	1	0	2	1	0	3
Jan. 3	at Ohio State	3	0-0	.000	0-0	.000	0-0	.000	0-0-0	0	0	0	0	0	0
Jan. 8	at Michigan State	3	0-0	.000	0-0	.000	0-0	.000	0-0-0	1	0	1	0	0	0
Jan. 14	Penn State	22	3-7	.429	1-3	.333	0-0	.000	0-0-0	0	0	3	1	1	7
Jan. 17	Northwestern	13	3-10	.300	2-8	.250	0-0	.000	1-0-1	1	1	2	0	1	8
Jan. 21	at Illinois	20	1-4	.250	1-4	.250	1-2	.500	1-0-1	1	0	1	0	0	4
Jan. 25	Indiana	14	1-7	.143	0-2	.000	2-4	.500	1-1-2	1	0	0	0	0	4
Jan. 27	at Minnesota	7	0-0	.000	0-0	.000	0-0	.000	0-1-1	1	0	2	0	0	0
Jan. 31	at Purdue	20	2-11	.182	1-6	.167	0-0	.000	2-1-3	4	1	1	0	0	5
Feb. 3	Iowa	18	3-6	.500	2-5	.400	0-0	.000	1-1-2	1	1	0	0	0	8
Feb. 7	Illinois	21	1-5	.200	0-2	.000	2-2	1.000	1-1-2	2	0	0	1	1	4
Feb. 11	at Northwestern*	27	1-6	.167	0-2	.000	4-4	1.000	2-2-4	1	0	0	1	0	6
Feb. 14	at Penn State	9	0-2	.000	0-1	.000	0-0	.000	0-1-1	1	1	0	0	0	0
Feb. 18	UW-Milwaukee	DNP													
Feb. 21	Michigan State	11	1-2	.500	1-2	.500	0-0	.000	0-3-3	1	0	1	0	0	3
Feb. 25	Ohio State	11	1-6	.167	1-3	.333	0-0	.000	1-1-2	3	0	2	0	0	3
Feb. 28	at Michigan	8	1-1	1.000	0-0	.000	0-0	.000	0-1-1	0	1	0	0	0	2
March 5	vs. Penn State (Big Ten)	10	1-3	.333	0-2	.000	0-0	.000	0-0-0	0	0	0	0	0	2
March 6	vs. Illinois (Big Ten)	13	1-3	.333	1-3	.333	0-0	.000	0-0-0	0	1	1	0	0	3

Mike Kelley

1997-98

DATE	OPPONENT	MIN	FG-FGA	PCT.	3P-3PA	PCT.	FT-FTA	PCT.	Reb.		PF	A	TO	BK	ST	PTS
									O-D-T							
Nov. 14	Marquette*	31	0-4	.000	0-0	.000	1-2	.500	1-5-6	4	3	3	0	0	1	
Nov. 18	Illinois State*	35	3-5	.600	0-0	.000	0-0	.000	0-2-2	4	0	3	0	0	6	
Nov. 24	at Pepperdine*	25	0-3	.000	0-3	.000	0-1	.000	0-2-2	2	5	1	0	1	0	
Nov. 28	vs. Pacific*	31	3-8	.375	0-1	.000	0-0	.000	0-1-1	5	2	0	0	1	6	
Nov. 29	vs. Oklahoma*	28	1-2	.500	0-0	.000	4-5	.800	0-1-1	5	1	1	1	3	6	
Nov. 30	vs. Montana*	31	4-6	.667	1-1	1.000	0-1	.000	1-3-4	2	2	2	0	3	9	
Dec. 6	Temple*	33	0-4	.000	0-2	.000	0-0	.000	0-0-0	5	1	1	1	0	0	
Dec. 9	Toledo*	29	2-2	1.000	0-0	.000	3-3	1.000	0-0-0	5	5	1	0	3	7	
Dec. 13	at Ball State*	31	2-3	.667	0-0	.000	2-2	1.000	0-0-0	3	0	2	1	0	6	
Dec. 20	Coppin State	19	0-1	.000	0-1	.000	3-4	.750	0-1-1	2	0	1	0	3	3	
Dec. 23	Nevada	25	1-5	.200	0-3	.000	0-0	.000	1-1-2	0	1	1	0	3	2	
Dec. 27	at Fresno State*	30	0-3	.000	0-0	.000	0-0	.000	0-3-3	5	5	0	0	1	0	
Dec. 31	Michigan*	30	4-5	.800	3-3	1.000	1-1	1.000	0-4-4	3	1	1	1	3	12	
Jan. 3	at Ohio State*	27	3-5	.600	2-3	.667	0-0	.000	0-2-2	4	1	0	0	3	8	
Jan. 8	at Michigan State*	21	1-3	.333	1-1	1.000	1-2	.500	0-1-1	4	2	1	0	1	4	
Jan. 14	Penn State*	32	2-2	1.000	1-1	1.000	2-2	1.000	0-3-3	3	3	0	0	4	7	
Jan. 17	Northwestern*	37	1-2	.500	0-1	.000	2-2	1.000	0-1-1	2	2	1	0	3	4	
Jan. 21	at Illinois*	34	3-5	.600	0-2	.000	0-0	.000	0-1-1	2	3	3	0	3	6	
Jan. 25	Indiana*	33	0-2	.000	0-1	.000	0-0	.000	1-3-4	4	0	1	0	1	0	
Jan. 27	at Minnesota*	24	0-1	.000	0-1	.000	0-0	.000	0-0-0	3	3	0	0	3	0	
Jan. 31	at Purdue*	32	0-2	.000	0-1	.000	0-0	.000	0-1-1	2	2	1	0	1	0	
Feb. 3	Iowa*	23	3-7	.429	1-3	.333	6-6	1.000	1-3-4	5	0	1	0	3	13	
Feb. 7	Illinois*	32	1-4	.250	0-2	.000	0-0	.000	2-0-2	3	1	2	0	1	2	
Feb. 11	at Northwestern*	21	1-4	.250	0-1	.000	0-0	.000	1-1-2	3	2	2	0	3	2	
Feb. 14	at Penn State*	21	1-3	.333	0-0	.000	0-0	.000	1-1-2	3	1	1	0	0	2	
Feb. 18	UW-Milwaukee*	28	0-2	.000	0-2	.000	0-0	.000	0-2-2	5	0	3	0	4	0	
Feb. 21	Michigan State*	32	0-1	.000	0-1	.000	1-2	.500	1-2-3	1	2	0	0	3	1	
Feb. 25	Ohio State*	24	1-3	.333	1-2	.500	2-2	1.000	0-4-4	5	4	0	0	0	5	
Feb. 28	at Michigan*	26	2-5	.400	1-2	.500	1-2	.500	2-1-3	4	2	4	0	1	6	
March 5	vs. Penn State* (Big Ten)	16	0-1	.000	0-0	.000	0-0	.000	0-0-0	3	1	2	0	1	0	
March 6	vs. Illinois* (Big Ten)	29	5-5	1.000	0-0	.000	1-1	1.000	0-2-2	1	0	0	0	2	11	

Andy Kowske

1997-98

DATE	OPPONENT	MIN	FG-FGA	PCT.	3P-3PA	PCT.	FT-FTA	PCT.	Reb.		PF	A	TO	BK	ST	PTS
									O-D-T							
Nov. 14	Marquette	13	1-2	.500	0-0	.000	1-2	.500	1-1-2	4	1	1	1	0	4	
Nov. 18	Illinois State	14	3-5	.600	0-0	.000	0-1	.000	1-1-2	2	0	1	0	0	6	

Game-by-Game Statistics, cont.

Nov. 24	at Pepperdine	17	4-6	.667	0-0	.000	4-5	.800	2-2-4	3	0	1	0	2	12
Nov. 28	vs. Pacific*	16	3-4	.750	0-0	.000	2-2	1.000	1-1-2	4	2	0	0	0	8
Nov. 29	vs. Oklahoma*	12	0-0	.000	0-0	.000	0-0	.000	0-1-1	2	0	1	0	0	0
Nov. 30	vs. Montana	15	2-3	.667	0-0	.000	0-0	.000	0-3-3	2	0	2	0	0	4
Dec. 6	Temple	11	0-1	.000	0-0	.000	0-0	.000	1-2-3	2	0	0	1	0	0
Dec. 9	Toledo	30	3-7	.429	0-0	.000	3-7	.429	2-4-6	0	1	0	2	0	9
Dec. 13	at Ball State*	10	0-0	.000	0-0	.000	2-2	1.000	0-1-1	0	0	1	1	0	2
Dec. 20	Coppin State	14	4-5	.800	0-0	.000	2-2	1.000	0-1-1	0	0	0	1	0	10
Dec. 23	Nevada*	22	3-5	.600	0-0	.000	1-1	1.000	5-2-7	1	0	0	1	1	7
Dec. 27	at Fresno State	16	2-3	.667	0-0	.000	3-4	.750	2-8-10	0	0	2	1	1	7
Dec. 31	Michigan	9	0-1	.000	0-0	.000	0-0	.000	0-2-2	1	0	0	0	0	0
Jan. 3	at Ohio State	9	1-2	.500	0-0	.000	0-0	.000	1-1-2	0	1	1	0	0	2
Jan. 8	at Michigan State	18	4-7	.571	0-0	.000	0-0	.000	1-3-4	1	0	2	0	2	8
Jan. 14	Penn State	13	2-3	.667	0-0	.000	0-0	.000	0-3-3	5	0	0	0	1	4
Jan. 17	Northwestern	18	2-2	1.000	0-0	.000	2-4	.500	1-3-4	4	0	1	0	1	6
Jan. 21	at Illinois	17	1-2	.500	0-0	.000	1-2	.500	0-3-3	1	0	1	0	0	3
Jan. 25	Indiana	12	0-3	.000	0-0	.000	0-0	.000	0-3-3	1	0	0	0	0	0
Jan. 27	at Minnesota	20	0-1	.000	0-0	.000	0-2	.000	0-4-4	2	0	1	1	0	0
Jan. 31	at Purdue	23	2-5	.400	0-0	.000	0-0	.000	1-1-2	3	1	2	0	0	4
Feb. 3	Iowa*	24	2-4	.500	0-0	.000	4-7	.571	2-2-4	5	0	0	0	0	8
Feb. 7	Illinois*	28	4-9	.444	0-0	.000	2-3	.667	1-4-5	4	0	2	3	1	10
Feb. 11	at Northwestern*	20	3-8	.375	0-0	.000	0-0	.000	3-5-8	4	1	3	0	0	6
Feb. 14	at Penn State*	31	3-7	.429	0-0	.000	4-5	.800	2-5-7	4	1	2	2	0	10
Feb. 18	UW-Milwaukee*	24	3-6	.500	0-0	.000	1-2	.500	2-3-5	4	1	0	2	0	7
Feb. 21	Michigan State*	26	2-3	.667	0-0	.000	2-2	1.000	1-4-5	3	0	4	0	0	6
Feb. 25	Ohio State	24	1-2	.500	0-0	.000	4-4	1.000	3-2-5	2	0	0	1	0	6
Feb. 28	at Michigan*	21	1-3	.333	0-0	.000	0-0	.000	2-0-2	5	3	1	0	0	2
March 5	vs. Penn State* (Big Ten)	26	0-4	.000	0-0	.000	3-4	.750	1-5-6	1	0	1	1	0	3
March 6	vs. Illinois* (Big Ten)	31	2-4	.500	0-0	.000	0-0	.000	2-2-4	1	2	0	0	1	4

Maurice Linton

1997-98

DATE	OPPONENT	MIN	FG-FGA	PCT.	3P-3PA	PCT.	FT-FTA	PCT.	Reb. O-D-T	PF	A	TO	BK	ST	PTS
Nov. 14	Marquette	3	0-0	.000	0-0	.000	0-0	.000	0-0-0	0	0	0	0	0	0
Nov. 18	Illinois State	4	0-0	.000	0-0	.000	0-0	.000	0-0-0	0	1	1	0	0	0
Nov. 24	at Pepperdine	2	0-0	.000	0-0	.000	0-0	.000	0-0-0	0	0	0	0	0	0
Nov. 28	vs. Pacific*	26	2-6	.333	0-0	.000	0-0	.000	1-2-3	2	3	3	0	0	4
Nov. 29	vs. Oklahoma	DNP													
Nov. 30	vs. Montana	6	1-1	1.000	0-0	.000	0-2	.000	0-0-0	2	0	1	0	0	2
Dec. 6	Temple	DNP													
Dec. 9	Toledo	2	0-0	.000	0-0	.000	0-0	.000	0-0-0	0	0	1	0	0	0
Dec. 13	at Ball State	DNP													
Dec. 20	Coppin State	DNP													
Dec. 23	Nevada	DNP													
Dec. 27	at Fresno State	DNP													
Dec. 31	Michigan	1	0-1	.000	0-0	.000	0-0	.000	0-0-0	0	0	0	0	0	0
Jan. 3	at Ohio State	DNP													
Jan. 8	at Michigan State	7	0-3	.000	0-1	.000	0-0	.000	0-0-0	0	0	1	0	0	0
Jan. 14	Penn State	5	1-2	.500	0-0	.000	0-0	.000	0-0-0	2	0	0	0	0	2
Jan. 17	Northwestern	2	0-1	.000	0-0	.000	0-0	.000	0-0-0	0	0	0	0	0	0
Jan. 21	at Illinois	1	0-0	.000	0-0	.000	0-0	.000	0-0-0	0	0	0	0	0	0
Jan. 25	Indiana	3	1-2	.500	0-0	.000	0-0	.000	0-0-0	0	0	0	0	0	2
Jan. 27	at Minnesota	1	0-0	.000	0-0	.000	0-0	.000	0-0-0	0	0	0	0	0	0
Jan. 31	at Purdue	4	1-3	.333	1-1	1.000	1-2	.500	0-0-0	0	0	2	0	0	4
Feb. 3	Iowa	DNP													
Feb. 7	Illinois	DNP													
Feb. 11	at Northwestern	DNP													
Feb. 14	at Penn State	14	1-2	.500	0-0	.000	1-2	.500	1-2-3	4	0	0	1	0	3
Feb. 18	UW-Milwaukee	15	1-4	.250	0-0	.000	0-0	.000	2-0-2	1	0	0	1	0	2
Feb. 21	Michigan State	16	0-1	.000	0-1	.000	5-6	.833	1-2-3	2	1	1	0	0	5
Feb. 25	Ohio State	7	1-3	.333	0-0	.000	0-0	.000	0-2-2	0	0	1	0	0	2
Feb. 28	at Michigan*	30	6-8	.750	0-0	.000	3-4	.750	1-6-7	2	2	4	0	0	15
March 5	vs. Penn State* (Big Ten)	30	5-10	.500	0-0	.000	2-3	.667	2-3-5	0	1	1	0	0	12
March 6	vs. Illinois* (Big Ten)	27	0-4	.000	0-0	.000	0-0	.000	0-4-4	2	0	2	0	0	0

Game-by-Game Statistics, cont.

Sean Mason

1994-95

DATE	OPPONENT	MIN	FG-FGA	PCT.	3P-3PA	PCT.	FT-FTA	PCT.	Reb. O-D-T	PF	A	TO	BK	ST	PTS
Nov. 26	at Wright State	8	1-1	1.000	0-0	.000	0-2	.000	0-2-2	1	0	1	0	0	2
Nov. 30	UW-Green Bay	4	0-0	.000	0-0	.000	0-0	.000	0-0-0	0	0	1	0	0	0
Dec. 3	Texas Tech	12	1-4	.250	1-1	1.000	0-0	.000	1-1-2	1	0	1	1	1	3
Dec. 6	Valparaiso	14	1-2	.500	1-2	.500	0-0	.000	1-1-2	2	1	4	0	0	3
Dec. 10	at Eastern Michigan	10	2-8	.250	2-6	.333	1-2	.500	1-2-3	5	0	2	0	1	7
Dec. 23	Loyola-Marymount	19	5-8	.625	2-4	.500	2-2	1.000	1-1-2	1	1	3	2	0	14
Dec. 27	at Stanford	23	2-7	.286	1-4	.250	4-6	.667	1-0-1	5	0	2	0	0	9
Dec. 31	at Marquette	15	2-7	.286	2-5	.400	1-2	.500	1-0-1	4	1	2	0	0	7
Jan. 4	Michigan State	14	1-4	.250	1-2	.500	0-0	.000	0-1-1	2	1	1	0	0	3
Jan. 7	at Indiana	24	3-7	.429	1-3	.333	0-2	.000	1-2-3	0	1	2	0	3	7
Jan. 11	at Ohio State	13	1-2	.500	0-0	.000	0-1	.000	0-2-2	4	1	2	0	0	2
Jan. 14	Minnesota	11	0-3	.000	0-2	.000	0-0	.000	1-2-3	1	0	6	0	0	0
Jan. 21	at Iowa	9	0-0	.000	0-0	.000	2-2	1.000	0-0-0	3	3	3	1	0	2
Jan. 26	Penn State	14	0-5	.000	0-3	.000	0-0	.000	1-2-3	2	1	0	0	2	0
Jan. 28	Northwestern	13	2-6	.333	0-1	.000	0-0	.000	0-1-1	4	0	0	1	0	4
Feb. 1	at Michigan	21	4-8	.500	3-4	.750	2-5	.400	0-5-5	1	0	5	0	0	13
Feb. 4	Illinois	22	2-4	.500	1-3	.333	0-0	.000	0-1-1	3	2	2	0	0	5
Feb. 11	Michigan	19	1-4	.250	1-2	.500	6-6	1.000	0-3-3	0	0	0	1	0	9
Feb. 15	at Northwestern	26	2-9	.222	1-3	.333	1-2	.500	1-5-6	1	1	3	0	1	6
Feb. 18	at Penn State	22	3-7	.429	2-3	.667	0-0	.000	0-0-0	3	2	2	0	0	8
Feb. 22	Iowa	15	1-3	.333	0-2	.000	0-1	.000	0-5-5	3	1	4	0	2	2
Feb. 26	at Purdue	20	2-6	.333	1-2	.500	1-2	.500	0-0-0	2	2	2	0	0	6
March 4	Ohio State	17	2-5	.400	0-3	.000	2-2	1.000	0-1-1	3	0	2	0	0	6
March 8	Indiana	3	0-3	.000	0-2	.000	0-0	.000	0-0-0	1	0	0	0	0	0
March 11	at Michigan State	14	3-9	.333	1-5	.200	1-2	.500	0-2-2	1	2	1	0	0	8

1995-96

DATE	OPPONENT	MIN	FG-FGA	PCT.	3P-3PA	PCT.	FT-FTA	PCT.	Reb. O-D-T	PF	A	TO	BK	ST	PTS
Nov. 20	Villanova (Maui)*	26	4-9	.444	1-3	.333	0-1	.000	0-3-3	5	0	2	0	1	9
Nov. 21	UCLA (Maui)*	33	2-7	.286	0-3	.000	3-4	.750	0-0-0	1	3	3	0	1	7
Nov. 22	Chaminade (Maui)*	24	0-1	.000	0-1	.000	0-0	.000	0-3-3	1	5	1	0	0	0
Nov. 28	Northeastern Illinois*	31	3-7	.429	1-1	1.000	3-4	.750	1-2-3	3	2	3	2	2	10
Dec. 2	Temple*	36	3-8	.375	1-5	.200	4-4	1.000	1-5-6	4	2	3	2	1	11
Dec. 5	at Wright State*	28	1-5	.200	1-2	.500	2-2	1.000	1-1-2	2	2	3	0	1	5
Dec. 9	St. Bonaventure*	17	0-4	.000	0-4	.000	0-0	.000	1-0-1	0	0	1	0	1	0
Dec. 11	at Providence	17	0-6	.000	0-0	.000	1-2	.500	0-0-0	2	1	2	0	0	1
Dec. 14	Valparaiso	20	6-9	.667	0-0	.000	1-1	1.000	1-2-3	2	1	1	0	2	13
Dec. 23	UW-Milwaukee	27	7-11	.636	2-4	.500	4-4	1.000	1-3-4	1	0	2	1	2	20
Dec. 28	Eastern Illinois*	22	6-7	.857	3-3	1.000	3-3	1.000	0-4-4	2	4	3	0	2	18
Dec. 31	Marquette*	33	1-11	.091	0-3	.000	7-8	.875	1-1-2	4	2	0	0	1	9
Jan. 3	Michigan*	26	4-8	.500	1-2	.500	0-0	.000	0-0-0	2	0	3	1	1	9

1996-97

DATE	OPPONENT	MIN	FG-FGA	PCT.	3P-3PA	PCT.	FT-FTA	PCT.	Reb. O-D-T	PF	A	TO	BK	ST	PTS
Nov. 23	Memphis*	31	1-8	.125	0-1	.000	4-5	.800	2-1-3	3	1	4	2	2	6
Nov. 30	UNC-Wilmington*	19	4-8	.500	2-3	.667	3-5	.600	0-1-1	2	1	1	0	3	13
Dec. 4	at Temple*	30	4-9	.444	1-5	.200	9-10	.900	1-6-7	2	3	3	0	0	18
Dec. 7	Brown*	1	0-0	.000	0-0	.000	0-0	.000	0-0-0	0	0	1	0	0	0

1997-98

DATE	OPPONENT	MIN	FG-FGA	PCT.	3P-3PA	PCT.	FT-FTA	PCT.	Reb. O-D-T	PF	A	TO	BK	ST	PTS
Nov. 14	Marquette*	34	6-15	.400	1-5	.200	5-9	.556	0-4-4	1	3	5	0	2	18
Nov. 18	Illinois State*	32	6-10	.600	1-4	.250	7-8	.875	0-2-2	5	0	3	0	0	20
Nov. 24	at Pepperdine*	24	6-10	.600	2-5	.400	7-8	.875	1-1-2	4	1	3	0	0	21
Nov. 28	vs. Pacific*	26	4-6	.667	2-4	.500	1-1	1.000	1-2-3	4	1	4	0	0	11
Nov. 29	vs. Oklahoma*	30	4-12	.333	2-7	.286	7-10	.700	1-4-5	2	1	2	1	0	17
Nov. 30	vs. Montana*	21	5-11	.455	1-3	.333	5-5	1.000	0-1-1	2	2	1	0	0	16
Dec. 6	Temple*	35	6-16	.375	2-5	.400	4-4	1.000	2-6-8	4	1	7	2	0	18
Dec. 9	Toledo*	32	8-17	.471	1-5	.200	2-3	.667	2-3-5	4	0	3	1	0	19

Game-by-Game Statistics, cont.




Dec. 13	at Ball State*	17	1-10	.100	1-6	.167	3-4	.750	2-1-3	2	0	6	0	0	6
Dec. 20	Coppin State*	26	4-8	.500	1-3	.333	3-4	.750	1-3-4	2	4	2	0	1	12
Dec. 23	Nevada*	34	4-9	.444	3-4	.750	3-5	.600	0-2-2	1	0	4	0	0	14
Dec. 27	at Fresno State*	30	5-11	.455	1-4	.250	6-7	.857	3-5-8	4	2	6	0	0	17
Dec. 31	Michigan*	29	4-11	.364	3-6	.500	0-1	.000	0-2-2	2	2	1	0	1	11
Jan. 3	at Ohio State*	27	2-6	.333	0-1	.000	13-13	1.000	1-3-4	3	4	2	0	2	17
Jan. 8	at Michigan State	22	0-4	.000	0-1	.000	2-2	1.000	0-0-0	2	0	4	0	1	2
Jan. 14	Penn State*	25	6-13	.462	0-2	.000	0-0	.000	0-2-2	2	3	2	1	1	12
Jan. 17	Northwestern*	27	6-9	.667	2-4	.500	4-4	1.000	0-3-3	2	2	1	0	0	18
Jan. 21	at Illinois*	24	3-12	.250	2-4	.500	0-1	.000	0-1-1	4	0	2	0	0	8
Jan. 25	Indiana*	32	9-23	.391	2-8	.250	1-2	.500	2-2-4	4	3	2	0	1	21
Jan. 27	at Minnesota*	35	7-17	.412	4-8	.500	6-6	1.000	1-6-7	2	1	4	0	1	24
Jan. 31	at Purdue*	27	6-11	.545	1-4	.250	2-2	1.000	1-4-5	2	2	5	3	0	15
Feb. 3	Iowa*	29	3-11	.273	2-8	.250	6-6	1.000	0-1-1	2	1	3	0	1	14
Feb. 7	Illinois*	33	3-14	.214	1-8	.125	3-6	.500	0-3-3	3	1	3	1	0	10
Feb. 11	at Northwestern*	32	1-10	.100	0-4	.000	2-3	.667	1-4-5	3	2	2	0	2	4
Feb. 14	at Penn State	26	7-13	.538	4-9	.444	12-12	1.000	1-2-3	4	1	4	2	0	30
Feb. 18	UW-Milwaukee*	34	7-20	.350	1-4	.250	9-12	.750	1-5-6	2	3	0	1	1	24
Feb. 21	Michigan State*	30	4-15	.267	2-8	.250	4-4	1.000	0-1-1	4	0	3	0	0	14
Feb. 25	Ohio State*	27	5-13	.385	3-8	.375	3-6	.500	4-1-5	5	0	4	0	0	16
Feb. 28	at Michigan*	26	9-13	.692	6-8	.750	4-4	1.000	0-1-1	0	1	2	0	0	28
March 5	vs. Penn State (Big Ten)	31	7-17	.412	2-5	.400	1-1	1.000	0-2-2	1	1	2	0	0	17
March 6	vs. Illinois (Big Ten)	26	1-11	.091	1-6	.167	3-4	.750	1-3-4	5	4	4	1	0	6

Mark Vershaw


1997-98

DATE	OPPONENT	MIN	FG-FGA	PCT.	3P-3PA	PCT.	FT-FTA	PCT.	Reb. O-D-T	PF	A	TO	BK	ST	PTS
Nov. 14	Marquette	22	0-3	.000	0-1	.000	3-7	.429	1-5-6	2	1	2	0	1	3
Nov. 18	Illinois State	28	4-4	1.000	0-0	.000	4-6	.667	1-2-3	2	3	2	0	0	12
Nov. 24	at Pepperdine	19	2-6	.333	0-0	.000	0-2	.000	1-1-2	0	2	0	1	1	4
Nov. 28	vs. Pacific	25	2-4	.500	0-1	.000	0-0	.000	4-0-4	1	1	4	0	0	4
Nov. 29	vs. Oklahoma	13	2-2	1.000	0-0	.000	2-2	1.000	0-1-1	2	1	0	0	0	6
Nov. 30	vs. Montana	20	0-0	.000	0-0	.000	1-2	.500	0-6-6	4	4	0	0	0	1
Dec. 6	Temple	31	6-10	.600	0-1	.000	6-6	1.000	2-4-6	1	1	0	1	0	18
Dec. 9	Toledo*	29	2-6	.333	0-0	.000	2-2	1.000	2-1-3	1	4	3	0	1	6
Dec. 13	at Ball State	29	4-6	.667	0-0	.000	3-3	1.000	2-2-4	2	3	2	1	0	11
Dec. 20	Coppin State	23	1-3	.333	0-0	.000	2-4	.500	1-2-3	2	1	3	0	0	4
Dec. 23	Nevada	30	3-6	.500	0-0	.000	2-4	.500	2-1-3	1	3	2	1	0	8
Dec. 27	at Fresno State*	28	5-8	.625	0-0	.000	0-4	.000	0-2-2	2	2	3	1	1	10
Dec. 31	Michigan*	24	1-3	.333	0-1	.000	0-1	.000	0-1-1	3	3	0	0	0	2
Jan. 3	at Ohio State	25	3-5	.600	0-0	.000	1-2	.500	0-2-2	2	1	3	0	0	7
Jan. 8	at Michigan State	25	3-6	.500	0-0	.000	2-4	.500	3-0-3	2	2	3	0	0	8
Jan. 14	Penn State	17	2-3	.667	0-0	.000	0-0	.000	0-1-1	0	3	0	0	0	4
Jan. 17	Northwestern	16	1-3	.333	1-1	1.000	0-2	.000	1-2-3	0	1	0	0	1	3
Jan. 21	at Illinois	26	1-6	.167	0-1	.000	4-5	.800	1-2-3	2	3	0	1	0	6
Jan. 25	Indiana	20	1-5	.200	0-0	.000	4-4	1.000	0-2-2	3	4	2	0	0	6
Jan. 27	at Minnesota	19	2-8	.250	0-0	.000	0-0	.000	0-2-2	3	1	2	0	0	4
Jan. 31	at Purdue	10	0-0	.000	0-0	.000	0-0	.000	0-0-0	0	0	0	0	0	0
Feb. 3	Iowa	19	3-5	.600	1-1	1.000	0-1	.000	3-2-5	1	2	5	0	1	7
Feb. 7	Illinois	21	0-2	.000	0-0	.000	3-4	.750	1-1-2	1	0	2	0	0	3
Feb. 11	at Northwestern	23	4-9	.444	1-1	1.000	0-0	.000	4-4-8	3	1	1	1	0	9
Feb. 14	at Penn State*	15	0-4	.000	0-1	.000	0-0	.000	0-0-0	2	1	3	0	0	0
Feb. 18	UW-Milwaukee	8	2-3	.667	1-1	1.000	0-0	.000	0-0-0	0	0	0	0	0	5
Feb. 21	Michigan State	20	2-6	.333	0-0	.000	2-4	.500	0-2-2	0	0	0	1	2	6
Feb. 25	Ohio State	19	2-5	.400	0-0	.000	1-3	.333	1-0-1	2	2	0	0	1	5
Feb. 28	at Michigan	17	0-0	.000	0-0	.000	0-0	.000	2-0-2	2	1	0	0	0	0
March 5	vs. Penn State (Big Ten)	18	0-1	.000	0-0	.000	0-0	.000	1-1-2	1	0	1	0	0	0
March 6	vs. Illinois (Big Ten)	13	1-2	.500	0-0	.000	0-0	.000	1-0-1	1	1	2	0	1	2

*starter



1998-99 PERSONNEL



1998-99 PERSONNEL

IN THIS SECTION

69-74 Coach Dick Bennett

75 Brad Soderberg


76 Shawn Hood

77 Brian Hecker


78 Paul Costanzo

79-81 Support Staff

82-84 Administration



Coach Dick Bennett



Career Records

OVERALL: 407-233 (.636)

AT UW: 47-44 (.516)

4 NCAA TOURNAMENTS

3 NIT

3 NAIA TOURNAMENTS

"All he wanted you to be was the best you can be. I respect him more as a person and for what he tried to teach me about being a man than I do for what he taught me about basketball. If your best wasn't getting A's, then get B's and C's. Maximize your talent, no matter what it is. That's something, no matter what the situation, you can take with you. I'll take it to my grave."

Terry Porter, former Bennett player and currently of the Minnesota Timberwolves

It only stands to reason that, after a while, teams take on the personality and characteristics of their coach. That being the case, followers of Wisconsin basketball are among the most fortunate fans in America.

The Badger basketball program is in the hands of fourth-year coach Dick Bennett, who starts his 23rd season as a collegiate head coach in 1998-99.


Bennett has been written and talked about by everyone from former players and fellow coaches to family members, administrators and the media. They use the same words and phrases again and again.

Humility. Toughness. Integrity. Competitive. Intense. Passionate. Fundamentally sound. A great teacher.

Bennett has stamped the Wisconsin program with these personal and professional traits and Badger basketball continues to benefit.

In his first season he masterfully guided a team most felt would struggle to win 10 games to a 17-15 overall record and an appearance in the second round of the National Invitation Tournament. The 1995-96 Badgers were just the seventh team in school history to win at least 17 games. Leading the squad through numerous personnel hardships, Bennett set the Wisconsin record for victories in a season by a first-year coach. He became the first Badger coach to win his Big Ten debut since 1912 when Wisconsin defeated Michigan on Jan. 3, 1996.

Bennett endured no sophomore jinx in his second campaign. Rather, he coached the Badgers to the



school's second NCAA Tournament appearance in 50 years, the school's highest Big Ten win total (11) since 1941 and the UW's highest regular-season victory total (18) since 1915-16. The '96-97 Badgers finished first in the Big Ten and fourth nationally in both scoring defense and field goal percentage defense. The team put together the school's first six-game conference winning streak since 1951.

Last season, with four true freshmen playing full-time and three starters missing from the previous year, the Badgers slipped to 12-19 overall and 3-13 in the Big Ten.

In his three seasons at Wisconsin, Bennett owns a

47-44 (.516) record. He has coached the Badgers to more wins in his first three years than any other Wisconsin coach. He and Stu Jackson are the only two coaches in Badger history to take teams to back-to-back postseason tournaments.

The *Seattle Post-Intelligencer* conducted a survey of 113 college basketball coaches at the 1995 Final Four and found that Bennett ranked No. 2 nationally when coaches were asked to "name the head coach who regularly does the best job under the most difficult circumstances." The survey also showed that Bennett's peers felt that only Indiana's Bob Knight, North Carolina's Dean Smith and Duke's Mike Krzyzewski

Coach Dick Bennett, cont.

ranked ahead of him on the national scene when it comes to "strategizing the game." Bennett received votes when coaches were asked "whom would you like to see as coach of the 1996 U.S. Olympic men's basketball team."

Bennett came to Wisconsin from UW-Green Bay, where he spent 10 seasons guiding the Phoenix into the national spotlight and solidifying his reputation for coaching over-achievers.

He inherited a UWGB team that was 4-24 the year before he arrived and, after his first squad went 5-23,

guided the Phoenix to a 15-14 mark in 1986-87. It was just three more years before Bennett and the Phoenix jumped into the national picture with a 24-8 mark in 1989-90. Bennett was named 1990 Mid-Continent Conference Coach of the Year and took the Phoenix to the second round of the National Invitation Tournament.

The 1990-91 campaign was an historic one for Bennett and the Phoenix. Led by Bennett's son, Tony, UW-Green Bay rolled to a 24-7 overall record and appeared in the school's first NCAA tournament, losing

60-58 in the first round to Michigan State. The Phoenix improved to 25-5 in 1991-92 and won their first regular-season conference title before falling in the first round of the NIT. Bennett was named Mid-Continent Conference and Kodak/NABC District 11 Coach of the Year in 1992.

Following a rebuilding campaign at UWGB in 1992-93, Bennett guided the Phoenix to back-to-back NCAA tournament appearances in his final two seasons. The 1993-94 squad was 27-7, won another conference title and shocked the college basketball world

with a first-round NCAA tournament win over a 16th-ranked California squad that featured Jason Kidd and Lamond Murray. Bennett was tabbed Kodak/NABC District 11 Coach of the Year and *Basketball Times* Midwest Coach of the Year in 1994. Bennett's Phoenix were 22-8 in 1994-95 and dropped a 49-48 decision to Big Ten champion Purdue in the first round of the '95 NCAA tournament.

Bennett's first collegiate head coaching position was at UW-Stevens Point in 1976-77. After Bennett's initial season at Stevens Point, the program's winning percentage increased each year for the next seven seasons. The only decrease in winning percentage came in Bennett's final season when the Pointers followed a 28-4 (.875) record with a 25-5 (.833) mark.

Bennett coached UW-Stevens Point to a 173-80 record in nine seasons. His last three Pointer squads, which featured guards Terry Porter (now of the NBA's Minnesota Timberwolves) and Brad Soderberg (now one of Bennett's assistant coaches at Wisconsin) were a combined 79-13 and made three straight appearances in the NAIA tournament. Bennett was named NAIA Coach of the Year after leading his 1983-84 UW-Stevens Point squad to a 28-4 record and second-place finish in the national tournament. Bennett was named Wisconsin State University Conference (WSUC) Coach of the Year in 1982 and 1985, as well as NAIA District 14 and NAIA Area IV Coach of the Year in 1985.

Dick Bennett's road to Madison began 33 years ago when he coached the 1965-66 freshman squad at West

THE BENNETT RECORD

YEAR	SCHOOL	W	L	PCT.	POSTSEASON PLAY
1976-77	Wisconsin-Stevens Point	9	17	.346	
1977-78	Wisconsin-Stevens Point	12	14	.462	
1978-79	Wisconsin-Stevens Point	14	12	.538	
1979-80	Wisconsin-Stevens Point	18	10	.643	
1980-81	Wisconsin-Stevens Point	19	8	.704	
1981-82	Wisconsin-Stevens Point	22	6	.786	
1982-83	Wisconsin-Stevens Point	26	4	.867	NAIA Tournament Participant
1983-84	Wisconsin-Stevens Point	28	4	.875	NAIA Tournament Runner-up
1984-85	Wisconsin-Stevens Point	25	5	.833	NAIA Tournament Participant
9-year UW-Stevens Point Record		173	80	.684	
1985-86	Wisconsin-Green Bay	5	23	.179	
1986-87	Wisconsin-Green Bay	15	14	.517	
1987-88	Wisconsin-Green Bay	18	9	.667	
1988-89	Wisconsin-Green Bay	14	14	.500	
1989-90	Wisconsin-Green Bay	24	8	.750	NIT (2nd Round)
1990-91	Wisconsin-Green Bay	24	7	.774	NCAA Tournament (1st Round)
1991-92	Wisconsin-Green Bay	25	5	.833	NIT (1st Round)
1992-93	Wisconsin-Green Bay	13	14	.481	
1993-94	Wisconsin-Green Bay	27	7	.794	NCAA Tournament (2nd Round)
1994-95	Wisconsin-Green Bay	22	8	.733	NCAA Tournament (1st Round)
10-year UW-Green Bay Record		187	109	.632	
1995-96	Wisconsin	17	15	.531	NIT (2nd Round)
1996-97	Wisconsin	18	10	.643	NCAA Tournament (1st Round)
1997-98	Wisconsin	12	19	.387	
3-year Wisconsin Record		47	44	.516	
22-year Collegiate Record		407	233	.636	


Bend (Wis.) High to a 9-3 mark. He spent 11 seasons coaching Wisconsin high school teams to a combined 168-60 record from 1965-76. In his last year on the prep level, Bennett's Eau Claire Memorial unit recorded a 22-3 mark en route to second place in the state tourney.

Bennett was born in Pittsburgh on April 20, 1943. His family settled in Clintonville, Wis., in 1955 and he attended Ripon College, where he earned a bachelor's degree in physical education in 1965. During his years at Ripon, Bennett played four years each of basketball (guard), football (halfback, returner) and baseball (third baseman). He holds a master's degree in education (emphasis in professional development) from UW-Stevens Point.

Bennett and his wife, Anne, are the parents of

three grown children. Kathi, a former all-state basketball player who guided UW-Oshkosh to the 1996 NCAA Division III women's basketball title, is the women's head basketball coach at Evansville (Dick and Kathi currently form the only father-daughter head basketball coaching tandem at the NCAA Division I level); Amy, who completed her undergraduate and graduate studies at UW-Stevens Point, is a speech therapist in Green Bay; and Tony, who played for his father from 1988-92 and is UW-Green Bay's all-time leading scorer, currently plays and coaches professionally in New Zealand.

Dick's brother, Jack, is head men's basketball coach at UW-Stevens Point (the same position Dick held to begin his collegiate coaching career).



BENNETT'S PROS

Former Wisconsin center Paul Grant is the latest player to reap the benefits of Dick Bennett's abilities as a teacher of the game of basketball. Grant, whose name was absent from lists of projected NBA draftees prior to the '96-97 season, improved so much under Bennett that he became the 20th player selected (Minnesota) overall in the 1997 NBA Draft. Listed here are Bennett's other NBA players.

PLAYER	COLLEGE	PRO CAREER
Terry Porter	UW-Stevens Point	NBA all-star and 13-year veteran
Tony Bennett	UW-Green Bay	Played three years for Charlotte
Logan VanderVelden	UW-Green Bay	Free agent who played for Los Angeles Clippers
Jeff Nordgaard	UW-Green Bay	Played for Milwaukee Bucks
Paul Grant	Wisconsin	Second year with Minnesota

"Dick Bennett is, in my opinion, one of the great coaches in this profession who started from the ground up. His players can appreciate a coach who can make the game of basketball a simple game. He dots all of the "i"s and crosses all of the "y"s" for his players, which always leads to winning. He is someone who can motivate players from every level."

Coach John Chaney, Temple

"He helped me get to a level that I don't think I could have reached playing for anyone else. He has a special gift for being able to draw every ounce of potential out of his players. That is his greatest strength as a coach."

Tony Bennett, Dick's son and a former Charlotte Hornet

"Bennett does something much better than teach a style of play. He develops players physically and, even more important, teaches them how to play the game. In the long run, that is a more valuable lesson than learning how to fill a lane on the fast break."

Tom Oates, *Wisconsin State Journal*

Coach Dick Bennett, cont.

"Coach Bennett's experience and knowledge of the game put me at ease and allowed me to just concentrate on playing basketball. Much of what he taught me about basketball also applies to life off the court. Those lessons will help me overcome obstacles later in life. He rejuvenated my love for the game. His passion for basketball is contagious."

Former Badger Paul Grant, currently of the Minnesota Timberwolves

"Coach Bennett is one of the finest basketball coaches and finest people I have ever known. His teams are always sound, they play hard and within the spirit of competition and he gets the maximum out of each of his players. I've been able to get to know Dick and his family and have enjoyed our relationship."

Coach Charlie Spoonhour St. Louis University



UPSET WINS IN THE BENNETT ERA

Date	Opponent	A.P. Rank	Score
Nov. 29, 1997	Oklahoma	18	75-64
Nov. 18, 1997	Illinois State	24	80-66
March 6, 1997	Minnesota	2	66-65
Feb. 12, 1997	Illinois	20	62-45
Feb. 6, 1997	Michigan	13	58-53
Jan. 4, 1997	Indiana	12	71-58
March 6, 1996	Penn State	16	54-52
Jan. 13, 1996	Iowa	11	80-71
Jan. 3, 1996	Michigan	21	51-46

Bennett Ranks Among Nation's Best

Wisconsin head coach Dick Bennett has proven year-in and year-out that he is one of America's top college basketball coaches. And his peers have confirmed it. The *Seattle Post-Intelligencer* conducted a survey of 113 college basketball coaches at the 1995 Final Four and Bennett's name appeared in three categories in which coaches were asked to rate their peers. Below are the listings in which Bennett was named.

"Name the head coach who regularly does the best job under the most difficult circumstances."

1. John Chaney, Temple
2. **DICK BENNETT**
3. Pete Carril (then of Princeton)
4. Pete Gillen (then of Providence)
Perry Clark, Tulane
6. Charlie Spoonhour, St. Louis
Fran Dunphy, Penn
8. Rudy Keeling, Maine
Don Haskins, Texas-El Paso
Mike Montgomery, Stanford
Dan Fitzgerald (then of Gonzaga)
Fang Mitchell, Coppin State

"Among Division I head coaches, who is best at strategizing the game?"

1. Bob Knight, Indiana
2. Dean Smith (then of North Carolina)
3. Mike Krzyzewski, Duke
4. **DICK BENNETT**
5. Roy Williams, Kansas
6. John Chaney, Temple
7. Rick Pitino (then of Kentucky)
8. Eddie Sutton, Oklahoma State
Pete Carril (then of Princeton)

"Whom would you like to see as coach of the 1996 U.S. Olympic men's basketball team?"

1. Mike Krzyzewski, Duke
2. Pat Riley (then of N.Y. Knicks)
3. Roy Williams, Kansas
4. Bob Knight, Indiana
5. Rick Pitino (then of Kentucky)
6. Lenny Wilkins, Atlanta Hawks
7. Nolan Richardson, Arkansas
Larry Brown (then of Indiana Pacers)
9. **DICK BENNETT**
10. Lute Olson, Arizona
Gary Williams, Maryland
John Chaney, Temple
Dean Smith (then of North Carolina)

The Bennett File

PERSONAL

Born April 20, 1943, in Pittsburgh

FAMILY

Wife: Anne; children: Kathi, Amy and Tony

EDUCATION

Bachelor's degree in physical education from Ripon College, 1965; master's degree in education, UW-Stevens Point

COLLEGIATE COACHING EXPERIENCE


Head coach, Wisconsin-Stevens Point, 1976-85
 Head coach, Wisconsin-Green Bay, 1985-95
 Head coach, Wisconsin, 1995-present

COLLEGIATE COACHING RECORD

Wisconsin-Stevens Point: 173-80 (.684)
 Wisconsin-Green Bay: 187-109 (.632)
 Wisconsin: 47-44 (.516)
 22-year career: 407-233 (.636)

HONORS AND ACHIEVEMENTS

1982 WSUC Coach of the Year
 1984 NAIA Coach of the Year
 1985 WSUC Coach of the Year
 1985 NAIA Area IV Coach of the Year
 1990 Mid-Continent Coach of the Year
 1992 Mid-Continent Coach of the Year
 1992 NABC District 11 Coach of the Year
 1994 NABC District 11 Coach of the Year
 1994 *Basketball Times* Midwest Coach of the Year



BENNETT VS. DIVISION I FOES

Air Force	0-1	Michigan State.....	2-5
Akron	4-3	Minnesota.....	2-3
Austin Peay	2-0	Mississippi Valley	1-0
Ball State.....	1-1	Missouri-Kansas City	2-0
Bethune-Cookman	1-0	Montana.....	1-0
Boise State.....	2-1	Morgan State.....	1-0
Bowling Green	2-0	Nebraska	0-4
Brown	1-0	Nevada.....	1-0
Butler.....	3-1	North Carolina-Wilm.	1-0
California	1-0	North Carolina State	1-0
Canisius	1-0	Northeastern Illinois	1-0
Central Michigan	4-1	Northern Illinois	15-2
Chicago State	7-4	Northern Iowa	12-2
Clemson	0-1	Northwestern	4-5
Cleveland State	12-8	Ohio State	2-3
Colorado	2-1	Oklahoma	1-0
Colorado State.....	2-2	Oregon	1-1
Coppin State.....	1-0	Pacific	0-1
Creighton	1-0	Penn State	4-3
DePaul	1-0	Pepperdine	0-1
Detroit	4-0	Providence.....	0-2
East Carolina.....	1-0	Purdue.....	2-5
Eastern Illinois.....	14-7	St. Bonaventure.....	1-1
Eastern Washington	2-1	St. Louis.....	0-1
Evansville.....	0-3	San Francisco State	1-0
Florida State	0-1	Southeast Missouri	1-1
Fresno State.....	1-0	Southwest Missouri.....	0-12
Gonzaga.....	0-1	Southern Illinois.....	1-1
Howard.....	0-1	Southern Utah.....	1-0
Idaho State.....	0-1	Stephen F. Austin.....	1-0
Illinois.....	3-5	Syracuse.....	0-1
Illinois-Chicago	12-10	Temple.....	2-1
Illinois State	4-3	Texas.....	0-1
Indiana.....	1-4	Texas Southern.....	2-0
Indiana State	1-0	Toledo	3-0
Iowa.....	2-3	UCLA	0-1
Iowa State	0-1	Valparaiso	15-6
LaSalle	2-0	Villanova	0-1
Loyola (Ill.).....	2-0	Wake Forest	0-1
Loyola-Marymount	0-2	Western Illinois	17-4
Manhattan.....	1-1	Wisconsin.....	0-3
Marquette.....	3-4	UW-Milwaukee	6-3
Memphis	1-0	Wright State	7-4
Miami (Fla.).....	1-1	Xavier	0-1
Michigan	2-3	Youngstown State.....	4-0

BENNETT IN THE POSTSEASON


NCAA TOURNAMENT

California	1-0
Michigan State.....	0-1
Purdue.....	0-1
Syracuse.....	0-1
Texas.....	0-1

NIT

Illinois State	0-1
Manhattan	1-1
St. Louis.....	0-1
Southern Illinois.....	1-0

Coach Dick Bennett, cont.



Dick Bennett is joined by two of his former players, who went on to careers in the NBA. Terry Porter, who was an all-star with the Portland Trail Blazers and is now with the Minnesota Timberwolves, starred at Wisconsin-Stevens Point, while Bennett's son, Tony, played three seasons with the Charlotte Hornets.

The Family Tree

The sports world is full of them. Brother combinations. Father-son combinations. Even, in a few instances, father-daughter combinations. But rare is the family that boasts all three in the same sport. Dick Bennett's is one such family.

Below are the members of the Bennett family currently making a living in the game of basketball.

DICK BENNETT

Head coach, Wisconsin.

KATHI BENNETT

Dick's oldest daughter ... head women's coach at Evansville ... Kathi and her father form the only father-daughter head coaching combination presently at the NCAA Division I level ... she coached the UW-Oshkosh women to the NCAA Division III title in 1996.

TONY BENNETT

Dick's son ... plays and coaches professionally in New Zealand ... played for three years with the NBA's Charlotte Hornets.

JACK BENNETT

Dick's older brother ... head men's coach at Wisconsin-Stevens Point (the same position Dick held to start his collegiate coaching career).

A TALENT FOR TURNAROUNDS

During his 22-year collegiate coaching career, Dick Bennett has displayed a remarkable ability for reversing the fortunes of struggling basketball programs. The turnaround performances below speak for themselves.

UW-STEVENS POINT

1974-75 (Pre-Bennett)	6-20
1975-76 (Pre-Bennett)	10-16
1976-77 (Under Bennett)	9-17
1977-78 (Under Bennett)	12-14
1978-79 (Under Bennett)	14-12
1979-80 (Under Bennett)	18-10
1980-81 (Under Bennett)	19-8


UW-GREEN BAY

1983-84 (Pre-Bennett)	9-19
1984-85 (Pre-Bennett)	4-24
1985-86 (Under Bennett)	5-23
1986-87 (Under Bennett)	15-14
1987-88 (Under Bennett)	18-9
1988-89 (Under Bennett)	14-14
1989-90 (Under Bennett)	24-8

WISCONSIN

1992-93 (Pre-Bennett)	14-14
1993-94 (Pre-Bennett)	18-11
1994-95 (Pre-Bennett)	13-14
1995-96 (Under Bennett)	17-15
1996-97 (Under Bennett)	18-10
1997-98 (Under Bennett)	12-19

Brad Soderberg



Brad Soderberg, a guard with Dick Bennett's strongest UW-Stevens Point teams in the mid-1980s, is in his fourth season as an assistant to his college coach.

Soderberg, who was hired in April of 1995 after two seasons as head coach at South Dakota State, is responsible for recruiting and monitoring the academic progress of the Badgers, in addition to coaching duties.

The 36-year-old Soderberg guided the Jackrabbits to a 36-18 (.667) record from 1993-95, including a 21-15 mark in the highly regarded NCAA Division II North Central Conference.

Soderberg served as head coach at Loras College in Dubuque, Iowa, from 1988-93 and led the Duhawks to a 79-45 (.637) record during his five-year stint. Loras was runner-up in the 1992 National Catholic Basketball Tournament and Soderberg was named tournament Coach of the Year. Soderberg served as assistant coach at Loras during the 1987-88 season before becoming head coach.

Prior to his arrival at Loras, Soderberg was an assistant coach at UW-Stevens Point (1984-85), graduate assistant at Colorado State (1985-86) and assistant coach at Fort Hays State (1986-87).

Soderberg is a 1985 graduate of UW-Stevens Point, where he was a guard and team captain for Bennett's 1984 NAIA national runner-up, a team that included Terry Porter, now with the NBA's Minnesota Timberwolves. Soderberg and Porter started all 32 games in the Pointers' backcourt in '83-84 and Soderberg was a first-team all-conference and all-NAIA District 14 selection. He earned the "Hustle Award" at the '84 NAIA Tournament. Soderberg shot 56 percent from the field and 83 percent from the free throw line in his last two years at UW-Stevens Point.

A native of Stevens Point, Wis., Soderberg attended Pacelli High, where his father recently retired as head basketball coach. He has a bachelor's degree in physical education from UW-Stevens Point and a master's in physical education from Colorado State (1986).

Soderberg and his wife, Linda, have two sons, Kramer and Davis, and a daughter, Daley. Brad's sister, Megan, is a manager with the Wisconsin basketball team.



SODERBERG AT A GLANCE

Personal

Born May 10, 1962, in Wausau, Wis.

Family

Wife, Linda; sons, Kramer and Davis; daughter, Daley

Education


B.S., physical education, UW-Stevens Point, 1985; M.S., physical education, Colorado State, 1986

Coaching Experience: Assistant Coach, Wisconsin (1995-present); Head Coach, South Dakota State (1993-95); Head Coach, Loras College (1988-93); Assistant Coach, Loras College (1987-88); Assistant Coach, Fort Hays State (1986-87); Grad. Assistant Coach, Colorado State (1985-86); Assistant Coach, UW-Stevens Point (1984-85)

Playing Experience

Ripon (1980-82); UW-Stevens Point (1982-84)

Shawn Hood



Though just 33 years old, assistant coach Shawn Hood brings a wealth of knowledge to the Badger basketball program as he begins his fifth season at Wisconsin and his 11th as an assistant on the collegiate scene.

Hood who joined the Badger staff in August of 1994 after six years as an assistant coach at Cleveland State, has duties in recruiting and game scheduling, in addition to his coaching responsibilities.

Hood, who served as CSU's senior assistant in his last season, worked with the Vikings' guards during his tenure as an assistant coach and also had responsibilities for scheduling, recruiting, scouting and summer camps. He was responsible for the recruitment of Nike all-Americans Craig Caldwell and Reggie Welch and national top 50 player Jamal Jackson.

Hood was a four-year letterwinner at Cleveland State (1983-87), serving as the Vikings' captain his last two seasons. As a junior in 1985-86, he was a backup point guard on the CSU squad that finished 29-4 and earned the school's first NCAA Tournament bid. CSU posted an 83-79 victory over favored Indiana in the first round, then downed St. Joseph's 75-69 to advance to the "Sweet 16," where they lost 71-70 to David Robinson's Navy squad. Hood started on the 1987 CSU team that went 25-8 and advanced to the second round of the NIT.

Hood, who graduated with a degree in social services in 1988, ranks among the career top 10 in steals, assists and games played at CSU. He scored 529 points during his career.

As a prep at Don Bosco High in Boston, Hood led his team to a pair of state titles and became the first junior in school history to score 1,000 points.

Shawn and his wife, Kim, are the parents of two daughters, Brittany and Taylor, and a son, Brian.



HOOD AT A GLANCE

Personal

Born March 13, 1965, in Boston, Mass.

Family

Wife, Kim; daughters, Brittany and Taylor; son, Brian

Education

B.A., social services, Cleveland State, 1988


Coaching Experience

Assistant Coach, Wisconsin (1994-present); Assistant Coach, Cleveland State (1988-94)

Playing Experience

Cleveland State (1983-87)

Brian Hecker



Brian Hecker is now in his seventh season with the Wisconsin basketball program and his fifth as an assistant coach.

In addition to his coaching duties, Hecker directs the Badgers' summer camps and coaching clinics, handles the scouting of Badger opponents and coordinates underclass recruiting. He is also in charge of the team's video operations, as well as the Little Badgers.

Hecker served as the Badgers' administrative assistant his first two years at Wisconsin. He was responsible for coordinating all off-the-court activities for Coach Stu Jackson and the UW basketball program. He coordinated official recruiting visits, team travel, the basketball budget and video operation and co-directed Wisconsin's summer camps and coaching clinics.

Prior to his appointment at Wisconsin, he was a high school basketball coach at Nicolet High School in Milwaukee.

A native of Milwaukee, the 30-year-old Hecker earned a bachelor's degree in sports marketing/management from Indiana University in 1990. He is a member of the National Association of Basketball Coaches.

Hecker was married to Kari Arduser in May of 1998.



HECKER AT A GLANCE

Personal

Born June 9, 1968, in Milwaukee, Wis.

Family

Wife, Kari


Education

B.A., Sports Marketing/Management, Indiana, 1990

Coaching Experience

Assistant Coach, Wisconsin (1994-present); Administrative Assistant, Wisconsin (1992-94); Assistant Coach, Milwaukee Nicolet High School (1990-91)

Paul Costanzo



Paul Costanzo is in his first season as Director of Basketball Operations at Wisconsin after working his first three years as administrative assistant for the Badger basketball program. Costanzo came to the UW in May of 1995 after serving as associate head basketball coach at UW-River Falls since 1988.

Costanzo, a native of Scranton, Pa., coordinates travel, the Badgers' budget, day-to-day scheduling and

on-campus recruiting. He also serves as co-director of the Badger basketball summer camps and is executive director of the Badger Basketball Booster Club.

Costanzo also served as head baseball coach at UW-River Falls from 1990-92. The team improved from five wins prior to Costanzo's arrival to one win short of a school record for victories during his tenure. The 1992 club reached the District 14 tournament semifinals. Prior to arriving at UW-River Falls, he was an assistant basketball coach and baseball coach at Verona High School (1985-88) and Madison Memorial High School (1984-85).

An associate member of the FileMaker Solutions Alliance, he has developed and marketed a computer package (under the title of Recruiting Pro Software) designed to assist in all phases of the collegiate recruiting process. He also is a member of the National Association of Basketball Coaches and the Wisconsin Basketball Coaches Association.

Costanzo majored in physics and chemistry at UW-Madison and UW-River Falls. He also is working on a master of arts in teaching with an emphasis in physics.

He and his wife, Heidi, live in Madison with their daughter, Vanessa, and son, Michael. Paul's cousin, Bill Ferrario, is the starting left guard on the Badger football team.



COSTANZO AT A GLANCE

Personal

Born March 15, 1960, in Scranton, Pa.

Family

Wife, Heidi; daughter, Vanessa, and son, Michael


Education

B.S., physics and chemistry, UW-River Falls, 1995

Coaching Experience

Director of Basketball Operations, Wisconsin (1998- present); Administrative Assistant, Wisconsin (1995-98); Associate Head Basketball Coach, UW-River Falls (1993-95); Assistant Basketball Coach, UW-River Falls (1988-93); Head Baseball Coach, UW-River Falls (1990-92); Assistant Basketball Coach and Baseball Coach, Verona High School (1985-88); Assistant Basketball Coach, Madison Memorial High School (1984-85)

Support Staff



SCOTT HETTENBACH


Scott Hettenbach is in his fourth full season as strength and conditioning coach for the Badger basketball team and his fifth year overall at Wisconsin.

A member of the National Strength and Conditioning Association, he also works with the Wisconsin football, swimming, diving, golf and track teams as a strength and conditioning coach. He is a certified strength and conditioning specialist.

Prior to coming to UW-Madison, Hettenbach coached four sports at Brookfield (Wis.) Central High School. Under his direction, the boys track squad won three conference titles.

Hettenbach graduated from UW-La Crosse in 1987 with a bachelor's degree in business management and a minor in health. He was a hurdler with the UW-La Crosse track team for three seasons.

Hettenbach resides in Madison with his wife, JoDeen, son, Scott, 12, and one-year-old daughter, Kaitlyn.



ANDY WINTERSTEIN

The health and well-being of the UW basketball team is entrusted to Andy Winterstein, PhD., ATC. Andy is in his 13th year with the UW sports medicine staff as an athletic trainer.


Winterstein, 36, also holds an academic appointment as an assistant faculty associate in the Department of Kinesiology. He serves as the program director for the undergraduate athletic training education program, teaches courses in athletic training, supervises the academic progress of the graduate assistant athletic trainers and coordinates fundraising efforts for the sports medicine program.

A certified member of the National Athletic Trainers Association (NATA), the American College of Sports Medicine and the Wisconsin Athletic Trainers Association, Winterstein spent four seasons in the Houston Astros' organization as a minor league athletic trainer. He served as the athletic trainer for the 1991 Big Ten basketball all-star team that played in Scandinavia.


The Phoenix, Ariz., native earned a B.S. in secondary education/biological sciences from Arizona in 1984 and an M.S. in physical education with an emphasis in applied physiology and athletic training from Oregon in 1986. He finished his doctorate in educational administration at Wisconsin in 1994. Winterstein is active in many professional activities. He currently serves on the NATA Education Council Entry-Level Education Committee and serves as a guest reviewer for the Journal of Athletic Training.

Andy lives in Madison with his wife, Barb, who is a secretary in the Badger basketball office. He enjoys fly fishing, fly tying, reading and writing.


Support Staff



Jim Bakken
Community Relations




Tim Bald
Director of Compliance




Tom Barth
Senior Manager



Paul Broadhead
Bus. Mgr., Kohl Center




John Chadima
Dir. of Facilities/Events



Terry Cooksey
Dir. of Ticket Operations



Nancy DeCori
Basketball Secretary



John Dettmann
Strength/Conditioning Coord.



Terry Gawlik
Asst. Athletic Director



Diane Gotzion
Asst. Business Manager




1998-99 Managers

(Front, L-R)
Megan Soderberg
Mike Jossie
Courtney Quaye
Tom Barth
Amy Zastoupil


(Back, L-R)
Jacob Breunig
Tim Stauffacher
Ryan Dailey
Ben Greene

(Missing from photo)
Craig Jennings
Tom Rhodes


Support Staff, cont.




Dennis Helwig
Head Athletic Trainer



Sally Huegel
Basketball Secretary



Mike Huffman
Operations Mgr., Kohl Center




Duane Kleven
Special Events




John Kvatek
Video Coordinator




Ann Larson
Gen. Manager, Kohl Center




Sara Martin
Event Mgr., Kohl Center




Kip Marvin
Personnel Director




Mosezell Peterson
Student Assistant Coach




Gary Puls
Basketball Equipment Mgr.




Courtney Quaye
Senior Manager




Jim Roberts
Technical Systems Dir.




Terry Schlatter
Athletic Equip. Supervisor



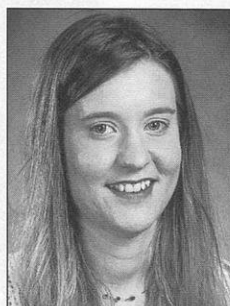
Tim Stauffacher
Senior Manager




Mike Unitan
Dir. of Marketing/Promotions



Barb Winterstein
Basketball Secretary



Amy Zastoupil
Senior Manager



Alan Zussman
Academic Affairs Director

David Ward



David Ward was named chancellor of the University of Wisconsin-Madison in June 1993, becoming the 25th individual to serve as the university's chief executive. Ward had served as interim chancellor since January 1993.

For the past eight years, Ward has provided strong leadership for efforts to improve the quality of undergraduate education. Changes inspired by Ward include enhanced student advising, particularly for freshmen and sophomores; expanded course access; a core curriculum; and increased opportunities for undergraduates to conduct research.

The next step, says Ward, is to redefine undergraduate education, not simply through improvements of existing programs and processes, but by developing new ways for learning to occur on college campuses. To that end, he recently published a comprehensive strategic planning document, outlining priorities as the university works toward balancing its teaching, research and outreach missions. One way the universi-

ty can unify its activities, Ward says, is by emphasizing learning as a central goal.

This development of campus learning communities recently was echoed by the Kellogg Commission on the Future of State and Land-Grant Universities. In its first report, this 25-member group of university chief executives, on which Ward serves, called on public institutions to become "genuine learning communities" that are student-centered, to support and inspire learners of all kinds, and to sustain a healthy learning environment.

Ward chairs the Board of Trustees of the University Corporation for Advanced Internet Development, a nonprofit corporation formed in 1997 that represents every major research university in the nation plus corporate and government partners. The group is spearheading the development of Internet2, the next-generation use of the Internet for teaching and research. He also serves on the Board of Directors of the National Association of State Universities and Land-Grant Colleges and chairs the Big Ten Council of Presidents/Chancellors.

During his tenure, Ward has given new expression to The Wisconsin Idea, the venerable philosophical framework for the university's public service role. The Wisconsin Idea is embodied by a vast array of partnerships between the university and both the public and private sectors, says Ward, from economic development

activity and sharing of faculty expertise, to educational collaborations with K-12 schools.

"The university's commitment to the citizens of Wisconsin is stronger than ever as we approach the 21st century," says Ward, who looks forward to marking the university's sesquicentennial in 1998-99.

Ward was born in Manchester, England, and received bachelor's and master's degrees from the University of Leeds. He earned a Fulbright Travel award to the United States in 1960 and received a doctorate from UW-Madison in 1963.


Ward served as chair of the geography department from 1974 to 1977 and as associate dean of the Graduate School from 1980 to 1987. He became vice chancellor for academic

affairs at UW-Madison in 1989, and in 1991, he was also named provost, chief deputy to the chancellor.


His UW-Madison faculty career spans more than 30 years, and he holds the Andrew Hill Clark Professorship of Geography.

As a scholar, Ward is a recognized authority in historical urban geography and has pioneered research on English and American cities during their rapid growth of the 19th and early 20th centuries.

He is a past president of the Association of American Geographers. He has authored two books, edited two books and contributed many articles in leading academic journals. In recognition of his postdoctoral research, Ward was awarded the degree of Litt.D. by his undergraduate alma mater.



Pat Richter



Director of Athletics Pat Richter, the former Badger all-America gridiron star, three-sport letterman and successful business executive, is the person in charge of one of the NCAA's most thriving athletic departments.

As Director of Athletics, he is responsible for 22 sports, nearly 700 student-athletes and more than 160 employees. During his administration, the dean of Big Ten ADs ...

- inherited a division that was \$2.1 million in debt in 1990 and eliminated the red ink on the ledgers in less than four years.

- watched the football, basketball and hockey squads set season attendance marks during his administration.

- oversaw plans for significant facility improvements, most notably the construction of the 17,142-seat Kohl Center.

On the field of play, the Badgers have been highly successful during Richter's administration. The football squad has enjoyed unparalleled success during the Barry Alvarez era. Both the men's and women's basket-

ball clubs, under the direction of Dick Bennett and Jane Albright-Dieterle, have made post-season play.

The varsity sports teams have continued the long-standing excellence that Badger fans have come to expect. Wisconsin has claimed two — hockey (1989-90) and men's soccer (1995) — NCAA titles during his tenure.

Perhaps Richter's most satisfying season as Director was 1993-94 when his alma mater won the Rose Bowl and qualified for its first NCAA men's basketball tourney in 47 seasons.

As a player, he earned all-America (1961-62) and academic all-America (1962) honors as an end.

In the first ever college football game between No. 1 and No. 2-ranked teams, Richter and his Badger teammates dropped a 42-37 decision to USC in one of the greatest Rose Bowls ever. He set a Rose Bowl game-record with 11 receptions.

Richter led the Big Ten in receiving twice and his name is still prevalent in the Badger record books. As a senior, Richter won Wisconsin's 1963 Big Ten Medal of Honor.

Richter was recognized for his college gridiron exploits in 1997 with his induction into the National Football Foundation College Hall of Fame.

He also earned all-league honors in baseball and led UW in hits, homers and RBI three times. The 6-foot-5 center received his scholarship for basketball.

Pat was a first-round

draft pick of the Washington Redskins and played from 1963-71. Richter earned his B.S. degree from the UW-Madison in landscape architecture (1964).

Upon retirement from the NFL, he returned to Wisconsin to earn his law degree (1971). After working at a Madison law firm, he joined Oscar Mayer Corporation and was vice president of personnel when he left to join the University of Wisconsin.

Richter was honored with an NCAA Silver Anniversary Award for post-

college achievements in 1988. He is a member of the Wisconsin State Athletic and Madison Sports Halls of Fame and the NFL Player and Alumni Associations. Pat was enshrined in the UW Athletic and Rose Bowl Halls of Fame in '91 and '94, respectively. In 1995, he became the second Badger to gain induction into the GTE Academic All-America Hall of Fame. The Sales & Marketing Executives of Madison named Richter their "Executive of the Year" in 1997.

RICHTER AT A GLANCE

Education

B.S., University of Wisconsin, 1964
J.D., University of Wisconsin, 1971

Professional Career

- University of Wisconsin, Director of Athletics (1989-present)
- Oscar Mayer Corporation (1972-89)
- Bell, Metzner, Gierhart and Moore (1971-72)
- Washington Redskins (1963-71)

Honors

- Madison Sports Hall of Fame, 1976
- NCAA Silver Anniversary Award, 1988
- Wisconsin State Athletic Hall of Fame, 1988
- UW Athletic Department Hall of Fame, 1991
- Rose Bowl Hall of Fame, 1994
- GTE Academic All-America Hall of Fame, 1996
- National Football Foundation College Hall of Fame, 1997
- Madison Executive of the Year, 1997


Administrative Committees

- NCAA Hockey Committee
- Big Ten Compliance Committee

Family

Wife Renee, and sons Scott (wife Khaki and grandson James Patrick), Brad (wife Chrissy and grandson Maxwell), Barry (wife Kim and grandson Blakeley David) and Tim

Management Team



AL FISH


Al Fish, the Administrative Officer for the department of athletics since 1989, oversees several internal units, the University Ridge Golf Course and the Badgers' football and crew squads.

Fish oversees facility development, event management, maintenance, technical services (computers and video departments) and the equipment room.

Fish, who came to the Department after three years (1987-89) as the Director of Policy and Budget for the DHSS, spent the last two years coordinating construction of the \$76.4 million Kohl Center and serving as its interim General Manager.

He worked previously as a liaison for Gov. Tony Earl to the State Assembly, a budget analyst for the State Budget Office and a program evaluator for the Legislative Audit Bureau.

The 1973 graduate of Luther College is married to Susan Goodwin. They have three children: Cassie, Molly and Nick.



CHERYL MARRA

Cheryl Marra begins her ninth year as an Associate Athletics Director / Sports Administrator at Wisconsin in charge of volleyball, basketball, swimming and golf.


She is the Badgers' Senior Women's Administrator and also oversees the strength and conditioning program and coordinates the sport booster clubs.

Marra came to Wisconsin after serving as the women's athletic director at Denison from 1983-90. She was an assistant professor (seven years) as well as head soccer (11 years) and track (nine) coach at Denison.

Marra serves on the NCAA subcommittee for post-graduate scholarships. She has chaired the NCAA women's soccer committee, and the NCAA committee on women's athletics.

A 1977 graduate of Slippery Rock State, Marra received her M.A. from Ohio State in 1983.

Marra and her husband, Jerry, have three children: Kelly, Kenny and Peter.



MIKE MOSS


Mike Moss starts his third year at the UW as an Associate Athletics Director / Sports Administrator. He oversees the hockey, track, cross country, softball and wrestling programs.

Moss is also responsible for the academic affairs and sports medicine units and chairs the department's wellness program. Moss came to Wisconsin after serving as Director of Sports Operations for the Atlanta Olympic Games. He was chief administrator for six sports at the Games.

Prior to that stint with the Olympic organizing committee, Moss was an associate athletic director at Cal. He was in charge of the business office operation for the Bears until 1986 when he was named Associate A.D. for student services.

Moss, a 1961 graduate of Ohio, received his M.A. from California State Hayward. He is also a retired lieutenant in the U.S. Naval Reserve.

His wife's name is Betty Gordon.



JAMIE POLLARD

Jamie Pollard, an Associate Director of Athletics for Administration at Maryland since 1994, is the Badgers' first-year Chief Financial Officer.

He will oversee the ticket office, personnel and serve as summer camp coordinator as well as running the business office. Pollard is also a member of the department's management team.


At Maryland, Pollard was responsible for the department's financial management and also oversaw several departments and sports.

Pollard was an Associate A.D. for Business at St. Louis University (1989-94) and a staff accountant for Arthur Andersen (1987-89).

The graduate of UW-Oshkosh (B.S., 1987) is a member of the College Athletic Business Managers Association (CABMA).

At UW-Oshkosh, Pollard was the 1987 NCAA Div. III national champion in the 5,000 meters.

Jamie and his wife, Ellen, have two children (Thomas and Annie).



VINCE SWEENEY

Vince Sweeney, in his eighth year at UW-Madison, begins his fourth season as an Associate A.D. in charge of external relations.

He oversees marketing and promotions, sports information, spirit squads, special events and fundraising. Sweeney is also a liaison with the W Club, Alumni Association and Foundation.



Sweeney serves on the Board of the National Association of Collegiate Marketers and Greater Madison Convention & Visitors Bureau. He is a member of the NCAA's subcommittee on basketball marketing and is a contributor to *Collegiate Sports Marketing*.

Sweeney was named 1994 "Marketer of the Year" by the Madison Chapter of the American Marketing Association.



Prior to joining the UW, Sweeney worked 13 years in sports journalism where he earned several awards.

The Madison native graduated from the UW in 1978 with a B.A. in journalism.

He and his wife, Sharon, have two daughters (Kelsey and Keara).



1998-99 OPPONENTS



1998-99 OPPONENTS

IN THIS SECTION

- 
- 85 Top of the World Classic
 - 86 Loyola (Chicago)/UW-Milwaukee
 - 87 Rhode Island/Northern Illinois
 - 88 Illinois State/Temple
 - 89 Pepperdine/Texas
 - 90 Marquette/Fresno State
 - 91 Michigan
 - 92 Ohio State
 - 93 Michigan State
 - 94 Purdue
 - 95 Penn State
 - 96 Northwestern
 - 97 Illinois
 - 98 Iowa
 - 99 Minnesota
 - 100 Indiana

Top of the World Classic

Alaska-Fairbanks

Location: Fairbanks, Alaska
Founded: 1917
Enrollment: 9,200
Colors: Blue and Gold
Nickname: Nanooks
Conference: Pacific West
Facility: Carlson Center
Capacity: 5,500
President: Joan Wadlow
Athletics Dir.: Randy Pitney
1997-98 Record: 12-15
Conference Record: 6-6 (4th)
Starters Returning/Lost: 3/2
Lettermen Ret./Lost: 11/4
Head Coach: Al Sokaitis
Alma Mater: N. Adams St., '76
Record at UAF: 22-32 (2)
Career Record: 165-123 (11)
Office Phone: 907-474-6636
SID: Scott Roselius
Office: 907-474-6805
Home: 907-479-0026
SID FAX: 907-474-5162
E-mail: fnsbr@uaf.edu
Web Site: www.uaf.alaska.edu

Arkansas

Location: Fayetteville, Ark.
Founded: 1871
Enrollment: 14,577
Colors: Cardinal and White
Nickname: Razorbacks
Conference: Southeastern
Facility: Bud Walton Arena
Capacity: 19,200
Chancellor: John White
Athletics Dir.: Frank Broyles
1997-98 Record: 24-9
Conference Record: 11-5 (2W)
Starters Returning/Lost: 3/2
Lettermen Ret./Lost: 7/5
Head Coach: Nolan Richardson
Alma Mater: UTEP, '63
Record at UA: 314-118 (13)
Career Record: 433-155 (18)
Office Phone: 501-575-4555
SID: Rick Schaeffer
Office: 501-575-2751
Home: 501-521-7393
SID FAX: 501-575-7481
E-mail: rschaeff@comp.uark.edu
Web Site: www.hogwired.com

Nebraska

Location: Lincoln, Neb.
Founded: 1869
Enrollment: 25,000
Colors: Scarlet and Cream
Nickname: Cornhuskers
Conference: Big 12
Facility: Bob Devaney Sports Center
Capacity: 14,200
Chancellor: Dr. James Moeser
Athletics Dir.: Bill Byrne
1997-98 Record: 20-12
Conference Record: 10-6 (4th)
Starters Returning/Lost: 4/1
Lettermen Ret./Lost: 8/5
Head Coach: Danny Nee
Alma Mater: St. Mary's of the Plains, '71
Record at NU: 223-158 (12)
Career Record: 330-225 (18)
Office Phone: 402-472-2265
SID: Keith Mann
Office: 402-472-2263
Home: 402-484-8973
SID FAX: 402-472-2005
E-mail: kmann@huskers.unl.edu
Web Site: www.huskerwebcast.com

New Mexico State

Location: Las Cruces, N.M.
Founded: 1888
Enrollment: 15,008
Colors: Crimson and White
Nickname: Aggies
Conference: Big West
Facility: Pan American Center
Capacity: 13,071
President: Dr. William Conroy
Athletics Dir.: Jim Paul
1997-98 Record: 18-12
Conference Record: 8-8 (5E)
Starters Returning/Lost: 2/3
Lettermen Ret./Lost: 4/5
Head Coach: Lou Henson
Alma Mater: New Mexico St., '55
Record at NMSU: 191-83 (10)
Career Record: 681-343 (35)
Office Phone: 505-646-1447
SID: Steve Shutt
Office: 505-646-3929
Home: 505-382-1068
SID FAX: 505-646-2425
E-mail: stshutt@nmsu.edu
Web Site: www.nmsu.edu/~athletic/

Villanova

Location: Philadelphia, Pa.
Founded: 1842
Enrollment: 6,039
Colors: Blue and White
Nickname: Wildcats
Conference: Big East
Facility: The Pavilion
Capacity: 6,500
President: Rev. Edmund J. Dobbin
Athletics Dir.: Tim Hofferth
1997-98 Record: 12-17
Conference Record: 8-10 (4th)
Starters Returning/Lost: 4/1
Lettermen Ret./Lost: 5/3
Head Coach: Steve Lappas
Alma Mater: CCNY, '77
Record at VU: 115-73 (6)
Career Record: 171-135 (10)
Office Phone: Contact SID
SID: Karen Frasca
Office: 610-519-4120
Home: 610-964-9589
SID FAX: 610-519-7323
E-mail: kfrascon@email.vill.edu
Web Site: www.villanova.com

Virginia

Location: Charlottesville, Va.
Founded: 1819
Enrollment: 18,417
Colors: Orange and Blue
Nickname: Cavaliers
Conference: Atlantic Coast
Facility: University Hall
Capacity: 8,457
President: John T. Casteen
Athletics Dir.: Terry Holland
1997-98 Record: 11-19
Conference Record: 3-13 (9th)
Starters Returning/Lost: 3/2
Lettermen Ret./Lost: 6/7
Head Coach: Pete Gillen
Alma Mater: Fairfield, '68
Record at UVa: First Year
Career Record: 274-128 (13)
Office Phone: 804-982-5400
SID: Rich Murray
Office: 804-982-5500
Home: 804-978-2966
SID FAX: 804-982-5525
E-mail: rjm4e@virginia.edu
Web Site: www.virginiasports.com

Washington State

Location: Pullman, Wash.
Founded: 1890
Enrollment: 20,020
Colors: Crimson and Gray
Nickname: Cougars
Conference: Pacific 10
Facility: Friel Court
Capacity: 12,058
President: Samuel H. Smith
Athletics Dir.: Rick Dickson
1997-98 Record: 10-19
Conference Record: 3-15 (T9th)
Starters Returning/Lost: 4/1
Lettermen Ret./Lost: 8/2
Head Coach: Kevin Eastman
Alma Mater: Richmond, '77
Record at WSU: 59-59 (4)
Career Record: 183-134 (11)
Office Phone: 509-335-0240
SID: Wes Werner
Office: 509-335-2684
Home: 509-334-1984
SID FAX: 509-335-0267
E-mail: wesw@wsu.edu
Web Site: www.wsu.edu/athletics

Past Winners

Below is a listing of past winners and MVPs of the Top of the World Classic.


1998 — Gonzaga (MVP Matt Santangelo of Gonzaga)
1997 — Alabama (MVP Nod Carter of Middle Tennessee State)

Opponents, cont.


Loyola

NOV. 14 • AT WISCONSIN

12:15 p.m. CST • Madison, Wis. • Kohl Center (17,142)



Head Coach
Larry Farmer



Senior Forward
Javan Goodman



SID
Ian Solomon

General Information

Location: Chicago, Ill.
 Founded: 1870
 Enrollment: 15,886
 Colors: Maroon and Gold
 Nickname: Ramblers
 Conference: Midwestern Collegiate
 Facility: Joseph J. Gentile Center
 Capacity: 5,200
 President: John J. Piderit, S.J.
 Athletics Dir.: Chuck Schwarz
 1997-98 Record: 15-15
 Conference Record: 6-9 (5th)
 Starters Returning/Lost: 4/1
 Lettermen Returning/Lost: 10/3

Coaching Staff

Head Coach: Larry Farmer
 Alma Mater: UCLA, '73
 Record at LU: First Year
 Career Record: 86-56 (5)
 Assistants:
 Lance Irvin (Idaho, '92)
 Pete Trgovich (UCLA, '75)
 Jeff Dunlap (UCLA, '86)
 Office Phone: 773-508-2577

Series Information

UW leads 9-7 (LU won last meeting 68-66 on 12/1/92)

Sports Information

Basketball SID: Ian Solomon
 Office: 773-508-2575
 Home: TBA

SID FAX: 773-508-3884
 E-mail: isolomo@luc.edu
 Web Site: www.luc.edu/depts/athletics

Top Returnees

Name	Pos.	Ht.	Wt.	Cl.	PPG	RPG	APG
Javan Goodman	F	6-8	230	Sr.	16.8	8.4	
Damien McSwine	G	6-4	200	Jr.	12.1	3.4	
Earl Brown	G	6-0	165	Jr.	10.3	4.8	5.6

1998-99 Schedule

NOVEMBER				
14	at Wisconsin	20	Akron	23
17	at Chicago State	23	Western Michigan	28
21	Eastern Illinois	29	at Oakland	30
23	at Bradley			
28	Youngstown State			
JANUARY		FEBRUARY		
2	Wright State	4	Detroit	
4	Butler	6	Cleveland State	
7	at Cleveland State	8	UW-Green Bay	
9	at Detroit	11	at UW-Milwaukee	
12	UW-Milwaukee	20	Illinois-Chicago	
18	UW-Green Bay			
DECEMBER				
5	at Drake			
8	at Portland			
12	Indiana State			

UW-Milwaukee

NOV. 16 • AT WISCONSIN

7 p.m. CST • Madison, Wis. • Kohl Center (17,142)



Head Coach
Ric Cobb



Sophomore Center
Chad Angeli



SID
Traci Huntemann-Piatt

General Information

Location: Milwaukee, Wis.
 Founded: 1885
 Enrollment: 22,984
 Colors: Black and Gold
 Nickname: Panthers
 Conference: Midwestern Coll.
 Facility: Klotsche Center
 Capacity: 5,000
 Chancellor: Dr. Nancy L. Zimpher
 Athletics Dir.: Bud Haidet
 1997-98 Record: 3-24
 Conference Record: 2-12 (8th)
 Starters Returning/Lost: 4/1
 Lettermen Returning/Lost: 10/3

Coaching Staff

Head Coach: Ric Cobb
 Alma Mater: Marquette, '70
 Record at UWM: 20-62 (3)
 Career Record: 20-62 (3)
 Assistants:
 Kirk Earlywine (Campbell, '87)
 Bob Piercy (Marquette, '96)
 Shawn Chism (Chicago State, '96)
 Office Phone: 414-229-5158

Series Information

UW leads 14-1 (UW won last meeting 65-58 on 2/18/98)

Sports Information

Basketball SID: Traci Huntemann-Piatt
 Office: 414-229-5674
 Home: 414-548-9991

SID FAX: 414-229-6759
 E-mail: thpiatt@csd.uwm.edu
 Web Site: www.uwm.edu/Dept/Athletics

Top Returnees

Name	Pos.	Ht.	Wt.	Cl.	PPG	RPG	APG
Damion Ninkovic	C	6-8	235	So.	9.0	6.1	
Chad Angeli	C	6-9	230	So.	8.8	3.9	
Cyrus Caldwell	G	6-1	170	Sr.	8.0	2.7	4.7


1998-99 Schedule

NOVEMBER				
14	at Northwestern	23	Butler	
16	at Wisconsin	20	Tri-State	28
21	Central Michigan	29	Trinity	30
24	at Western Michigan			
28	at SUNY-Stonybrook			
JANUARY		FEBRUARY		
2	Detroit	3	at W. Illinois	
4	Cleveland State	6	UW-Green Bay	
7	at UW-Green Bay	11	Loyola (Chi.)	
12	at Loyola (Chi.)	13	Illinois-Chicago	
14	at Ill.-Chicago	18	at Butler	
21	Wright State	20	at Wright State	
DECEMBER				
1	at Indiana State			
5	Sam Houston St.			
8	at Marquette			
12	Missouri-K.C.			


Rhode Island

NOV. 28 • AT RHODE ISLAND

1 p.m. CST • Providence, R.I. • Providence Civic Center (12,641)



Head Coach
Jim Harrick



Senior Forward
Antonio Reynolds-Dean



SID
Mike Ballweg

General Information

Location: Kingston, R.I.
Founded: 1892
Enrollment: 13,437
Colors: Light Blue, Dark Blue, White
Nickname: Rams
Conference: Atlantic 10
Facility: Providence Civic Center
Capacity: 12,641
President: Dr. Robert Carothers
Athletics Dir.: Ron Petro
1997-98 Record: 25-9
Conference Record: 12-4 (2ndE)
Starters Returning/Lost: 2/3
Lettermen Returning/Lost: 5/4

Coaching Staff

Head Coach: Jim Harrick
Alma Mater: Morris Harvey, '60
Record at URI: 25-9 (1)
Career Record: 383-169 (18)
Assistants:
Jerry DeGregorio (St. John's, '84)
Jim Harrick Jr. (Pepperdine, '87)
Tom Garrick (Rhode Island, '89)
Office Phone: 401-874-2544

Series Information

First meeting

Sports Information

Basketball SID: Mike Ballweg
Office: 401-874-2401
Home: 401-364-6655

SID FAX: 401-874-5354
E-mail: mballweg@uriacc.uri.edu
Web Site: www.uri.edu

Top Returnees

Name	Pos.	Ht.	Wt.	Cl.	PPG	RPG	APG
Antonio Reynolds-Dean	F	6-7	220	Sr.	11.2	7.6	
Luther Clay	C	6-9	225	Jr.	9.8	6.7	
Preston Murphy	G	6-1	180	Sr.	9.1	2.7	


1998-99 Schedule

NOVEMBER	23	San Francisco	27	St. Joseph's
9-	27	at Cleveland St.	30	at Duquesne
10	29-			
14	30	at Sparkletts Inv.	FEBRUARY	
19			4	at Massachusetts
24			6	Temple
28			10	at Virginia Tech
	JANUARY		13	Massachusetts
	3	at Xavier	16	at St. Bonaventure
	10	Dayton	21	at St. Joseph's
DECEMBER	13	Fordham	24	St. Bonaventure
1-2	16	at Temple	28	at Fordham
5	21	LaSalle		
12	23	Geo. Washington		


N. Illinois

DEC. 2 • AT WISCONSIN


7 p.m. CST • Madison, Wis. • Kohl Center (17,142)



Head Coach
Brian Hammel



Senior Forward
T.J. Lux



SID
Steve Nemeth

General Information

Location: DeKalb, Ill.
Founded: 1895
Enrollment: 22,252
Colors: Cardinal and Black
Nickname: Huskies
Conference: Mid-American
Facility: Evans Field House
Capacity: 6,044
President: John E. La Tourette
Athletics Dir.: (Ms.) Cary Groth
1997-98 Record: 10-16
Conference Record: 6-12 (5thW)
Starters Returning/Lost: 4/1
Lettermen Returning/Lost: 10/3

Coaching Staff

Head Coach: Brian Hammel
Alma Mater: Bentley, '75
Record at NIU: 97-97 (7)
Career Record: 188-167 (13)
Assistants:
Benjy Taylor (Richmond, '89)
Andy Greer (SUNY-Brockport, '84)
Ryan Marks (Southern Cal, '93)
Office Phone: 815-753-1633

Series Information

UW leads 9-1 (UW won last meeting 87-77 on 12/1/87)

Sports Information

Basketball SID: Steve Nemeth
Office: 815-753-1706
Home: 815-758-6442

SID FAX: 815-753-9540
E-mail: snemeth@niu.edu
Web Site: www.niu.edu/athletics

Top Returnees

Name	Pos.	Ht.	Wt.	Cl.	PPG	RPG	APG
T.J. Lux	F	6-9	220	Sr.	18.6	11.1	
Burton Anderson	F	6-4	201	Sr.	9.2	4.7	
Steve Determan	F/C	6-9	205	So.	6.2	4.4	


1998-99 Schedule

NOVEMBER	19	at Lamar	28	Buffalo
14	22	Chicago State	30	Kent State
17	30	at Marshall		
21		New Orleans	FEBRUARY	
24		at Illinois-Chicago	3	at Bowling Green
28-			6	Ball State
29		at Fla. Int. Tourn.	10	Marshall
	JANUARY		15	Akron
	2	at Ball State	18	at Central Mich.
	9	at Western Mich.	20	at Buffalo
	13	Central Michigan	24	Toledo
DECEMBER	16	Eastern Michigan		
2	21	at Toledo		
15	23	at Akron		


Opponents, cont.

Illinois State

DEC. 5 • AT ILLINOIS STATE
7:05 p.m. CST • Normal, Ill. • Redbird Arena (10,200)



Head Coach
Kevin Stallings



Senior Guard
Kyle Cartmill



SID
Kenny Mossman

General Information

Location: Normal, Ill.
Founded: 1857
Enrollment: 20,045
Colors: Red and White
Nickname: Redbirds
Conference: Missouri Valley
Facility: Redbird Arena
Capacity: 10,200
President: Dr. David Strand
Athletics Dir.: Rick Greenspan
1997-98 Record: 25-6
Conference Record: 16-2 (1st)
Starters Returning/Lost: 0/5
Lettermen Returning/Lost: 6/7

Coaching Staff

Head Coach: Kevin Stallings
Alma Mater: Purdue, '82
Record at ISU: 107-48 (5)
Career Record: Same
Assistants:
Chad Altadonna (Illinois State, '96)
Tom Richardson (St. Xavier, '77)
Alvin Williamson (Tulsa, '95)
Office Phone: 309-438-8681

Series Information

Tied 1-1 (UW won last meeting
80-66 on 11/18/97)

Sports Information

Basketball SID: Kenny Mossman
Office: 309-438-3825
Home: 309-888-4023

SID FAX: 309-438-5634
E-mail: kmossm@ilstu.edu
Web Site: www.isilstu.edu/Redbirds

Top Returnees


Name	Pos.	Ht.	Wt.	Cl.	PPG	RPG	APG
Kyle Cartmill	G	6-0	175	Sr.	7.0	1.9	2.0
Kenneth Pierson	F	6-8	185	Sr.	1.4	1.2	
Ronald vanVelzen	F	6-10	250	Sr.	1.3	1.0	

1998-99 Schedule


NOVEMBER	19 at Drake	27 Indiana State
15 Oakland	23 Illinois-Chicago	30 at Southern Illinois
18 UW-Green Bay	29 Eastern Illinois	
20 Akron		FEBRUARY
25-	JANUARY	3 SW Missouri St.
27 at Hawaii-Pacific Tour.	2 at Wichita State	7 Southern Illinois
	5 at SW Missouri St.	10 at Bradley
DECEMBER	9 Northern Iowa	14 Creighton
2 Alcorn State	13 Drake	17 at Northern Iowa
5 Wisconsin	16 at Evansville	20 Evansville
8 at Purdue	20 Bradley	22 at Indiana State
12 Wichita State	23 at Creighton	

Temple


DEC. 9 • AT TEMPLE
6 p.m. CST • Philadelphia, Pa. • The Apollo of Temple (10,224)



Head Coach
John Chaney



Junior Guard
Pepe Sanchez



SID
Brian Kirschner

General Information

Location: Philadelphia, Pa.
Founded: 1884
Enrollment: 30,000
Colors: Cherry and White
Nickname: Owls
Conference: Atlantic 10
Facility: The Apollo of Temple
Capacity: 10,224
President: Peter J. Liacouras
Athletics Dir.: Dave O'Brien
1997-98 Record: 21-9
Conference Record: 13-3 (1stE)
Starters Returning/Lost: 3/2
Lettermen Returning/Lost: 7/5

Coaching Staff

Head Coach: John Chaney
Alma Mater: Bethune-Cookman, '55
Record at TU: 356-149 (16)
Career Record: 581-208 (26)
Assistants:
Dean Demopoulos (West Chester, '77)
Nate Blackwell (Temple, '90)
Dan Leibovitz (Penn, '96)
Office Phone: 215-204-7443

Series Information

Tied 2-2 (Temple won last meet-
ing 59-49 on 12/6/97)

Sports Information

Basketball SID: Brian Kirschner
Office: 215-204-4824
Home: 215-635-2652

SID FAX: 215-204-7499
E-mail: bkirschn@nimbus.temple.edu
Web Site: www.temple.edu/owlsport

Top Returnees

Name	Pos.	Ht.	Wt.	Cl.	PPG	RPG	APG
Lamont Barnes	F	6-10	230	Jr.	13.8	8.0	
Rasheed Brokenborough	G	6-4	185	Sr.	11.8	3.3	
Pepe Sanchez	G	6-4	198	Jr.	9.6	4.1	4.9

1998-99 Schedule

NOVEMBER	19 at Rutgers	30 at St. Bonaventure
10 vs. Georgetown	29 vs. Stanford	
11 vs. TBA	31 at Fresno State	FEBRUARY
18 Mississippi		4 Dayton
20 Michigan State	JANUARY	6 at Rhode Island
23 at Pennsylvania	3 LaSalle	9 at St. Joseph's
	6 St. Bonaventure	14 at Xavier
DECEMBER	9 at Fordham	16 at Virginia Tech
1 at Penn State	14 St. Joseph's	20 George Wash.
5 at Indiana	16 Rhode Island	24 Fordham
9 Wisconsin	19 at Duquesne	28 at Massachusetts
14 Florida State	23 Massachusetts	


Pepperdine

DEC. 12 • AT WISCONSIN


3:30 p.m. CST • Madison, Wis. • Kohl Center (17,142)



Head Coach
Lorenzo Romar



Senior Guard
Jelani Gardner



SID
Michael Zapolski

General Information

Location: Malibu, Calif.
Founded: 1937
Enrollment: 7,800
Colors: Blue, Orange and White
Nickname: Waves
Conference: West Coast
Facility: Firestone Fieldhouse
Capacity: 3,104
President: David Davenport
Athletics Dir.: Dr. John Watson
1997-98 Record: 17-10
Conference Record: 9-5 (2nd)
Starters Returning/Lost: 3/2
Lettermen Returning/Lost: 7/4

Coaching Staff

Head Coach: Lorenzo Romar
Alma Mater: Washington, '80
Record at PU: 23-31 (2)
Career Record: Same
Assistants:
Randy Bennett (UC-San Diego, '86)
Darwin Cook (Portland, '80)
Ken Ammann (Stanford, '91)
Office Phone: 310-456-4161

Series Information

PU leads 1-0 (Pepperdine won last meeting 77-66 on 11/24/97)

Sports Information

Basketball SID: Michael Zapolski
Office: 310-456-4333
Home: 818-597-1561

SID FAX: 310-456-4322
E-mail: mzapolsk@pepperdine.edu
Web Site: www.pepperdine.edu

Top Returnees

Name	Pos.	Ht.	Wt.	Cl.	PPG	RPG	APG
Jelani Gardner	G	6-6	205	Sr.	14.1	4.1	5.4
Tommie Prince	F	6-5	210	Sr.	7.8	3.8	2.0
Kelvin Gibbs	F	6-6	245	So.	4.7	4.3	1.0

1998-99 Schedule

NOVEMBER	21-	21 at St. Mary's
14 UC-Santa Barb.	22-	23 at San Diego
17 UC-Irvine	23 at Pearl Harb. Classic	29 San Diego
19 Fresno State	29 Sparkletts Invit.	30 St. Mary's
21 at Long Beach St.	30 Sparkletts Invit.	
24 Wichita State		
28 at CS-Fullerton		
	JANUARY	
	2 at San Jose State	3 at Loyola (Mary.)
	7 at Portland	6 Loyola (Mary.)
	9 at Gonzaga	12 at San Francisco
	15 Santa Clara	14 at Santa Clara
	16 San Francisco	19 Gonzaga
		20 Portland
	DECEMBER	
5 vs. Kansas		
12 at Wisconsin		
17 S. Calif. College		


Texas

DEC. 15 • AT TEXAS


7 p.m. CST • Austin, Texas. • Frank Erwin Center (16,042)



Head Coach
Rick Barnes



Kris
Clack



SID
Scott McConnell

General Information

Location: Austin, Texas
Founded: 1883
Enrollment: 48,866
Colors: Burnt Orange and White
Nickname: Longhorns
Conference: Big 12
Facility: Frank Erwin Center
Capacity: 16,042
President: Dr. Larry Faulkner
Athletics Dir.: DeLoss Dodds
1997-98 Record: 14-17
Conference Record: 6-10 (10th)
Starters Returning/Lost: 4/1
Lettermen Returning/Lost: 5/3

Coaching Staff

Head Coach: Rick Barnes
Alma Mater: Lenoir-Rhyne, '77
Record at UT: First Year
Career Record: 202-134 (11)
Assistants:
Ricky Stokes (Virginia, '84)
Brian Cousins (Providence, '91)
Ed Kohtala (Maine, '81)
Office Phone: 512-471-5816

Series Information

Tied 1-1 (Texas won last meeting 71-58 on 3/14/97)

Sports Information

Basketball SID: Scott McConnell
Office: 512-471-1345
Home: 512-899-3317

SID FAX: 512-471-6040
E-mail: smcconnell@mail.utexas.edu
Web Site: www.TexasSports.com

Top Returnees

Name	Pos.	Ht.	Wt.	Cl.	PPG	RPG	APG
Kris Clack	G/F	6-5	225	Sr.	17.3	6.5	3.2
Chris Mihm	C	7-0	255	So.	12.4	8.0	
Nnadubem Muoneke	F	6-7	240	Jr.	10.4	5.7	

1998-99 Schedule


NOVEMBER	27-	31 Massachusetts
17 at Houston	30 at Rainbow Classic	
21 South Florida		
25 at Arizona		
29 Georgia		
	JANUARY	
	2 at Colorado	3 Texas A&M
	6 Iowa State	6 at Texas Tech
	10 at Nebraska	10 Oklahoma
	13 Baylor	14 at Oklahoma St.
	16 Kansas State	17 Texas Tech
	18 at Kansas	20 at Texas A&M
	23 Oklahoma State	24 at Baylor
	25 at Oklahoma	27 Missouri
	DECEMBER	
2 Oral Roberts		
5 at San Diego		
12 Utah		
15 Wisconsin		
19 at LSU		

Opponents, cont.

Marquette

DEC. 23 • AT MARQUETTE

7 p.m. CST • Milwaukee, Wis. • Bradley Center (19,150)



Head Coach
Mike Deane



Senior Center
Jarrod Lovette



SID
Kathleen Hohl

General Information

Location: Milwaukee, Wis.
 Founded: 1881
 Enrollment: 10,600
 Colors: Blue and Gold
 Nickname: Golden Eagles
 Conference: Conference USA
 Facility: Bradley Center
 Capacity: 19,150
 President: Rev. Robert A. Wild, S.J.
 Athletics Dir.: Bill Cords
 1997-98 Record: 20-11
 Conference Record: 8-8 (7th)
 Starters Returning/Lost: 2/3
 Lettermen Returning/Lost: 8/5

Coaching Staff

Head Coach: Mike Deane
 Alma Mater: Potsdam State, '74
 Record at MU: 86-40 (4)
 Career Record: 276-142 (14)
 Assistants:
 Dan Thiess (Plattsburgh State, '81)
 Rob Jeter (UW-Platteville, '91)
 Brian Bidlingmyer (Siena, '95)
 Office Phone: 414-288-7130

Series Information

UW leads 55-49 (MU won last meeting 65-60 on 11/14/97)

Sports Information

Basketball SID: Kathleen Hohl
 Office: 414-288-5287
 Home: 414-427-3091

SID FAX: 414-288-6519
 E-mail: Kathleen.Hohl@marquette.edu
 Web Site: www.gomarquette.edu

Top Returnees

Name	Pos.	Ht.	Wt.	Cl.	PPG	RPG	APG
Jarrod Lovette	C	6-10	245	Sr.	10.8	6.9	
Brian Wardle	G	6-5	205	So.	10.3	4.1	
Mike Bargen	G/F	6-7	215	Sr.	6.7	4.4	2.0


1998-99 Schedule

NOVEMBER	13	South Florida	24	DePaul	
14	at Boston College	19	Baylor	28	Tulane
16	Morgan State	23	Wisconsin	30	at St. Louis
19-		31	Illinois-Chicago		
20	at Hawaii Tourn.				
28	at Dayton				
	JANUARY				
	3	at Cincinnati	6	at Louisville	
	6	at Alabama-Birm.	10	Cincinnati	
DECEMBER	6	at Alabama-Birm.	13	UNC-Charlotte	
1	Northeastern	9	at DePaul	21	at Memphis
4	Cornell	13	Louisville	24	Southern Miss.
5	vs. TBA	16	St. Louis	27	at Houston
8	UW-Milwaukee	21	at UNC-Charlotte		


Fresno State

DEC. 27 • AT WISCONSIN

2 p.m. CST • Madison, Wis. • Kohl Center (17,142)



Head Coach
Jerry Tarkanian



Senior Guard
Chris Herren

General Information

Location: Fresno, Calif.
 Founded: 1911
 Enrollment: 17,000
 Colors: Cardinal and Blue
 Nickname: Bulldogs
 Conference: Western Athletic
 Facility: Selland Arena
 Capacity: 10,182
 President: Dr. John Welty
 Athletics Dir.: Al Bohl
 1997-98 Record: 20-13
 Conference Record: 11-5 (2nd)
 Starters Returning/Lost: 2/3
 Lettermen Returning/Lost: 4/9

Coaching Staff

Head Coach: Jerry Tarkanian
 Alma Mater: Fresno State, '55
 Record at FSU: 62-36 (3)
 Career Record: 687-158 (27)
 Assistants:
 Danny Tarkanian (UNLV, '84)
 John Welch (UNLV, '86)
 Wil Hooker (Fresno State, '92)
 Office Phone: 209-278-2748

Series Information

Tied 1-1 (UW won last meeting 64-60 on 12/27/97)

Sports Information

Basketball SID: Rose Pietrzak
 Office: 209-278-2509
 Home: 209-448-0402

SID FAX: 209-278-4689
 E-mail: rpierzack@aol.com
 Web Site: www.gobulldogs.com

Top Returnees

Name	Pos.	Ht.	Wt.	Cl.	PPG	RPG	APG
Chris Herren	G	6-3	185	Sr.	15.6	2.3	4.8
Terrance Roberson	F	6-7	215	Sr.	14.6	4.9	2.3
Larry Abney	F/C	6-8	220	Jr.	5.5	4.1	

1998-99 Schedule

NOVEMBER	19	at Georgia	28	San Diego State	
13	Coppin State	22-	30	Hawaii	
16	Cal-Poly SLO	23	Coors Light Class.		
19	at Pepperdine	27	at Wisconsin		
25-		31	Temple		
28	Great Alaska Shoot.				
	JANUARY				
	4	New Mexico	11	at Texas-El Paso	
DECEMBER	4	New Mexico	13	at New Mexico	
1	Sacramento State	9	at San Jose State	18	Brigham Young
4	Minnesota	14	Texas-El Paso	20	Utah
7	Pacific	23	at Brigham Young	25	at San Diego State
10	Utah State	25	at Utah	27	at Hawaii

Michigan

DEC. 30 • AT MICHIGAN • 7 p.m. CST • Ann Arbor, Mich. • Crisler Arena (13,562)
FEB. 27 or 28 • AT WISCONSIN • Time TBA • Madison, Wis. • Kohl Center (17,142)

General Information

Location: Ann Arbor, Mich.
 Founded: 1817
 Enrollment: 36,450
 Colors: Maize and Blue
 Nickname: Wolverines
 Conference: Big Ten
 Facility: Crisler Arena
 Capacity: 13,562
 President: Lee Bollinger
 Athletics Dir.: Tom Goss
 1997-98 Record: 25-9
 Conference Record: 11-5 (4th)
 Starters Returning/Lost: 2/3
 Lettermen Returning/Lost: 9/4

Coaching Staff

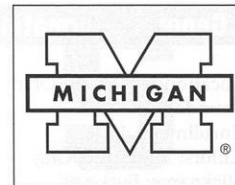
Head Coach: Brian Ellerbe
 Alma Mater: Rutgers, '85
 Record at UM: 25-9 (1)
 Career Record: 59-56 (4)
 Assistants:
 Scott Trost (Minn.-Morris, '85)
 Kurtis Townsend (W. Kentucky, '82)
 Lorenzo Neely (E. Michigan, '91)
 Office Phone: 734-763-5504

Series Information

UM leads 80-50 (UM won last meeting 76-70 on 2/28/98)

1998-99 Schedule

11/13 at Florida International
 11/16 Ball State
 11/19 Detroit
 11/23 vs. Clemson (Maui Inv.)
 11/24 vs. TBA (Maui Inv.)
 11/25 vs. TBA (Maui Inv.)
 11/30 Towson State
 12/2 Bradley
 12/6 vs. W. Michigan (in G. Rapids)
 12/9 at Eastern Michigan
 12/12 at Duke
 12/21 Hampton
 12/27 vs. Florida (in Miami)
 12/30 Wisconsin
 1/2 at Penn State
 1/5 Indiana
 1/9 at Michigan State
 1/16 Ohio State
 1/20 at Minnesota
 1/23 at Purdue
 1/28 Illinois
 1/30 Iowa
 2/4 at Northwestern
 2/7 Minnesota
 2/9 at Ohio State
 2/16 Michigan State
 2/21 at Indiana
 2/23, 2/24 or
 2/25 Penn State
 2/27 or
 2/28 at Wisconsin



Head Coach
 Brian Ellerbe


Sports Information

Basketball SID: B.J. Sohn
 Office: 734-763-4423
 Home: 734-481-9336

SID FAX: 734-647-1188
 E-mail: bjsohn@umich.edu
 Web Site: www.umich.edu/~mgoblue

1998-99 Roster


Name	Pos.	Ht.	Wt.	Cl.	PPG	RPG	APG
Josh Asselin	F/C	6-11	225	So.	2.6	2.6	
Louis Bullock	G	6-3	185	Sr.	17.1	3.3	
Leon Jones	G/F	6-5	200	Fr.			
Ron Oliver	G	6-1	185	Sr.	0.7	0.3	
Robbie Reid	G	6-1	185	Sr.	8.2	2.4	3.4
Donte Scott	G	6-2	180	So.	0.6	0.4	
Brandon Smith	F	6-7	200	So.	3.2	1.3	
Erik Szyndlar	F	6-6	220	Sr.	1.4	0.8	
Darius Taylor	G/F	6-4	190	Sr.	0.8	0.2	
Peter Vignier	C	6-11	250	So.	0.3	0.7	
Chris Young	C/F	6-10	210	Fr.			



Senior Guard
 Louis Bullock

Game Notes

Wisconsin had won four of six from the Wolverines until the UM swept both games a year ago ... the Badgers have not won at Michigan since a 65-63 victory on Jan. 7, 1982 (15 straight losses) ... Michigan's Brian Ellerbe coached Badger sophomore Maurice Linton last summer on the Big Ten's foreign tour in Europe ... Michigan will be making its first visit to the Kohl Center this season ... Wolverine junior Peter Vignier and Badger freshman Maurice Sessoms were teammates at Teaneck (N.J.) High ... Wisconsin's Dec. 30 matchup at Michigan will be the Badgers' earliest conference-opening game since taking on Illinois on Dec. 19, 1966.



SID Bruce Madej



Michigan's Crisler Arena

Ohio State

JAN. 2 • AT WISCONSIN • 7 p.m. CST • Madison, Wis. • Kohl Center (17,142)
FEB. 24 • AT OHIO STATE • 7 p.m. CST • Columbus, Ohio • Schottenstein Center (19,500)

General Information

Location: Columbus, Ohio
 Founded: 1870
 Enrollment: 48,300
 Colors: Scarlet and Gray
 Nickname: Buckeyes
 Conference: Big Ten
 Facility: Schottenstein Center
 Capacity: 19,500
 President: William E. Kirwan
 Athletics Dir.: Andy Geiger
 1997-98 Record: 8-22
 Conference Record: 1-15 (11th)
 Starters Returning/Lost: 4/1
 Lettermen Returning/Lost: 7/1

Coaching Staff


Head Coach: Jim O'Brien
 Alma Mater: Boston College, '71
 Record at OSU: 8-22 (1)
 Career Record: 243-239 (16)
 Assistants:
 Rick Boyages (Bowdoin, '85)
 Paul Biancardi (Salem State, '85)
 Dave Spiller (Canisius, '78)
 Office Phone: 614-292-0505

Series Information


OSU leads 74-53 (OSU won last meeting 61-56 on 2/25/98)

1998-99 Schedule


11/13 Oakland
 11/15 Alabama
 11/18 Robert Morris
 11/20 Penn State
 11/22 Army
 11/24 Tennessee Tech
 11/28 at Vanderbilt
 12/5 at Toledo
 12/14 Tennessee-Martin
 12/17 Florida Atlantic
 12/21 vs. TBA (Puerto Rico Classic)
 12/22 vs. TBA (Puerto Rico Classic)
 12/23 vs. TBA (Puerto Rico Classic)
 12/27 at Miami (Fla.)
 1/2 at Wisconsin
 1/9 Indiana
 1/12 Iowa
 1/16 at Michigan
 1/19 Purdue
 1/23 Minnesota
 1/27 at Michigan State
 1/30 at Illinois
 2/6 at Purdue
 2/9 Michigan
 2/13 at Iowa
 2/17 at Indiana
 2/20 Northwestern
 2/24 Wisconsin
 2/27 at Penn State



Head Coach
Jim O'Brien



Sophomore Guard
Michael Redd



SID Dan Wallenberg

Sports Information

Basketball SID: Dan Wallenberg
 Office: 614-292-6861
 Home: 614-792-3080

SID FAX: 614-292-8547
 E-mail: wallenberg.1@osu.edu
 Web Site: www.ohiostatebuckeyes.com

1998-99 Roster

Name	Pos.	Ht.	Wt.	Cl.	PPG	RPG	APG
Brian Brown	G	6-3	187	Fr.			
Neshaun Coleman	G	6-3	195	Sr.	6.5	1.5	2.5
Will Dudley	F	6-8	210	Fr.			
Shamar Herron	F	6-9	247	So.	1.6	1.5	
Brad Hosket	G	6-3	215	So.			
Ken Johnson	C	6-11	220	Jr.	6.8	4.2	
James "Scoonie" Penn*	G	5-10	175	Jr.			
Michael Redd	G	6-5	193	So.	21.9	6.5	3.0
George Reese	F	6-7	220	Jr.			
Jon Sanderson	F/G	6-7	213	So.	9.1	5.5	2.0
Jason Singleton	G/F	6-6	200	Sr.	10.7	4.8	
Slobodan Savovic	G	6-5	210	Fr.			
Kwadjo Steele	F	6-6	198	Jr.	0.4	0.4	

*Transfer from Boston College

Schottenstein Center

Ohio State will open the new, \$105 million Value City Arena at the Jerome Schottenstein Center this season after playing 42 years in venerable St. John Arena.

Capacity for basketball at the Schottenstein Center will be 19,500.

Game Notes

Home court has proven to be advantageous in the series, with the Badgers winning four of the last five meetings in Madison and the Buckeyes taking 15 of the last 17 in Columbus ... last season, however, each team won on the other's home court (each game was decided by five points) ... Ohio State and Wisconsin play in the Big Ten's two newest arenas ... among conference schools playing in Columbus this season, Wisconsin will be the last (Feb. 24) to visit Ohio State's Schottenstein Center.

Michigan State

JAN. 6 • AT WISCONSIN • 7 p.m. CST • Madison, Wis. • Kohl Center (17,142)
FEB. 20 • AT MICHIGAN STATE • 11:17 a.m. CST • East Lansing, Mich. • Breslin Center (15,138)

General Information

Location: East Lansing, Mich.
 Founded: 1855
 Enrollment: 42,603
 Colors: Green and White
 Nickname: Spartans
 Conference: Big Ten
 Facility: Breslin Center
 Capacity: 15,138
 President: Peter McPherson
 Athletics Dir.: Merritt Norvell
 1997-98 Record: 22-8
 Conference Record: 13-3 (T1st)
 Starters Returning/Lost: 5/0
 Lettermen Returning/Lost: 14/1

Sports Information

Basketball SID: John Farina
 Office: 517-355-2273
 Home: 517-351-9062

Coaching Staff



Head Coach: Tom Izzo
 Alma Mater: N. Michigan, '77
 Record at MSU: 55-36 (3)
 Career Record: Same
 Assistants:
 Tom Crean (C. Michigan, '89)
 Stan Heath (E. Michigan, '88)
 Mike Garland (N. Michigan, '77)
 Office Phone: 517-355-1643

Series Information

MSU leads 53-48 (MSU won last meeting 56-47 on 2/21/98)

1998-99 Schedule

11/13 Northeast Louisiana
 11/17 at Oakland
 11/20 at Temple
 11/27 vs. TBA (Spartan Classic)
 11/28 vs. TBA (Spartan Classic)
 12/2 vs. Duke (Great Eight, Chicago)
 12/5 at Connecticut
 12/10 at East Tennessee State
 12/13 Illinois-Chicago
 12/21 vs. Pepperdine (Pearl Harbor Classic)
 12/22 vs. TBA (Pearl Harbor Classic)
 12/23 vs. TBA (Pearl Harbor Classic)
 12/30 UNC-Asheville
 1/2 Louisville
 1/6 at Wisconsin
 1/9 Michigan
 1/13 Minnesota
 1/16 at Illinois
 1/21 Iowa
 1/24 at Indiana
 1/27 Ohio State
 1/30 Northwestern
 2/2 at Penn State
 2/6 at Iowa
 2/11 Illinois
 2/13 at Minnesota
 2/16 Purdue
 2/18 at Michigan
 2/20 Wisconsin
 2/27 or
 2/28 at Purdue



Head Coach
Tom Izzo


1998-99 Roster

Name	Pos.	Ht.	Wt.	Cl.	PPG	RPG	APG
Adam Ballinger	F	6-9	225	Fr.			
Charlie Bell	G	6-3	185	So.	9.2	4.4	1.3
Steve Cherry	F	6-6	190	So.	0.2	0.4	
Mateen Cleaves	G	6-2	195	Jr.	16.1	2.5	7.2
Doug Davis	G	6-3	165	So.	2.1	0.8	
A.J. Granger	F	6-9	230	Jr.	2.6	1.8	
Lorenzo Guess	G	6-3	190	So.	0.5	0.2	
Andre Hutson	F	6-8	210	So.	7.5	5.2	
Thomas Kelley*	G	6-2	190	Sr.	8.1	1.9	
Jason Klein	G/F	6-7	200	Sr.	11.2	3.7	1.3
Ken Miller	C	6-10	245	So.	0.7	0.8	
Morris Peterson	F	6-6	210	Jr.	8.0	3.5	
Antonio Smith	F	6-8	250	Sr.	7.9	8.7	
Brandon Smith	G	5-10	165	So.			
David Thomas	G/F	6-7	195	Jr.	3.5	3.8	

*redshirted last season; stats are from '96-97

Game Notes

The Spartans have won the last four games in the series ... the last four games in the series in East Lansing have been decided by an average of 22 points per contest ... Michigan State Director of Athletics Merritt Norvell is a 1963 graduate of Wisconsin and played football for the Badgers ... prior to their current positions, Bennett and Izzo faced each other when Bennett was at UW-Green Bay and Izzo was an assistant to Jud Heathcote at MSU ... Badger junior Duany Duany played for Izzo when Izzo coached the Big Ten's foreign (England, France and Germany) touring team during the summer of 1997.



Junior Guard
Mateen Cleaves



SID John Farina



Michigan State's Breslin Center

Purdue

JAN. 10 • AT WISCONSIN • 3 p.m. CST • Madison, Wis. • Kohl Center (17,142)

General Information

Location: West Lafayette, Ind.
 Founded: 1869
 Enrollment: 35,715
 Colors: Old Gold and Black
 Nickname: Boilermakers
 Conference: Big Ten
 Facility: Mackey Arena
 Capacity: 14,123
 President: Dr. Steven C. Beering
 Athletics Dir.: Morgan J. Burke
 1997-98 Record: 28-8
 Conference Record: 12-4 (3rd)
 Starters Returning/Lost: 3/2
 Lettermen Returning/Lost: 7/4

Coaching Staff

Head Coach: Gene Keady
Alma Mater: Kansas State, '58
Record at PU: 394-168 (18)
Career Record: 432-187 (20)
Assistants:
 Frank Kendrick (Purdue, '74)
 Jay Price (Kansas, '91)
 Jim Thrash (E. New Mexico, '68)
Office Phone: 765-494-3214

Series Information

PU leads 93-52 (PU won last meeting 82-59 on 1/31/98)

Sports Information


Basketball SID: Andrew Punzal
Office: 765-494-3197
Home: TBA

SID FAX: 765-494-5447
E-mail: alpunzal@athletics.purdue.edu
Web Site: www.purduesports.com

1998-99 Roster

Name	Pos.	Ht.	Wt.	Cl.	PPG	RPG	APG
John Allison	C	6-10	215	Fr.			
Brian Cardinal	F	6-8	230	Jr.	12.0	4.9	1.8
Jaraan Cornell	G	6-3	200	Jr.	12.8	2.9	2.3
Carson Cunningham*	G	6-1	170	So.	14.9	2.8	4.7
Jamaal Davis	F	6-7	215	So.			
Alan Eldridge	G	6-1	185	Sr.	7.2	2.6	3.6
Chad Kerkhof	G	6-0	170	Jr.	0.9	0.5	0.3
Maynard Lewis	G	6-1	170	Fr.			
Gary McQuay	F	6-8	200	Jr.	6.0	4.6	1.0
Greg McQuay	F	6-7	215	Fr.			
Tony Mayfield	G	6-1	180	Sr.	2.5	1.7	2.1
Mike Robinson	F	6-6	205	Jr.	11.3	5.3	1.7
Rodney Smith	F	6-6	205	Fr.			
Cameron Stephens	F	6-8	220	So.			



*Transfer from Oregon State; statistics are from 1996-97




Purdue's Mackey Arena

1998-99 Schedule

11/13 UNC-Asheville
 11/16 vs. Illinois-Chicago (NIT)
 11/18 vs. TBA (NIT)
 11/22 Lafayette
 11/25 vs. TBA (NIT)
 11/27 vs. TBA (NIT)
 11/29 Eastern Illinois
 12/5 at Xavier
 12/8 Illinois State
 12/11 Valparaiso (Boilermaker Inv.)
 12/12 vs. TBA (Boilermaker Inv.)
 12/19 vs. Butler (at Indianapolis)
 12/22 vs. South Carolina (Meadowlands)
 12/27 at Providence
 1/2 Minnesota
 1/6 at Penn State
 1/10 at Wisconsin
 1/13 Illinois
 1/16 Indiana
 1/19 at Ohio State
 1/23 Michigan
 1/27 at Northwestern
 2/4 Iowa
 2/6 Ohio State
 2/9 at Indiana
 2/13 at Illinois
 2/16 at Michigan State
 2/20 Penn State
 2/23, 2/24 or
 2/25 at Minnesota
 2/27 or
 2/28 Michigan State




Head Coach
Gene Keady



Junior Forward
Brian Cardinal

Game Notes

The two schools meet just once for the fourth time in the last five seasons ... the Boilermakers will make their first visit to the UW's Kohl Center this year ... Wisconsin has defeated Purdue four times in the 1990s, the last being a 69-52 win at the UW Field House in 1997 ... UW Coach Dick Bennett's son, Tony, played for Purdue coach Gene Keady on the 1991 U.S. Pan American Games team that won a bronze medal ... Wisconsin has two state of Indiana natives — Duany Duany (Bloomington) and Charlie Wills (Angola) on its roster ... Boilermaker senior guard Tony Mayfield hails from Milwaukee ... Purdue great Terry Dischinger holds the UW opponent record for points in a game with 50 in 1962.



SID Andrew Punzal

Penn State

JAN. 13 • AT PENN STATE • 6 p.m. CST • University Park, Pa. • Bryce Jordan Center (15,261)
FEB. 13 • AT WISCONSIN • 7 p.m. CST • Madison, Wis. • Kohl Center (17,142)

General Information

Location: University Park, Pa.
 Founded: 1855
 Enrollment: 32,715
 Colors: Blue and White
 Nickname: Nittany Lions
 Conference: Big Ten
 Facility: Bryce Jordan Center
 Capacity: 15,261
 President: Dr. Graham Spanier
 Athletics Dir.: Tim Curley
 1997-98 Record: 19-13
 Conference Record: 8-8 (7th)
 Starters Returning/Lost: 5/1
 Lettermen Returning/Lost: 11/2

Coaching Staff


Head Coach: Jerry Dunn
 Alma Mater: George Mason, '80
 Record at PSU: 50-37 (3)
 Career Record: Same
 Assistants:
 Chuck Swenson (Indiana, '76)
 Mike Boyd (N. Michigan, '70)
 Christian Appleman (Penn State, '90)
 Office Phone: 814-865-5494

Series Information

UW leads 8-5 (UW won last meeting 52-51 on 3/5/98)

1998-99 Schedule

11/16 Virginia Military
 11/20 at Ohio State
 11/23 Lehigh
 11/28 at George Mason
 12/1 Temple
 12/5 Villanova
 12/9 at Bradley
 12/12 Pennsylvania
 12/21 Bucknell
 12/28 vs. Fla. Int. (Fiesta Bowl Tourn.)
 12/29 vs. TBA (Fiesta Bowl Tourn.)
 1/2 Michigan
 1/6 Purdue
 1/9 at Minnesota
 1/13 Wisconsin
 1/20 at Northwestern
 1/23 at Illinois
 1/27 at Iowa
 1/31 Indiana
 2/2 Michigan State
 2/6 Northwestern
 2/13 at Wisconsin
 2/17 Minnesota
 2/20 at Purdue
 2/23, 2/24 or
 2/25 at Michigan
 2/27 Ohio State



Head Coach
Jerry Dunn

Sports Information

Basketball SID: Pat Donghia
 Office: 814-865-1757
 Home: 814-235-6745

SID FAX: 814-863-3165
 E-mail: pad11@psu.edu
 Web Site: www.psu.edu

1998-99 Roster

Name	Pos.	Ht.	Wt.	Cl.	PPG	RPG	APG
Stephan Bekale	F/C	6-9	235	Fr.			
Calvin Booth	C	6-11	226	Sr.	11.8	6.5	
Jon Branam	G	6-0	160	Jr.	1.6	0.0	
Gyasi Cline-Heard	F	6-7	220	So.	3.0	2.3	
Joe Crispin	G	6-1	185	So.	9.6	1.9	3.3
Dan Earl*	G	6-4	193	Sr.	8.4	3.2	
Greg Grays	G	6-0	183	So.	6.0	1.3	
Titus Ivory	G	6-4	210	So.	5.4	2.9	1.9
Carl Jackson	F/C	6-9	247	Jr.	1.8	1.9	
Tim McGovern	G	6-0	160	Jr.	0.0	0.3	
Pete Rogowski	F	6-6	210	So.	0.3	0.2	
Tyler Smith	F	6-8	220	Fr.			
Jarrett Stephens	F	6-7	255	Sr.	13.9	5.8	
Rob Walls	G/F	6-5	195	Fr.			
Scott Witkowski	C	7-0	270	So.	0.6	1.2	


*Medical redshirt in '97-98; statistics are through five games



Penn State's Bryce Jordan Center

Game Notes

Wisconsin has won five of its last six meetings with the Nittany Lions, including a 52-51 win in the first round of the first Big Ten Tournament in Chicago last March ... the Badgers also closed the venerable UW Field House last season with a win over the Nittany Lions ... Penn State has not won at Wisconsin since 1995 (three straight UW wins) ... three of the last four games between the two schools have been decided by a total of 11 points ... Badger Coach Dick Bennett is a Pennsylvania native (born in Pittsburgh) ... Bennett and Penn State Coach Jerry Dunn both have coached three seasons in the Big Ten (each has led his program to one NCAA and one NIT appearance).



Senior Guard
Dan Earl



SID Pat Donghia

Northwestern

JAN. 16 • AT NORTHWESTERN • 11 a.m. CST • Evanston, Ill. • Welsh-Ryan Arena (8,117)
FEB. 10 • AT WISCONSIN • 7 p.m. CST • Madison, Wis. • Kohl Center (17,142)

General Information

Location: Evanston, Ill.
 Founded: 1851
 Enrollment: 7,400
 Colors: Purple and White
 Nickname: Wildcats
 Conference: Big Ten
 Facility: Welsh-Ryan Arena
 Capacity: 8,117
 President: Henry S. Bienen
 Athletics Dir.: Rick Taylor
 1997-98 Record: 10-17
 Conference Record: 3-13 (T9th)
 Starters Returning/Lost: 4/1
 Lettermen Returning/Lost: 8/1

Sports Information

Basketball SID: Chris Hughes
 Office: 847-491-7503
 Home: 847-424-1061

Coaching Staff

Head Coach: Kevin O'Neill
 Alma Mater: McGill, '79
 Record at NU: 10-17 (1)
 Career Record: 150-137 (10)
 Assistants:
 Bob Beyer (Alfred State, '84)
 Brian Gregory (Oakland Univ., '90)
 Billy Schmidt (Wake Forest, '92)
 Office Phone: 847-491-7906

Series Information


UW leads 90-57 (NU won last meeting 47-39 on 2/11/98)

1998-99 Schedule


11/17 Maine
 11/21 Oakland
 11/25 St. Francis (N.Y.)
 11/28 Furman
 12/5 Dayton
 12/14 UW-Milwaukee
 12/19 at Seton Hall
 12/23 Boston College
 12/27 Long Beach State
 1/3 Iowa
 1/6 at Minnesota
 1/9 at Illinois
 1/13 at Indiana
 1/16 Wisconsin
 1/20 Penn State
 1/23 Texas-Pan American
 1/27 Purdue
 1/30 at Michigan State
 2/4 Michigan
 2/6 at Penn State
 2/10 at Wisconsin
 2/13 Indiana
 2/17 Illinois
 2/20 at Ohio State
 2/23, 2/24 or
 2/24 at Iowa
 2/27 Minnesota



Head Coach
 Kevin O'Neill



Senior Center
 Evan Eschmeyer



SID Chris Hughes

1998-99 Roster

Name	Pos.	Ht.	Wt.	Cl.	PPG	RPG	APG
Danny Allouche*	G	6-5	193	Sr.			
Julian Bonner	G	6-1	203	Sr.	9.0	2.8	4.1
Collier Drayton	G	6-3	180	Fr.			
Evan Eschmeyer	C	6-11	244	Sr.	21.7	10.7	
Tavaras Hardy	F	6-7	215	Fr.			
Joe Harmsen	F	6-9	248	Sr.	3.9	3.1	
Napoleon Harris	G	6-3	209	So.	4.9	5.1	
Matt Kamrath	G	6-1	165	Jr.	0.0	0.1	
Steve Lepore	G/F	6-5	200	Fr.			
Aron Molnar	C	6-11	242	Jr.	4.5	2.7	
David Newman	G	6-0	170	Fr.			
Nate Pomeday	G	6-3	196	Sr.	3.5	1.2	
Sean Wink	G	6-2	176	So.	12.1	2.4	

*Transfer from Missouri

Game Notes

The two schools alternated season sweeps of each other for three years before splitting their two meetings last season ... the Badgers defeated the Wildcats 56-33 to open the Kohl Center on Jan. 17, 1998 ... Dick Bennett and Kevin O'Neill met twice as head coaches at UW-Green Bay and Marquette, respectively ... O'Neill's squad came away with a 63-46 win on Feb. 20, 1993 and Bennett's Phoenix won a Dec. 4, 1993 meeting, 46-45 ... Wildcat senior Joe Harmsen was a prep all-stater in Wisconsin ... Wildcat assistant coach Bob Beyer was an assistant at Wisconsin in 1993-94 ... Northwestern and Penn State are the only two Big Ten foes whom the Badgers lead in the all-time series between the schools.



Northwestern's Welsh-Ryan Arena

Illinois

JAN. 20 • AT WISCONSIN • 8 p.m. CST • Madison, Wis. • Kohl Center (17,142)
FEB. 6 • AT ILLINOIS • 3:30 p.m. CST • Champaign, Ill. • Assembly Hall (16,450)

General Information

Location: Champaign-Urbana, Ill.
 Founded: 1867
 Enrollment: 36,000
 Colors: Orange and Blue
 Nickname: Fighting Illini
 Conference: Big Ten
 Facility: Assembly Hall
 Capacity: 16,450
 President: Dr. James Stukel
 Athletics Dir.: Ron Guenther
 1997-98 Record: 23-10
 Conference Record: 13-3 (T1st)
 Starters Returning/Lost: 0/5
 Lettermen Returning/Lost: 4/7

Coaching Staff

Head Coach: Lon Kruger
 Alma Mater: Kansas State, '75
 Record at UI: 45-20 (2)
 Career Record: 282-205 (16)
 Assistants:
 Robert McCullum (Birm. Southern, '76)
 Rob Judson (Illinois, '80)
 Mike Shepherd (Kansas State, '90)
 Office Phone: 217-333-3400

Series Information

UI leads 97-62 (UI won last meeting 66-61 on 3/6/98)

1998-99 Schedule

11/10 vs. Wake Forest (Coaches vs. Cancer)
 11/11 vs. TBA (Coaches vs. Cancer)
 11/17 George Washington
 11/20 St. Louis
 11/23 Tennessee-Martin
 11/28 at Texas-Pan American
 11/30 Valparaiso
 12/5 vs. Bradley (at United Center)
 12/12 Eastern Illinois
 12/19 at Kansas
 12/22 vs. Missouri (at Kiel Arena)
 12/29 vs. Clemson (at Greensboro, N.C.)
 1/3 at Indiana
 1/7 at Iowa
 1/9 Northwestern
 1/13 at Purdue
 1/16 Michigan State
 1/20 at Wisconsin
 1/23 Penn State
 1/28 at Michigan
 1/30 Ohio State
 2/3 at Minnesota
 2/6 Wisconsin
 2/11 at Michigan State
 2/13 Purdue
 2/17 at Northwestern
 2/21 Iowa
 2/23, 2/24 or
 2/25 Indiana



Head Coach
Lon Kruger

Sports Information


Basketball SID: Barbara Butler
 Office: 217-333-1391
 Home: 217-359-5244

SID FAX: 217-333-5540
 E-mail: butler4@uiuc.edu
 Web Site: www.fightingillini.com

1998-99 Roster

Name	Pos.	Ht.	Wt.	Cl.	PPG	RPG	APG
Carvell Ammons*	F	6-6	207	So.	8.3	6.5	
Robert Archibald	F/C	6-10	215	Fr.			
Rich Beyers	F	6-8	230	So.	0.7	0.9	
Cory Bradford	G	6-2	200	Fr.			
Cleotis Brown	G	6-4	185	Jr.			
Victor Chukwudebe	F	6-7	230	Jr.	2.0	3.3	
Arias Davis	G	6-2	180	Sr.	3.2	0.8	
Fess Hawkins	C	6-9	285	So.			
Lucas Johnson	F	6-7	225	Fr.			
Damir Krupalija	F	6-8	210	Fr.			
Sergio McClain	G/F	6-3	230	So.	3.5	3.1	
Frank Williams	G	6-4	180	Fr.			

*Transfer from Northwestern; statistics are from 1996-97



Sophomore G/F
Sergio McClain

Game Notes

Wisconsin had won four straight against Illinois until the Illini swept three straight from the Badgers last season, including a 66-61 verdict in the second round of the inaugural Big Ten Tournament ... Illinois' win at Wisconsin last season snapped a six-game winning streak for the UW at home over the Illini ... the Badgers have five Illinois natives on their roster, including Ty Calderwood (Joliet), Sean Mason (Country Club Hills), Mark Vershaw (East Peoria), Maurice Linton (Calumet City) and Travon Davis (Summitt) ... Vershaw was a prep rival of Illini sophomore Sergio McClain (Peoria).



SID Barbara Butler



Illinois' Assembly Hall

Iowa

JAN. 23 • AT IOWA • 7 p.m. CST • Iowa City, Iowa • Carver-Hawkeye Arena (15,500)

General Information

Location: Iowa City, Iowa
 Founded: 1847
 Enrollment: 27,871
 Colors: Old Gold and Black
 Nickname: Hawkeyes
 Conference: Big Ten
 Facility: Carver-Hawkeye Arena
 Capacity: 15,500
 President: Mary Sue Coleman
 Athletics Dir.: Bob Bowsby
 1997-98 Record: 20-11
 Conference Record: 9-7 (5th)
 Starters Returning/Lost: 2/3
 Lettermen Returning/Lost: 7/5

Sports Information

Basketball SID: Steve Roe
 Office: 319-335-9411
 Home: 319-339-0980

Coaching Staff



Head Coach: Tom Davis
 Alma Mater: UW-Platteville, '60
 Record at UI: 249-130 (12)
 Career Record: 523-280 (27)
 Assistants:
 Gary Close (Arizona State, '78)
 Frank DiLeo (Lafayette, '75)
 Rich Walker (Bowling Green, '71)
 Office Phone: 319-335-9444

Series Information

UI leads 71-58 (UI won last meeting 79-76 on 2/3/98)

1998-99 Schedule

11/15 vs. Western Illinois
 11/19 Northern Iowa
 11/25 Creighton
 12/1 at Drake
 12/4 vs. TBA (Hawkeye Invitational)
 12/5 vs. TBA (Hawkeye Invitational)
 12/8 at Kansas
 12/12 Iowa State
 12/19 Missouri
 12/23 Coppin State
 12/31 Indiana
 1/3 at Northwestern
 1/7 Illinois
 1/12 at Ohio State
 1/16 at Minnesota
 1/21 at Michigan State
 1/23 Wisconsin
 1/27 Penn State
 1/30 at Michigan
 2/4 at Purdue
 2/6 Michigan State
 2/10 Minnesota
 2/13 Ohio State
 2/21 at Illinois
 2/23, 24 or
 2/25 Northwestern
 2/27 or
 2/28 at Indiana



Head Coach
Tom Davis

1998-99 Roster


Name	Pos.	Ht.	Wt.	Cl.	PPG	RPG	APG
Jason Bauer	G	6-3	190	Sr.	0.8	0.7	
Kyle Galloway	G	6-5	185	So.	4.2	1.8	
Marcelo Gomes	F	6-6	220	So.	0.6	1.8	
Duez Henderson	F	6-7	200	Fr.			
Jacob Jaacks	C	6-8	235	Jr.			
J.R. Koch	F	6-10	225	Sr.	6.9	3.3	
Ryan Luehrsmann	G	5-11	175	Jr.	4.0	1.9	3.7
Kent McCausland	G	6-3	190	Sr.	9.6	2.2	
Dean Oliver	G	5-11	175	So.	8.8	2.5	4.2
Jason Price	G	6-0	170	Jr.			
Antonio Ramos	C	7-2	215	Fr.			
Joey Range	G	6-5	200	Fr.			
Guy Rucker	C	6-10	270	Jr.	6.6	3.3	
Rod Thompson	F	6-6	230	Fr.			




Iowa's Carver-Hawkeye Arena

Game Notes

The Badgers and Hawkeyes meet just once for the second straight season ... it will be the first time since 1993 that Iowa will not visit Madison ... Iowa Coach Tom Davis received a master's degree from Wisconsin ... the last two games the teams have played have been decided by a total of four points ... an 80-71 Wisconsin win over the 13th-ranked Hawkeyes in 1996 is one of nine victories over a top-25 opponent for the Badgers in the Bennett era ... Wisconsin SID Steve Malchow is an Iowa graduate ... this season's Badger-Hawkeye tilt will be the 130th meeting between the two schools ... Davis played American Legion baseball with UW Director of Athletics Pat Richter.



Sophomore Guard
Dean Oliver



SID Steve Roe

Minnesota

JAN. 30 • AT WISCONSIN • 11:17 a.m. CST • Madison, Wis. • Kohl Center (17,142)

General Information

Location: Minneapolis, Minn.
 Founded: 1851
 Enrollment: 38,018
 Colors: Maroon and Gold
 Nickname: Golden Gophers
 Conference: Big Ten
 Facility: Williams Arena
 Capacity: 14,625
 President: Mark Yudof
 Athletics Dir.: Dr. Mark Dienhart
 1997-98 Record: 20-15
 Conference Record: 6-10 (8th)
 Starters Returning/Lost: 3/2
 Lettermen Returning/Lost: 7/3

Sports Information

Basketball SID: Bill Crumley
 Office: 612-625-4090
 Home: 612-425-5886

Coaching Staff



Head Coach: Clem Haskins
 Alma Mater: W. Kentucky, '67
 Record at UM: 223-154 (12)
 Career Record: 324-227 (18)
 Assistants:
 Bobby Jones (W. Kentucky, '84)
 Bill Brown (SW Missouri, St., '92)
 Brent Haskins (Minnesota, '98)
 Office Phone: 612-625-3085

Series Information


UM leads 95-72 (UM won last meeting 58-48 on 1/27/98)

1998-99 Schedule

11/21 Appalachian State
 11/24 Seton Hall
 11/28 Winthrop
 11/30 Oregon
 12/4 at Fresno State
 12/12 Eastern Michigan
 12/16 Cincinnati
 12/19 at Nebraska
 12/22 Montana State
 12/29 Sacramento State
 1/2 at Purdue
 1/6 Northwestern
 1/9 Penn State
 1/13 at Michigan State
 1/16 Iowa
 1/20 Michigan
 1/23 at Ohio State
 1/26 Indiana
 1/30 at Wisconsin
 2/3 Illinois
 2/7 at Michigan
 2/10 at Iowa
 2/13 Michigan State
 2/17 at Penn State
 2/23 Purdue
 2/27 at Northwestern



Head Coach
Clem Haskins



Senior Guard
Kevin Clark

1998-99 Roster

Name	Pos.	Ht.	Wt.	Cl.	PPG	RPG	APG
John Aune	C/F	6-9	250	Fr.			
Antoine Broxsie	C	6-10	230	So.	1.5	2.3	
Kevin Burleson	G	6-3	190	Fr.			
Kevin Clark	G	6-2	180	Sr.	11.6	4.1	2.1
Greg Halbert	F	6-8	200	Fr.			
Ryan Keating	G	5-11	175	Fr.			
Quincy Lewis	F	6-7	215	Sr.	14.5	5.6	1.9
Kevin Nathaniel	G/F	6-5	210	So.	2.0	1.7	
Mitch Ohnstad	G	6-2	175	So.			
Joel Przybilla	C	7-0	250	Fr.			
Dusty Rychart	F	6-7	210	Fr.			
Kyle Sanden	F/C	6-11	260	So.	4.4	2.3	
Terrance Simmons	G	6-3	185	So.			
Nick Sinville	F	6-6	225	Fr.			
Jason Stanford	F	6-6	185	Sr.	2.0	1.6	
Jermaine Stanford	F	6-6	185	Sr.	0.4	0.7	
Miles Tarver	F	6-8	230	Sr.	4.4	6.3	

Game Notes

Wisconsin has won four of its last five home games with Minnesota, including a 66-65 victory over the then-No. 2-ranked Gophers to conclude the 1996-97 regular season ... for the first time since 1970, the Badgers will not play at Minnesota where they have not won since 1986 ... Wisconsin has one Minnesota native — junior guard Jon Bryant of Plymouth — on its roster ... Gopher seniors Jason and Jermaine Stanford are Milwaukee, Wis., natives ... Minnesota makes its first visit to the Kohl Center this season ... Wisconsin has played Minnesota more times (168) than any other Badger opponent.



SID Bill Crumley



Minnesota's Williams Arena

Indiana

FEB. 3 • AT INDIANA • 7 p.m. CST • Bloomington, Ind. • Assembly Hall (17,357)

General Information

Location: Bloomington, Ind.
 Founded: 1820
 Enrollment: 36,000
 Colors: Crimson and Cream
 Nickname: Hoosiers
 Conference: Big Ten
 Facility: Assembly Hall
 Capacity: 17,357
 President: Dr. Myles Brand
 Athletics Dir.: Clarence Doninger
 1997-98 Record: 20-12
 Conference Record: 9-7 (T5th)
 Starters Returning/Lost: 4/1
 Lettermen Returning/Lost: 7/4

Sports Information

Basketball SID: Gregg Elkin
 Office: 812-855-9399
 Home: 812-330-0550

Coaching Staff


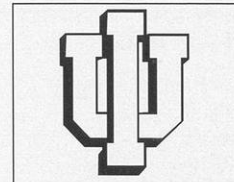
Head Coach: Bob Knight
 Alma Mater: Ohio State, '62
 Record at IU: 618-220 (27)
 Career Record: 720-270 (33)
 Assistants:
 Mike Davis (Thomas Edison, '95)
 Pat Knight (Indiana, '95)
 John Treloar (Belhaven, '78)
 Office Phone: 812-855-2238

Series Information

IU leads 87-47 (IU won last meeting 69-59 on 1/25/98)

1998-99 Schedule


11/7 vs. Seton Hall (NABC Classic)
 11/8 vs. South Carolina (NABC Classic)
 11/14 Indiana State
 11/18 Alabama-Birmingham
 11/23 vs. Kansas State (Maui Inv.)
 11/24 vs. TBA (Maui Inv.)
 11/25 vs. TBA (Maui Inv.)
 12/1 at Notre Dame
 12/5 Temple
 12/8 vs. Kentucky (at Louisville)
 12/11 vs. Boise State (Indiana Classic)
 12/12 vs. TBA (Indiana Classic)
 12/20 San Francisco
 12/27 vs. Drake (Hoosier Classic)
 12/28 vs. TBA (Hoosier Classic)
 12/31 at Iowa
 1/3 Illinois
 1/5 at Michigan
 1/9 at Ohio State
 1/13 Northwestern
 1/16 at Purdue
 1/24 Michigan State
 1/26 at Minnesota
 1/31 at Penn State
 2/3 Wisconsin
 2/9 Purdue
 2/13 at Northwestern
 2/17 Ohio State
 2/21 Michigan
 2/23, 2/24 or
 2/25 at Illinois
 2/27 or
 2/28 Iowa



Head Coach
Bob Knight

1998-99 Roster

Name	Pos.	Ht.	Wt.	Cl.	PPG	RPG	APG
Dane Fife	G	6-4	190	Fr.			
Tom Geyer	F	6-8	240	Fr.			
William Gladness	F	6-8	220	Sr.	8.6	5.1	1.9
A.J. Guyton	G	6-1	175	Jr.	16.8	3.5	3.7
Kirk Haston	F	6-10	230	Fr.			
Kyle Hornsby	G/F	6-5	205	Fr.			
Luke Jimenez	G	6-3	195	Jr.	3.0	1.0	1.4
Michael Lewis	G	6-1	180	Jr.	6.2	2.5	4.7
Jarrold Odle	F	6-8	205	Fr.			
Antwaan Randle El	G	5-11	180	Fr.			
Luke Recker	G	6-6	193	So.	12.8	3.9	2.8
Larry Richardson	F	6-8	220	Jr.	2.9	1.3	0.1
Rob Turner	G	6-4	200	Sr.	7.3	2.8	1.8
Lynn Washington	F	6-7	225	Jr.			




Junior Guard
A.J. Guyton

Game Notes


The Badgers and Hoosiers play just once for the second straight season ... Indiana has won the last two meetings after the Badgers snapped a 31-game losing streak to IU in 1997 ... a pair of Badgers — Duany Duany (Bloomington) and Charlie Wills (Angola) — hail from Indiana ... Wisconsin assistant coach Brian Hecker is a 1990 graduate of IU ... if the Badgers win this season's meeting, Dick Bennett would become the first Wisconsin coach to defeat Indiana twice since Bill Cofield did it three times in '77, '78 and '80 ... Indiana and Wisconsin have the second and third-largest arenas, respectively, in the Big Ten behind Ohio State.



SID Gregg Elkin



Indiana's Assembly Hall



1997-98 REVIEW



1997-98 REVIEW

IN THIS SECTION

- 101 Season Recap
 - 102 1997-98 Seniors
 - 103 Game Results
 - 104 Season Statistics
 - 105 Highs and Lows
 - 106 Game-by-Game Statistics
 - 107-17 Game Sumaries
 - 118-20 Big Ten Review
- 

Season Summary

FINAL RECORD

Wisconsin was 12-19 overall and 3-13 (T9th with Northwestern) in Big Ten play.

COACH DICK BENNETT

Dick Bennett completed his third season at Wisconsin and his 22nd overall as a collegiate coach. His record at Wisconsin stands at 47-44 (.516) and his career mark is 407-233 (.636).

ALL-CONFERENCE MENTION

UW scoring leader Sean Mason was the only Badger mentioned when the all-Big Ten teams were announced. He was an honorable mention selection by both the media and coaches.

TEAM HONOREES

The Wisconsin basketball team, including four players who were singled out for special honors, was recognized on April 8 at the squad's annual banquet held at the Monona Terrace before a crowd of approximately 500 supporters.

Senior Sean Daugherty was named the Badger Award winner. That honor goes to the player who best exemplifies the qualities of humility, passion, unity, servanthood and thankfulness, both on and off the court.


Seniors David Burkemper and Brian Vraney were repeat co-winners of the Red Team Award, which goes to the player(s) who is commended for his effort as a member of the "red team," which competes against the starters in practice. Vraney is a three-time co-winner of this honor.

Hennsy Auriantal earned the team's Scholar-Athlete Award and Free Throw Ladder Award, which goes to the player who wins the team's season-long free throw shooting competition during practice.

STRENGTH OF SCHEDULE

Wisconsin played one of the school's most difficult schedules ever in 1997-98.

The Badgers' strength of schedule was rated 17th nation-



Guard Sean Mason earned honorable mention all-Big Ten acclaim after leading the Badgers in scoring with a 15.5 points per game average.

ally according to duplications of the RPI ratings and 20th according to the Sagarin Ratings.

Wisconsin played eight 1998 NCAA Tournament participants and seven more teams who played in the '98 NIT.

TOUGH DEFENSE

Wisconsin, which finished 19th nationally in scoring defense, won the Big Ten scoring defense title (all games) for the second straight season by yielding just 62.6 points per game. The UW was second in scoring defense in conference games with a 62.9 ppg average, just 0.9 behind Illinois. The

Badgers were second in the conference (league games) in field goal percentage defense (.415) behind Illinois (.410) and tied for fifth in the league (all games) in that category by holding opponents to .425 from the floor.

CLOSE CONTESTS

Wisconsin played in a number of close games in 1997-98. In fact, 17 of the Badgers' 19 losses were by an average of just 8.2 points per game. Despite its 12-19 record, Wisconsin opponents scored just 2.1 points per game more than the Badgers. The UW's final 10 games were decided by

an average of only 5.6 points per contest. The score differential was 10 points or less with 5:00 left to play in all but seven Wisconsin games in '97-98.

FINE AT THE LINE

The Badgers shot .704 from the free throw line to become the first Wisconsin squad since 1985-86 to eclipse the 70-percent mark at the charity stripe.

MEN OF STEALS

Mike Kelley (58) and Hennsy Auriantal (46) both reached 40 steals for the season to mark the first time UW has had two players with at least 40 thefts since 1993-94 when Tracy Webster had 69 and Michael Finley had 40.

NEW HOME

During the 1997-98 season, the Badgers moved their home court from the UW Field House to the new, \$76 million Kohl Center (capacity 17,142). Wisconsin's all-time record at the Field House was 535-313 (.631).

Wisconsin's first game in the Kohl Center was a 56-33 win over Northwestern on Jan. 17. The Badgers played the final game at the UW Field House on Jan. 14 and came away with a 76-57 victory over Penn State.

100TH YEAR

Wisconsin commemorated its 100th season of men's basketball in 1997-98. The program's all-time record stands at 1,110-1,000.

FOR STARTERS

Wisconsin used 14 different starting lineups in '97-98. The Badgers started three freshmen on five different occasions.

YOUTH PREVAILS


By the end of the season, the Badgers featured four freshmen (Mike Kelley, Andy Kowske, Mark Vershaw and Maurice Linton) in their 10-man rotation. The quartet accounted for 36 percent of all of the UW's minutes played for the season.

1997-98 Seniors

Booker Coleman, F/C

CAREER — Played in 92 games, including 18 starts ... averaged 1.9 points and 2.1 rebounds ... shot .526 from the field ... finished with 47 blocked shots ... **SENIOR (1997-98)** — Played in 30 games, including 15 starts (both career highs) ... shot .578 from the field ... third on team in blocked shots with 15 ... played total of 432 minutes after entering season with total of 452 minutes played in three prior seasons ... career highs in minutes (32), points (13) and rebounds (eight) in win over Ohio State ... **JUNIOR (1996-97)** — Played in 27 of 28 games, including starts vs. Providence and Michigan ... averaged 1.1 points and 1.4 rebounds ... shot .478 (11-23) from the field ... tied for third on team in blocked shots with 13 ... **SOPHO-**


MORE (1995-96) — Played in 25 games ... made only start in season opener vs. Villanova when he replaced injured Sean Daugherty ... second on team in blocked shots with 18 ... **SUMMER OF 1995** — Member of American all-star team, coached by St. Bonaventure assistant coach Rob Lanier, which toured Germany in early June ... also played for Big Ten All-Star squad that compiled 7-0 record against Japanese college all-star teams and U.S. Military teams in Japan in June ... averaged 7.7 points and 6.4 rebounds per game ... **FRESHMAN (1994-95)** — Saw action in 10 games, accumulating 25 minutes of playing time ... most extensive playing time was six minutes at Eastern Michigan ... averaged 0.6 points and 0.8 rebounds.



Sean Daugherty, F

CAREER — Played in 117 games (including 96 straight), fourth-most ever at Wisconsin ... his 85 starts rank eighth at UW ... ranks 22nd on all-time school scoring list with 1,057 points ... eighth on UW's all-time rebounds list with 644 ... sixth on school's minutes played list with 3,007 ... only the seventh player in school history to register 1,000 points and 600 rebounds ... one of 26 players with at least 11 career "double-doubles" at Wisconsin ... **SENIOR (1997-98)** — Winner of team's Badger Award ... team tri-captain who played in 31 games (tied for fourth-most in a season at UW), including 28 starts ... third on team in minutes played (26.4) ... team's leading rebounder (6.2) and second-leading scorer (10.8) ... tied for team lead with 18 blocked shots ... team's second-leading field goal shooter (.443) among players with 100 attempts ... finished seventh in Big Ten (league games) in rebounding (7.4) ... scored in double figures 17 times, including career-high 24 points in Big Ten Tournament contest vs. Illinois ... registered five "double-doubles" ... in the last 11 games of the season he shot .496 from the field and averaged 13.3 points and 8.3 rebounds ... **JUNIOR (1996-97)** — Played in all 28 games, including 21 starting assignments ... second on team in field goal shooting (.443) among regulars and second in rebounding (5.4) ... also second on team in three-point field goal percentage (.354) ... squad's third-lead-


ing scorer (9.6) ... tied for third on team in blocked shots with 13 ... helped key Badgers' run to NCAA Tournament by averaging 10 points, 7.3 rebounds and shooting 74 percent from free throw line in last nine (team was 7-2) regular-season games ... team was 9-2 when he grabbed at least seven rebounds ... registered "double-doubles" at Minnesota (11-10), vs. Michigan (14-11) and vs. Illinois (15-11) ... **SOPHOMORE (1995-96)** — Won UW's Free Throw Ladder Award (goes to the winner of the team's season-long free throw shooting competition during practice) ... tied school record for games played with 32 ... his 31 starts ranked in a second-place tie on UW single-season list ... finished 14th in Big Ten in rebounding in all games and 15th in league games only ... second on team in rebounds and field goal percentage and third in scoring ... scored in double figures 17 times ... team was 6-0 in games in which he reached double figures in rebounds ... recorded "double-doubles" vs. Northeastern Illinois (16-11), Marquette (10-11) and Minnesota (17-12) ... hit game-winning, 16-foot jumper at buzzer in win over Penn State ... then career-high 22 points at Iowa ... career-high 13 rebounds in 40 minutes in upset win at Illinois ... **FRESHMAN (1994-95)** — Played in 26 of team's 27 games ... started last four games of season at forward ... averaged 4.6 points and 3.8 rebounds.



Brian Vraney, F

CAREER — Four-year letterwinner, who twice made the team as a walk-on ... played in a total of 31 games and earned only start on "Senior Night" in '98 ... academic all-Big Ten in '97-98 ... scored

total of 29 points and grabbed 23 rebounds ... three-time winner of UW's Red Team Award ... career high eight points vs. Chaminade in Maui Invitational in '95.



Game Results

DATE	OPPONENT (A.P. RANK)	W/L	SCORE	ATTEND.	WISCONSIN HI SCORER	WISCONSIN HI REBOUNDER
Nov. 14	MARQUETTE	L	60-65	11,500	Daugherty — 22	Auriantal — 6 Kelley — 6 Vershaw — 6
Nov. 18	ILLINOIS STATE (24)	W	80-66	11,500	Mason — 20	Auriantal — 4
Nov. 24	at Pepperdine	L	66-77	2,471	Mason — 21	Okey — 7
Nov. 28	#Pacific	L	48-55	N/A	Daugherty — 15	Auriantal — 4 Vershaw — 4
Nov. 29	#Oklahoma (18)	W	75-64	N/A	Mason — 17	Mason — 5
Nov. 30	#Montana	W	78-61	N/A	Auriantal — 19	Vershaw — 6
Dec. 6	TEMPLE (20)	L	49-59	11,500	Mason — 18 Vershaw — 18	Okey — 10
Dec. 9	TOLEDO	W	73-68 OT	10,787	Mason — 19	Kowske — 6
Dec. 13	at Ball State	L	56-68	7,900	Duany — 13	Daugherty — 10
Dec. 20	COPPIN STATE	W	71-63	11,500	Duany — 20	Duany — 8 Auriantal — 8
Dec. 23	NEVADA	W	62-53	11,500	Okey — 14 Mason — 14	Kowske — 7
Dec. 27	at Fresno State	W	64-60	10,220	Mason — 17	Kowske — 10
Dec. 31	MICHIGAN (18)	L	63-76	11,500	Okey — 14	Okey — 6
Jan. 3	at Ohio State	W	64-59	9,005	Mason — 17	Coleman — 8
Jan. 8	at Michigan State	L	40-63	15,138	Kowske — 8 Vershaw — 8	Daugherty — 8
Jan. 14	PENN STATE	W	76-57	11,500	Auriantal — 18	Daugherty — 8
Jan. 17	NORTHWESTERN	W	56-33	16,697	Mason — 18	Daugherty — 4 Kowske — 4
Jan. 21	at Illinois	L	48-62	11,281	Auriantal — 13	Daugherty — 5 Coleman — 5
Jan. 25	INDIANA	L	59-69	15,551	Mason — 21	Daugherty — 11
Jan. 27	at Minnesota	L	48-58	14,354	Mason — 24	Mason — 7 Coleman — 7
Jan. 31	at Purdue (10)	L	59-82	14,123	Daugherty — 16	Daugherty — 12
Feb. 3	IOWA (24)	L	76-79	16,096	Mason — 14	Daugherty — 10
Feb. 7	ILLINOIS	L	47-53 OT	16,414	Daugherty — 16	Daugherty — 12
Feb. 11	at Northwestern	L	39-47	3,947	Vershaw — 9	Vershaw — 8 Kowske — 8
Feb. 14	at Penn State	L	69-75	11,514	Mason — 30	Daugherty — 9
Feb. 18	UW-MILWAUKEE	W	65-58	11,578	Mason — 24	Auriantal — 10
Feb. 21	MICHIGAN STATE (14)	L	47-56	16,367	Mason — 14	Daugherty — 7
Feb. 25	OHIO STATE	L	56-61	16,042	Daugherty — 18	Daugherty — 11
Feb. 28	at Michigan (21)	L	70-76	12,324	Mason — 28	Linton — 7
Mar. 5	*Penn State	W	52-51	21,711	Mason — 17	Daugherty — 11
Mar. 6	*Illinois (18)	L	61-66	21,711	Daugherty — 24	Kowske — 4 Linton — 4 Auriantal — 4 Mason — 4

Home games ALL CAPS

#Big Island Invitational (Hilo, Hawaii)

*Big Ten Tournament (Chicago, Ill.)

Statistics

All Games

Record: 12-19 Home: 7-8 Away: 2-9 Neutral: 3-2

PLAYER	G-GS	MP-AVG	FG-FGA	PCT	3P-3PA	PCT	FT-FTA	PCT	REB AVG	PF-D	AT	TO	BK	ST	PTS	AVG
Mason	31-26	885-28.5	149-378	.394	54-161	.335	128-157	.815	106 3.4	87-3	46	96	13	14	480	15.5
Daugherty	31-28	818-26.4	125-282	.443	11-34	.324	75-105	.714	192 6.2	77-2	33	51	18	14	336	10.8
Auriantal	29-19	759-26.2	72-205	.351	27-87	.310	38-53	.717	99 3.4	72-0	64	55	2	46	209	7.2
Vershaw	31-4	649-20.9	59-134	.440	4-10	.400	42-72	.583	83 2.7	48-0	52	45	8	10	164	5.3
Kowske	31-13	582-18.8	58-117	.496	0-0	.000	41-61	.672	120 3.9	71-3	14	30	18	10	157	5.1
Duany	29-3	422-14.6	48-150	.320	16-81	.198	18-27	.667	50 1.7	27-0	10	23	9	8	130	4.5
Kelley	31-29	868-28.0	44-108	.407	11-38	.289	30-38	.789	63 2.0	102-8	55	39	4	58	129	4.2
Coleman	30-15	432-14.4	37-64	.578	0-0	.000	35-63	.556	89 3.0	62-2	4	28	15	10	109	3.6
Okey	9-7	226-25.1	29-71	.408	5-12	.417	25-34	.735	44 4.9	31-2	23	18	5	8	88	9.8
Linton	21-4	205-9.8	20-51	.392	1-3	.333	12-19	.632	29 1.4	17-0	8	18	2	0	53	2.5
Burkemper	31-6	384-12.4	3-18	.167	1-11	.091	15-23	.652	26 0.8	47-0	39	19	1	10	22	0.7
Vraney	6-1	11-1.8	0-0	.000	0-0	.000	0-0	.000	4 0.7	1-0	0	1	0	0	0	0.0
Chambers	7-0	11-1.6	0-1	.000	0-1	.000	0-0	.000	3 0.4	0-0	0	0	0	1	0	0.0
team									88			3				
Wisconsin	31	6251	644-1579	.408	130-438	.297	459-652	.704	996 32.1	642	348	431	95	189	1877	60.5
Opponents	31	6251	643-1513	.425	197-553	.356	457-689	.663	1034 33.4	602	354	482	98	186	1940	62.6

Big Ten Games

Record: 3-13 Home: 2-6 Away: 1-7

PLAYER	G-GS	MP-AVG	FG-FGA	PCT	3P-3PA	PCT	FT-FTA	PCT	REB AVG	PF-D	AT	TO	BK	ST	PTS	AVG
Mason	16-13	452-28.3	75-195	.385	32-91	.352	62-72	.861	47 2.9	44-1	23	44	7	10	244	15.3
Daugherty	16-15	440-27.5	67-158	.424	6-22	.273	41-53	.774	118 7.4	41-1	13	28	10	7	181	11.3
Auriantal	16-10	389-24.3	32-104	.308	11-46	.239	10-14	.714	42 2.6	40-0	34	31	2	24	85	5.3
Kowske	16-6	312-19.5	28-62	.452	0-0	.000	19-29	.655	63 3.9	45-3	7	20	7	5	75	4.7
Kelley	16-16	448-28.0	23-54	.426	10-25	.400	16-19	.842	37 2.3	51-2	29	18	1	33	72	4.5
Vershaw	16-2	316-19.8	25-70	.357	3-6	.500	17-30	.567	37 2.3	26-0	25	21	3	5	70	4.4
Coleman	16-9	275-17.2	22-37	.595	0-0	.000	21-40	.525	55 3.4	46-2	3	17	11	3	65	4.1
Duany	16-1	214-13.4	19-71	.268	10-40	.250	9-12	.750	24 1.5	19-0	5	15	4	3	57	3.6
Linton	12-1	90-7.5	11-26	.423	1-3	.333	10-14	.714	15 1.3	10-0	3	9	1	0	33	2.8
Okey	3-3	78-26.0	8-26	.308	2-5	.400	8-12	.667	16 5.3	7-0	8	2	1	1	26	8.7
Burkemper	16-3	193-12.1	2-13	.154	0-8	.000	5-7	.714	15 0.9	21-0	16	9	1	5	9	0.6
Chambers	6-0	10-1.7	0-1	.000	0-1	.000	0-0	.000	3 0.5	0-0	0	0	0	1	0	0.0
Vraney	3-1	8-2.7	0-0	.000	0-0	.000	0-0	.000	4 1.3	1-0	0	0	0	0	0	0.0
team									38			0				
Wisconsin	16	3225	312-817	.382	75-247	.304	218-302	.722	514 32.1	351	166	219	48	97	917	57.3
Opponents	16	3225	321-774	.415	103-283	.364	261-392	.666	544 34.0	282	189	229	57	94	1006	62.9

Attendance

Site	G	Total	Average
Home	15	200,032	13,335
Away	11	112,277	10,207
Neutral	5	46,422	9,284
Total	31	358,731	11,572

Superlatives

Individual

	WISCONSIN	OPPONENTS
Points Scored	30 (Sean Mason at Penn State, 2/14)	33 (Bonzi Wells of Ball State, 12/13)
Total Field Goals	9 (Sean Mason vs. Indiana, 1/25) 9 (Sean Mason at Michigan, 2/28) 9 (Sean Daugherty vs. Illinois, 3/6)	14 (Bonzi Wells of Ball State, 12/13)
Total Field Goal Attempts	23 (Sean Mason vs. Indiana, 1/25)	24 (Bonzi Wells of Ball State, 12/13) 24 (Antoine Brockington of Coppin State, 12/20)
Field Goal Pct. (5 made)	1.000, 5-5 (Mike Kelley vs. Illinois, 3/6)	.800, 8-10 (Jarrod Gee of Illinois, 3/6)
Three-point Field Goals	6 (Sean Mason at Michigan, 2/28)	6 (Terrance Roberson of Fresno State, 12/27)
Three-point Field Goal Att.	9 (Sean Mason at Penn State, 2/14)	13 (Antoine Brockington of Coppin State, 12/20) 13 (Sean Wink of Northwestern, 2/11)
Three-point FG Pct. (4 made)	.750, 6-8 (Sean Mason at Michigan, 2/28)	.800, 4-5 (Matt Heldman of Illinois, 1/21)
Free Throws Made	13 (Sean Mason at Ohio State, 1/3)	12 (Robert Traylor of Michigan, 2/28)
Free Throw Attempts	13 (Sean Mason at Ohio State, 1/3)	16 (Robert Traylor of Michigan, 2/28)
Free Throw Pct. (8 made)	1.000, 13-13 (Sean Mason at Ohio State, 1/3) 1.000, 12-12 (Sean Mason at Penn State, 2/14)	1.000, 8-8 (Charlie Bell of Michigan State, 2/21)
Total Rebounds	12 (Sean Daugherty at Purdue, 1/31) 12 (Sean Daugherty vs. Illinois, 2/7)	14 (David Morgan of Nevada, 12/23)
Assists	9 (Hennssy Auriantal at Penn State, 2/14)	9 (Rafer Alston of Fresno State, 12/27) 9 (Mateen Cleaves of Michigan State, 1/8)
Blocked Shots	3 (Duany Duany vs. Coppin State, 12/20) 3 (Booker Coleman at Ohio State, 1/3) 3 (Sean Mason at Purdue, 1/31) 3 (Andy Kowske vs. Illinois, 2/7)	5 (Calvin Booth of Penn State, 2/14)
Steals	6 (Hennssy Auriantal vs. Illinois State, 11/18) 6 (Hennssy Auriantal vs. Toledo, 12/9)	4 (J.R. Camel of Montana, 11/30) 4 (Brad Miller of Purdue, 1/31) 4 (Robert Traylor of Michigan, 2/28)
Minutes Played	41 (Hennssy Auriantal vs. Toledo, 12/9)	45 (Matt Heldman of Illinois, 2/7)

Team

WISCONSIN HIGH	WISCONSIN LOW	CATEGORY	OPPONENT HIGH	OPPONENT LOW
80 vs. Illinois State (11/18)	39 at Northwestern (2/11)	Points	82, Purdue (1/31)	33, Northwestern (1/17)
31, twice	12, twice	Field Goals	27, Pepperdine (11/24)	13, Northwestern (1/17)
63 vs. Indiana (1/25)	39 vs. Michigan State (2/21)	FG Att.	65, Toledo (12/9)	34, Pacific (11/28)
.646 vs. Illinois State (11/18)	.259 at Northwestern (2/11)	FG Pct.	.587, Pepperdine (11/24)	.305, Illinois (2/7)
10 vs. Michigan (12/31)	1 vs. Illinois (2/7)	3-point FG	10, Purdue (1/31)	1, Oklahoma (11/29)
25, twice	7, twice	3-point FG Att.	27, Coppin State (12/20)	8, twice
.643 at Michigan (2/28)	.063 vs. Illinois (2/7)	3-point FG Pct.	.563, Pepperdine (11/24)	.125, Oklahoma (11/29)
28 vs. Oklahoma (11/29)	3 vs. Pacific (11/28)	Free Throws	31, Penn State (2/14)	5, Northwestern (1/17)
38 vs. Coppin State (12/20)	4 vs. Pacific (11/28)	FT Att.	43, Penn State (2/14)	8, Nevada (12/23)
.900 at Purdue (1/31)	.536 vs. Marquette (11/14)	FT Pct.	1.000, Nevada (12/23)	.348, Northwestern (2/11)
44 at Northwestern (2/11)	21 vs. Illinois State (11/18)	Rebounds	45, Illinois (2/7)	20, Michigan (2/28)
17, twice	5 vs. Illinois (2/7)	Assists	20, Pepperdine (11/24)	5, twice
24 at Fresno State (12/27)	7 vs. Michigan (12/31)	Turnovers	22, Illinois State (11/18)	7, Michigan (2/28)
7, twice	0, four times	Blocked Shots	7, UW-Milwaukee (2/18)	0, Michigan State (1/8)
12, three times	1 vs. Ohio State (2/25)	Steals	11, Fresno State (12/27)	1, Penn State (1/14)

Team Statistics

		BADGER STARTERS						Reb.						
								FG-FGA	PCT.	3P-3PA	PCT.	FT-FTA	PCT.	O-D-T
Wisconsin Marquette	Kel, Mas, Aur, Dau, Col	21-53	.396	3-9	.333	15-28	.536	8-25-33	20	10	16	2	5	60
		23-52	.442	7-22	.318	12-18	.667	8-29-37	25	7	20	3	6	65
Wisconsin Illinois State	Kel, Mas, Aur, Dau, Col	31-48	.646	4-10	.400	14-24	.583	5-16-21	23	15	13	0	9	80
		22-45	.489	8-23	.348	14-22	.636	12-17-29	26	12	22	2	3	66
Wisconsin @Pepperdine	Kel, Mas, Aur, Dau, Col	22-55	.400	3-18	.167	19-28	.679	8-19-27	21	15	12	3	6	66
		27-46	.587	9-16	.563	14-23	.609	11-29-40	23	20	19	3	6	77
Wisconsin vs. Pacific	Kel, Mas, Lin, Kow, Dau	21-52	.404	3-12	.250	3-4	.750	12-14-26	23	12	14	0	4	48
		17-34	.500	4-15	.267	17-24	.708	8-20-28	13	18	16	1	4	55
Wisconsin vs. Oklahoma	Kel, Bur, Mas, Kow, Dau	21-43	.488	5-14	.357	28-35	.800	9-13-22	28	14	10	3	9	75
		18-39	.462	1-8	.125	27-39	.692	13-16-29	25	11	19	3	6	64
Wisconsin vs. Montana	Kel, Bur, Mas, Oky, Dau	26-49	.531	5-11	.455	21-26	.808	9-22-31	21	17	15	0	7	78
		20-49	.408	5-21	.238	16-19	.842	8-17-25	21	11	19	1	5	61
Wisconsin Temple	Kel, Bur, Mas, Oky, Dau	17-51	.333	2-16	.125	13-17	.765	12-26-38	23	10	16	5	2	49
		19-44	.432	6-11	.545	15-22	.682	5-23-28	19	8	11	4	6	59
Wisconsin Toledo	Kel, Mas, Aur, Ver, Dau	26-54	.481	4-11	.364	17-25	.680	9-23-32	18	16	13	4	11	73
		24-65	.369	7-18	.389	13-17	.765	21-23-44	23	5	20	1	6	68
Wisconsin @Ball State	Kel, Mas, Aur, Kow, Dau	19-52	.365	2-14	.143	16-21	.762	16-24-40	20	7	20	6	6	56
		25-55	.455	5-9	.556	13-21	.619	12-20-32	20	10	13	2	10	68
Wisconsin Coppin State	Aur, Mas, Dua, Dau, Col	21-48	.438	4-13	.308	25-38	.658	11-30-41	13	14	16	4	7	71
		24-58	.414	9-27	.333	6-10	.600	7-23-30	25	5	17	2	9	63
Wisconsin Nevada	Mas, Dua, Oky, Kow, Col	19-49	.388	5-16	.313	19-29	.655	16-18-34	12	6	11	4	6	62
		19-49	.388	7-22	.318	8-8	1.000	12-21-33	22	6	18	1	6	53
Wisconsin @Fresno State	Kel, Mas, Oky, Ver, Col	23-48	.479	3-10	.300	15-23	.652	9-32-41	24	17	25	5	7	64
		20-56	.357	9-25	.360	11-24	.458	10-22-32	21	15	18	4	11	60
Wisconsin Michigan	Kel, Mas, Oky, Ver, Col	24-61	.393	10-25	.400	5-9	.556	11-19-30	17	12	7	3	7	63
		26-53	.491	9-19	.474	15-23	.652	12-29-41	13	11	12	4	4	76
Wisconsin @Ohio State	Kel, Bur, Mas, Oky, Dau	20-48	.417	3-9	.333	21-28	.750	9-23-32	20	13	17	3	6	64
		21-47	.447	6-18	.333	11-18	.611	7-19-26	19	13	17	5	5	59
Wisconsin @Mich. State	Kel, Aur, Oky, Dau, Col	12-43	.279	2-7	.286	14-22	.636	9-20-29	19	7	16	2	7	40
		19-44	.432	7-19	.368	18-22	.818	6-26-32	17	13	15	0	6	63
Wisconsin Penn State	Kel, Mas, Aur, Dau, Col	31-58	.534	5-10	.500	9-11	.818	8-25-33	22	15	11	6	12	76
		16-46	.348	6-18	.333	19-26	.731	8-21-29	13	6	19	6	1	57
Wisconsin Northwestern	Kel, Mas, Aur, Dau, Col	18-44	.409	5-18	.278	15-20	.750	7-19-26	19	10	9	2	12	56
		13-38	.342	2-8	.250	5-14	.357	12-21-33	20	9	21	1	2	33
Wisconsin @Illinois	Kel, Mas, Aur, Dau, Col	16-47	.340	6-16	.375	10-15	.667	7-15-22	25	9	10	1	6	48
		19-42	.452	5-11	.455	19-29	.655	11-27-38	16	12	15	3	3	62
Wisconsin Indiana	Kel, Mas, Aur, Dau, Col	21-63	.333	4-15	.267	13-17	.765	12-22-34	24	11	9	1	4	59
		23-50	.460	3-11	.273	20-28	.714	9-31-40	19	9	13	5	5	69
Wisconsin @Minnesota	Kel, Mas, Aur, Dau, Col	16-48	.333	5-14	.357	11-16	.688	9-28-37	22	14	13	3	5	48
		20-51	.392	7-18	.389	11-18	.611	9-25-34	16	14	9	5	8	58
Wisconsin @Purdue	Kel, Mas, Aur, Dau, Col	23-58	.397	4-16	.250	9-10	.900	13-16-29	21	12	22	4	4	59
		25-53	.472	10-19	.526	22-24	.917	12-22-34	15	17	17	4	8	82
Wisconsin Iowa	Kel, Mas, Bur, Dau, Kow	23-54	.426	6-21	.286	24-34	.706	15-18-33	25	7	17	1	12	76
		26-51	.510	9-19	.474	18-31	.581	13-23-36	27	15	21	3	10	79
Wisconsin Illinois	Kel, Mas, Bur, Dau, Kow	16-52	.308	1-16	.063	14-22	.636	11-28-39	20	5	14	6	3	47
		18-59	.305	5-23	.217	12-18	.667	16-29-45	19	9	15	2	8	53
Wisconsin @Northwestern	Kel, Mas, Dua, Kow, Dau	15-58	.259	2-15	.133	7-9	.778	18-26-44	22	7	13	3	6	39
		17-50	.340	5-20	.250	8-23	.348	14-26-40	16	16	12	4	9	47
Wisconsin @Penn State	Kel, Aur, Dau, Kow, Ver	23-48	.479	4-12	.333	19-24	.792	8-24-32	29	14	18	7	4	69
		18-45	.400	8-22	.364	31-43	.721	8-18-26	17	14	10	6	9	75
Wisconsin UW-Milw.	Kel, Aur, Mas, Kow, Dau	22-55	.400	5-13	.385	16-25	.640	10-28-38	17	8	9	7	5	65
		19-52	.365	8-25	.320	12-23	.522	11-28-39	23	8	14	7	3	58
Wisconsin Mich. State	Kel, Aur, Mas, Kow, Dau	12-39	.308	3-14	.214	20-26	.769	5-22-27	19	7	14	3	6	47
		20-47	.426	4-12	.333	12-20	.600	12-21-33	21	9	16	3	6	56
Wisconsin Ohio State	Kel, Mas, Vra, Dau, Col	16-53	.302	6-25	.240	18-26	.692	16-24-40	20	7	11	3	1	56
		19-51	.373	9-24	.375	14-23	.609	14-23-37	17	12	10	2	4	61
Wisconsin @ Michigan	Kel, Aur, Lin, Kow, Dau	26-43	.605	9-14	.643	9-13	.692	9-18-27	27	16	19	0	2	70
		21-47	.447	8-22	.364	26-32	.813	10-10-20	17	10	7	4	6	76
Wisconsin vs. Penn State	Kel, Aur, Lin, Kow, Dau	20-50	.400	2-7	.286	10-15	.667	10-22-32	11	9	13	2	3	52
		19-47	.404	5-15	.333	8-10	.800	8-23-31	19	17	15	5	6	51
Wisconsin vs. Illinois	Kel, Aur, Lin, Kow, Dau	23-55	.418	5-17	.294	10-12	.833	5-21-26	17	12	10	2	5	61
		26-48	.542	4-13	.308	10-17	.588	4-29-33	15	17	12	2	5	66

Game Summaries, cont.

Game 10

WISCONSIN 71 • COPPIN STATE 63

Dec. 20, 1997 • Madison, Wis. • UW Field House (11,500)

GAME SUMMARY

Duany Duany registered career highs in points (20), rebounds (eight), blocked shots (three) and steals (three) to lead the Badgers to a 71-63 victory over Coppin State at the UW Field House.

Antoine Brockington countered with a game-high 26 points for the Eagles. Sean Mason added 12 points, and Hennssy Auriantal and Andy Kowske 10 points apiece for the Badgers.

Wisconsin grabbed a 33-21 halftime lead after shooting 50 percent from the field and holding Coppin State scoreless for 8:28 in the first half. The Eagles cut their deficit to six points three times in the second half but never got any closer.

The Badgers outrebounded Coppin State 41-30 and outscored the Eagles 25-6 at the free throw line. Wisconsin also outshot the visitors from the field, .438-.414. The victory was the 400th of Wisconsin Coach Dick Bennett's career.

COPPIN ST.	MP	FG	3P	FT	R	F	A TO	B	S	TP
Warrick	33	4-16	2-8	3-6	7	1	3 1	0	2	13
Lewis	35	3-4	0-0	0-1	5	2	0 2	1	0	6
Pena	25	0-0	0-0	2-2	4	4	0 1	0	2	2
Brockington	28	11-24	4-13	0-0	2	5	1 3	0	0	26
Singletery	19	3-9	1-3	1-1	3	5	1 2	0	3	8
Hamond	11	0-1	0-0	0-0	0	1	0 2	0	0	0
Lewis	28	3-4	2-3	0-0	3	3	0 3	0	0	8
Reavis	3	0-0	0-0	0-0	1	2	0 0	0	1	0
Watkins	18	0-0	0-0	0-0	3	2	0 2	1	1	0
team					2			1		
TOTALS	200	24-58	9-27	6-10	30	25	5 17	2	9	63
		(.414)	(.333)	(.600)						

WISCONSIN	MP	FG	3P	FT	R	F	A TO	B	S	TP
Duany	35	7-14	1-5	5-7	8	1	1 1	0	3	20
Daugherty	27	2-6	0-0	5-9	5	2	1 3	0	0	9
Coleman	17	1-3	0-0	1-2	7	2	0 0	0	0	3
Auriantal	36	2-8	2-4	4-6	8	2	7 7	0	0	10
Mason	26	4-8	1-3	3-4	4	2	4 2	0	1	12
Kowske	14	4-5	0-0	2-2	1	0	0 0	1	0	10
Kelley	19	0-1	0-1	3-4	1	2	0 1	0	3	3
Burkemper	3	0-0	0-0	0-0	0	0	0 0	0	0	0
Vershaw	23	1-3	0-0	2-4	3	2	1 3	0	0	4
team					4			0		
TOTALS	200	21-48	4-13	25-38	41	13	14 16	4	7	71
		(.438)	(.308)	(.658)						

Halftime: Wisconsin 33, Coppin State 21

Officials: Steve Skiles, Mike Spanier, Keith McClellan

Game 11

WISCONSIN 62 • NEVADA 53

Dec. 23, 1997 • Madison, Wis. • UW Field House (11,500)

GAME SUMMARY

Sam Okey returned to the Wisconsin lineup after missing three games due to back spasms and scored 14 points in 21 minutes to help spark the Badgers to a 62-53 win over Nevada at the UW Field House.

Sean Mason also scored 14 points for Wisconsin, while Sean Daugherty added 10 points. Robin Kennedy tallied 13 points for the Wolf Pack.

Wisconsin grabbed a 29-25 halftime lead behind Okey's 10 points. Nevada regained the lead at 44-41 with 9:56 left to play, but the Badgers held the visitors to just two field goals the rest of the way.

Each team shot .388 from the field and the Badgers held a 34-33 rebounding edge. Wisconsin committed just four second-half turnovers. The Badger defense helped force 18 Wolf Pack turnovers. Wisconsin outscored Nevada 19-8 at the free throw line.

NEVADA	MP	FG	3P	FT	R	F	A TO	B	S	TP
Morgan	39	3-9	0-1	0-0	14	5	0 2	0	1	6
Culbertson	26	4-9	2-4	2-2	4	5	1 3	0	2	12
Pienkoski	22	1-3	0-0	0-0	3	4	0 1	0	1	2
Carroll	34	2-9	2-8	4-4	3	0	0 3	0	0	10
Kennedy	32	4-10	3-7	2-2	0	2	3 5	0	1	13
Murray	11	2-4	0-1	0-0	0	1	1 0	0	0	4
Zapata	13	1-2	0-1	0-0	2	1	0 0	0	1	2
Allen	11	1-2	0-0	0-0	1	2	1 0	1	0	2
Wilson	9	0-0	0-0	0-0	2	2	0 3	0	0	0
Bonner	3	1-1	0-0	0-0	0	0	0 0	0	0	2
team					4			1		
TOTALS	200	19-49	7-22	8-8	33	22	6 18	1	6	53
		(.388)	(.318)	(1.000)						

WISCONSIN	MP	FG	3P	FT	R	F	A TO	B	S	TP
Okey	21	4-5	2-3	4-4	3	5	0 1	1	0	14
Kowske	22	3-5	0-0	1-1	7	1	0 0	1	1	7
Coleman	16	0-2	0-0	3-6	5	0	0 1	0	0	3
Duany	24	2-12	0-6	0-0	3	1	0 1	0	1	4
Mason	34	4-9	3-4	3-5	2	1	0 4	0	0	14
Kelley	25	1-5	0-3	0-0	2	0	1 1	0	3	2
Burkemper	12	0-0	0-0	0-0	1	1	1 0	0	1	0
Vershaw	30	3-6	0-0	2-4	3	1	3 2	1	0	8
Daugherty	16	2-5	0-0	6-9	4	2	1 1	1	0	10
team					4			0		
TOTALS	200	19-49	5-16	19-29	34	12	6 11	4	6	62
		(.388)	(.313)	(.655)						

Halftime: Wisconsin 29, Nevada 25

Officials: Phil Bova, Rick Hartzell, Sid Rodeheffer

Game 12

WISCONSIN 64 • FRESNO STATE 60

Dec. 27, 1997 • Fresno, Calif. • Selland Arena (10,220)

GAME SUMMARY

Wisconsin held Fresno State to 36-percent field goal shooting and got 17 points from junior Sean Mason in a 64-60 victory over the Bulldogs in Fresno, Calif. Fresno State was led by Terrance Roberson's game-high 23 points.

The Badgers helped overcome 25 turnovers by shooting 48 percent from the field, including 54 percent in the second half. The UW also outrebounded their hosts 41-32, thanks to 10 boards from freshman Andy Kowske and eight apiece from Mason and senior Booker Coleman.

Wisconsin fell behind by as many as nine points in the first half but cut the Bulldog lead to 25-23 at halftime. The Badgers opened the second half with a 14-2 run. The Bulldogs got to within 57-56 on a three-pointer by Roberson with 1:23 left in the game. But Mason hit a pair of free throws and after Roberson missed two of three shots at the line, the Badgers ran off five straight points to seal the victory.

Fresno State committed 18 turnovers and shot just .458 (11-24) from the free throw line. Wisconsin held Avondre Jones, Fresno State's leading scorer (14.1 ppg), scoreless. Mark Vershaw added 10 points for the Badgers.

WISCONSIN	MP	FG	3P	FT	R	F	A TO	B	S	TP
Okey	30	2-8	1-2	0-0	1	3	6 4	1	0	5
Vershaw	28	5-8	0-0	0-4	2	2	2 3	1	1	10
Coleman	25	4-6	0-0	1-2	8	3	0 4	1	4	9
Mason	30	5-11	1-4	6-7	8	4	2 6	0	0	17
Kelley	30	0-3	0-0	0-0	3	5	0 0	0	1	0
Duany	14	2-4	1-3	0-0	1	3	0 3	0	0	5
Kowske	16	2-3	0-0	3-4	10	0	0 2	1	1	7
Burkemper	11	0-0	0-0	3-4	2	2	1 0	0	0	3
Daugherty	16	3-5	0-1	2-2	6	2	1 2	1	0	8
team					0			1		
TOTALS	200	23-48	3-10	15-23	41	24	17 25	5	7	64
		(.479)	(.300)	(.652)						

FRESNO ST.	MP	FG	3P	FT	R	F	A TO	B	S	TP
Forney	31	4-10	1-4	5-6	6	2	2 3	1	0	14
Fowlkes	24	1-3	0-1	0-1	5	1	0 1	1	1	2
Jones	28	0-6	0-0	0-0	5	3	0 3	3	2	0
Porter	25	2-3	1-2	0-0	1	1	4 1	0	2	5
Roberson	35	8-15	6-10	1-7	3	4	1 3	0	3	23
Walton	15	3-9	0-3	1-2	7	2	0 3	0	1	7
Alston	33	2-7	1-3	2-2	2	5	9 4	0	2	7
Abney	3	0-0	0-0	1-2	0	1	0 0	0	0	1
Herren	6	0-3	0-2	1-4	0	2	0 0	0	0	1
team					3			1		
TOTALS	200	20-56	9-25	11-24	32	21	15 18	4	11	60
		(.357)	(.360)	(.458)						

Halftime: Fresno State 25, Wisconsin 23

Officials: Paul Sternberger, Brent Smith, Duane Allen

Game Summaries, cont.

Game 22

IOWA 79 • WISCONSIN 76

Feb. 3, 1998 • Madison, Wis. • Kohl Center (16,096)

GAME SUMMARY

Iowa overcame a nine-point halftime deficit and held on to defeat the Badgers 79-76 at the Kohl Center in Madison. Ricky Davis registered a game-high 25 points for the Hawkeyes.

Wisconsin got another "double-double" (13 points, 10 rebounds) from Sean Daugherty and Sean Mason led the Badgers with 14 points.

The Badgers moved out to a 40-31 half-time lead behind a career-high 13 points from freshman Mike Kelley. Iowa, however, began the second half on a 16-3 run and, though the Badgers remained within striking distance, never again trailed.

Iowa outshot the Badgers from the field (.510-.426), including a .474-.286 edge from three-point range. The Hawkeyes also held a 36-33 rebounding advantage and forced 17 Wisconsin turnovers (12 in the second half).

IOWA	MP	FG	3P	FT	R	F	A	T	B	S	TP
Bowen	23	1-2	0-0	6-6	6	5	3	3	1	2	8
Moore	24	2-5	0-0	2-2	5	3	2	2	1	3	6
Koch	23	4-7	1-2	0-2	3	2	0	2	1	0	9
Oliver	24	1-5	1-3	0-6	5	4	1	0	0	2	3
Luehrsmann	29	2-4	1-1	1-2	1	2	2	3	0	1	6
Rucker	17	3-6	0-0	0-0	3	3	0	5	0	0	6
Davis	24	9-12	2-3	5-7	7	1	3	2	0	1	25
Galloway	16	2-4	2-4	1-2	2	5	4	2	0	1	7
McCausland	20	2-6	2-6	3-4	1	2	0	2	0	0	9
team					3						0
TOTALS	200	26-51	9-19	18-31	36	27	15	21	3	10	79
		(.510)	(.474)	(.581)							

WISCONSIN	MP	FG	3P	FT	R	F	A	T	B	S	TP
Kowske	24	2-4	0-0	4-7	4	5	0	0	0	0	8
Burkemper	31	0-1	0-1	2-2	1	4	2	2	0	3	2
Daugherty	23	5-11	0-1	3-4	10	3	0	6	0	1	13
Mason	29	3-11	2-8	6-6	1	2	1	3	0	1	14
Kelley	23	3-7	1-3	6-6	4	5	0	1	0	3	13
Duany	18	3-6	2-5	0-0	2	1	1	0	0	0	8
Auriantal	19	3-8	0-2	2-2	3	2	1	0	0	2	8
Coleman	14	1-1	0-0	1-6	2	2	0	0	1	1	3
Vershaw	19	3-5	1-1	0-1	5	1	2	5	0	1	7
team					1						0
TOTALS	200	23-54	6-21	24-34	33	25	7	17	1	12	76
		(.426)	(.286)	(.706)							

Halftime: Wisconsin 40, Iowa 31
Officials: Ed Hightower, Tom O'Neill, Jody Silvester

Game 23

ILLINOIS 53 • WISCONSIN 47 (OT)

Feb. 7, 1998 • Madison, Wis. • Kohl Center (16,414)

GAME SUMMARY

Illinois outscored the Badgers 9-3 in overtime to gain a 53-47 victory over Wisconsin at the Kohl Center in Madison.

Jerry Hester scored four points in overtime and recorded game highs of 18 points and 13 rebounds to pace the Illini. Badger Sean Daugherty tallied team highs of 16 points and 12 rebounds for his fourth "double-double" in five games.

Wisconsin trailed 23-21 at the half and fell behind by as many as nine points on three separate occasions in the second half. But the Badgers held Illinois to just two free throws for nine minutes and grabbed a 44-42 lead with 11 seconds left. Illinois' Kevin Turner scored with four seconds left to send the game to the extra session.

Wisconsin and Illinois shot just .308 and .305, respectively, from the field. The Illini held a 45-39 rebounding edge.

ILLINOIS	MP	FG	3P	FT	R	F	A	T	B	S	TP
Hester	43	7-12	1-3	3-5	13	2	1	1	1	3	18
Johnson	29	1-1	0-0	2-2	5	4	0	2	0	0	4
Gee	24	1-3	0-0	1-1	6	5	0	3	0	1	3
Heldman	45	3-11	3-8	3-4	3	0	4	2	0	0	12
Turner	40	6-22	1-10	3-5	1	0	0	5	0	2	16
Chukwudebe	20	0-2	0-0	0-0	6	2	1	0	1	1	0
Davis	5	0-2	0-2	0-0	2	1	0	0	0	0	0
McClain	17	0-4	0-0	0-1	7	3	3	1	0	1	0
Storey	2	0-2	0-0	0-0	0	2	0	1	0	0	0
Beyers	1	0-0	0-0	0-0	0	0	0	0	0	0	0
team					2						0
TOTALS	225	18-59	5-23	12-18	45	19	9	15	2	8	53
		(.305)	(.217)	(.667)							

WISCONSIN	MP	FG	3P	FT	R	F	A	T	B	S	TP
Kowske	28	4-9	0-0	2-3	5	4	0	2	3	1	10
Kelley	32	1-4	0-2	0-0	2	3	1	2	0	1	2
Daugherty	32	6-11	0-1	4-6	12	1	0	2	0	0	16
Mason	33	3-14	1-8	3-6	3	3	1	3	1	0	10
Burkemper	21	0-2	0-2	0-0	1	1	1	1	0	0	0
Duany	21	1-5	0-2	2-2	2	2	0	0	1	1	4
Auriantal	28	1-5	0-1	0-1	8	3	2	2	0	0	2
Coleman	9	0-0	0-0	0-0	1	2	0	0	0	0	0
Vershaw	21	0-2	0-0	3-4	2	1	0	2	0	0	3
team					3						0
TOTALS	225	16-52	1-16	14-22	39	20	5	14	6	3	47
		(.308)	(.063)	(.636)							

Halftime: Illinois 23, Wisconsin 21
Officials: Jody Silvester, Gene Monje, Terry Anderson

Game 24

NORTHWESTERN 47 • WISCONSIN 39

Feb. 11, 1998 • Evanston, Ill. • Welsh-Ryan Arena (3,947)

GAME SUMMARY

Northwestern's Evan Eschmeyer scored a game-high 26 points and added 10 rebounds, and Wisconsin shot just .259 from the field in a 47-39 Wildcat victory in Evanston.

The Badgers, who were led by Mark Vershaw's nine points, held the Wildcats to just .340 from the field and outrebounded Northwestern 44-40, but were unable to overcome their own shooting woes.

Northwestern led by only eight points (22-13) at halftime despite the fact the Badgers went nearly 12 minutes without scoring in the first half. Wisconsin then held the Wildcats scoreless for almost nine minutes in the second half and came within four points (43-39) with 1:50 left to play before Northwestern scored the game's final four points.

WISCONSIN	MP	FG	3P	FT	R	F	A	T	B	S	TP
Duany	27	1-6	0-2	4-4	4	1	0	0	1	0	6
Kowske	20	3-8	0-0	0-0	8	4	1	3	0	0	6
Daugherty	25	3-12	0-3	0-0	4	0	0	0	0	0	6
Mason	32	1-10	0-4	2-3	5	3	2	2	0	2	4
Kelley	21	1-4	0-1	0-0	2	3	2	2	0	3	2
Auriantal	25	2-8	1-4	0-0	2	3	1	2	0	1	5
Burkemper	11	0-1	0-0	0-0	0	3	0	0	0	0	0
Coleman	16	0-0	0-0	1-2	2	2	0	3	1	0	1
Vershaw	23	4-9	1-1	0-0	8	3	1	1	0	0	9
team					9						0
TOTALS	200	15-58	2-15	7-9	44	22	7	13	3	6	39
		(.259)	(.133)	(.778)							

N'WESTERN	MP	FG	3P	FT	R	F	A	T	B	S	TP
Harmsen	25	1-4	0-0	0-0	7	4	4	1	1	0	2
Branch	32	0-2	0-0	1-2	2	2	1	1	2	3	1
Eschmeyer	38	10-19	0-0	6-14	10	1	1	0	1	2	26
Bonner	39	2-6	1-5	0-5	1	1	5	3	0	2	5
Wink	36	4-16	4-13	1-2	4	2	3	1	0	1	13
Kammrath	3	0-1	0-1	0-0	0	0	1	1	0	0	0
Pomeday	11	0-1	0-1	0-0	2	1	0	1	0	0	0
Molnar	2	0-0	0-0	0-0	0	1	0	1	0	0	0
Harris	14	0-1	0-0	0-0	7	4	1	2	0	1	0
team					7						1
TOTALS	200	17-50	5-20	8-23	40	16	16	12	4	9	47
		(.340)	(.250)	(.348)							

Halftime: Northwestern 22, Wisconsin 13
Officials: Steve Welmer, Eric Harmon, J.D. Collins

Game 25

PENN STATE 75 • WISCONSIN 69

Feb. 14, 1998 • State College, Pa. • Jordan Center (11,514)

GAME SUMMARY

Penn State was 31-43 from the free throw line and had five players score in double figures to offset a 30-point performance by Wisconsin's Sean Mason in a 75-69 Nittany Lion win in University Park, Pa.

The Badgers, who snapped out of their field goal shooting funk by connecting on 48 percent from the floor, got 17 points from Sean Daugherty and 10 from Andy Kowske. Titus Ivory led Penn State with 16 points.

Wisconsin took a 17-11 lead with 7:19 left in the first half but the Nittany Lions ended the half on a 19-6 run for a 30-23 lead at the intermission. The Badgers then fell behind by 15 points (53-38) with 11:38 left to play before mounting a comeback. Wisconsin held Penn State to just two field goals for the next 9:39 and narrowed the Nittany Lion lead to 71-69 with 26 seconds left, but came no closer.

The Badgers outrebounded Penn State 32-26 and shot .792 (19-24) from the free throw line, but committed 18 turnovers.

WISCONSIN	MP	FG	3P	FT	R	F	A TO	B	S	TP
Kowske	31	3-7	0-0	4-5	7	4	1 2	2	2	0 10
Vershaw	15	0-4	0-1	0-0	0	2	1 3	0	0	0 0
Daugherty	33	8-11	0-0	1-2	9	4	0 1	0	1	17
Auriantal	37	1-3	0-1	1-2	4	3	9 5	1	3	3
Kelley	21	1-3	0-0	0-0	2	3	1 1	0	0	2
Duany	9	0-2	0-1	0-0	1	1	1 0	0	0	0
Mason	26	7-13	4-9	12-12	3	4	1 4	2	0	30
Burkemper	4	0-0	0-0	0-1	0	0	0 0	0	0	0
Linton	14	1-2	0-0	1-2	3	4	0 0	1	0	3
Coleman	10	2-3	0-0	0-0	2	4	0 1	1	0	4
team					1		1			
TOTALS	200	23-48	4-12	19-24	32	29	14 18	7	4	69
										(.479)(.333)(.792)

PENN STATE	MP	FG	3P	FT	R	F	A TO	B	S	TP
Ivory	28	4-7	4-6	4-4	1	3	0 0	0	3	16
Jackson	12	0-1	0-0	0-0	2	1	3 1	0	0	0
Booth	32	3-5	0-0	4-10	3	3	1 3	5	3	10
Crispin	33	4-11	3-8	4-4	4	1	3 2	0	0	15
Lisicky	33	3-10	1-7	8-10	4	3	4 2	0	1	15
Cline-Heard	9	0-1	0-0	0-0	1	2	0 1	0	0	0
Grays	14	0-2	0-1	0-0	1	0	1 0	0	0	1
Stephens	26	3-6	0-0	9-13	7	2	1 1	1	1	15
Stevenson	12	1-2	0-0	2-2	0	2	1 0	0	0	4
Witkowski	1	0-0	0-0	0-0	0	0	0 0	0	0	0
team					3		0			
TOTALS	200	18-45	8-22	31-43	26	17	14 10	6	9	75
										(.400)(.364)(.721)

Halftime: Penn State 30, Wisconsin 23
 Officials: Tom Rucker, Owen Hannah, Steve Skiles

Game 26

WISCONSIN 65 • UW-MILWAUKEE 58

Feb. 18, 1998 • Madison, Wis. • Kohl Center (11,578)

GAME SUMMARY

Sean Mason scored 24 points and Hennessy Auriantal and Sean Daugherty added 12 points apiece as the Badgers snapped their eight-game losing streak with a 65-58 victory over UW-Milwaukee in Madison.

Jared Hardwick, Damion Ninkovic and Larry Treadwell each scored 12 points to pace the Panthers.

The Badgers took a 26-24 halftime lead but UW-Milwaukee began the second half on a 19-10 run that gave it a 43-36 edge with 12:35 remaining to play. Wisconsin responded by tying the game at 51-51 at the 5:25 mark and went ahead (53-51) to stay on a Mason layup with 5:06 left.

The Badgers shot 40 percent from the field and turned the ball over just nine times. UWM made just .365 from the floor and .522 (12-23) from the free throw line.

UWM	MP	FG	3P	FT	R	F	A TO	B	S	TP
Hardwick	33	4-12	2-6	2-7	8	3	3 3	0	0	12
Ninkovic	33	5-9	1-5	1-2	7	4	0 2	2	2	12
Angeli	33	0-2	0-0	7-10	6	2	0 3	1	0	7
Caldwell	28	1-6	1-2	0-0	2	4	2 2	0	0	3
McCabe	17	2-3	2-3	0-0	1	2	1 1	0	0	6
Treadwell	24	4-10	2-6	2-4	4	5	0 1	2	1	12
Johnson	15	1-3	0-2	0-0	2	0	1 0	0	0	2
Wheeler	5	0-1	0-1	0-0	0	1	0 1	1	0	0
Seigel	12	2-6	0-0	0-0	4	2	1 1	1	0	4
team					5		0			
TOTALS	200	19-52	8-25	12-23	39	23	8 14	7	3	58
										(.365)(.320)(.522)

WISCONSIN	MP	FG	3P	FT	R	F	A TO	B	S	TP
Kowske	24	3-6	0-0	1-2	5	4	1 0	2	0	7
Kelley	28	0-2	0-2	0-0	2	5	0 3	0	4	0
Daugherty	32	5-10	0-0	2-2	9	2	3 5	1	0	12
Auriantal	37	3-8	3-6	3-7	10	1	1 0	0	0	12
Mason	34	7-20	1-4	9-12	6	2	3 0	1	1	24
Burkemper	6	0-0	0-0	0-0	0	2	0 0	0	0	0
Linton	15	1-4	0-0	0-0	2	1	0 0	1	0	2
Coleman	16	1-2	0-0	1-2	2	0	0 1	2	0	3
Vershaw	8	2-3	1-1	0-0	0	0	0 0	0	0	5
team					2		0			
TOTALS	200	22-55	5-13	16-25	38	17	8 9	7	5	65
										(.400)(.385)(.640)

Halftime: Wisconsin 26, UW-Milwaukee 24
 Officials: Mike Sanzere, Dan Chrisman, Sid Rodeheffer

Game 27

MICHIGAN STATE 56 • WISCONSIN 47

Feb. 21, 1998 • Madison, Wis. • Kohl Center (16,367)

GAME SUMMARY

Jason Klein scored a game-high 18 points, Mateen Cleaves added 14 points in 19 minutes and Michigan State held Wisconsin to 2-for-20 field goal shooting in the second half of a 56-47 Spartan victory at the Kohl Center in Madison.

Sean Mason (14 points) was the only Badger to score in double figures.

Wisconsin led by as many as 11 points late in the first half before settling into a 26-20 advantage at the intermission. Michigan State, however, opened the second half on a 13-6 run and took a lead it never lost. The Badgers were held without a field goal for 12:03 in the second half.

The Badgers connected on 77 percent of their free throws to stay within striking distance, but shot just .308 from the field and were outrebounded 33-27.

MICH. ST.	MP	FG	3P	FT	R	F	A TO	B	S	TP
Smith	33	4-7	0-0	1-4	6	2	0 2	0	1	9
Klein	31	8-12	2-3	0-0	7	5	2 3	0	1	18
Wiley	14	0-0	0-0	1-2	1	1	0 2	1	0	1
Bell	31	0-2	0-0	8-8	6	4	2 2	0	0	8
Davis	19	1-4	1-3	0-0	1	1	1 1	0	2	3
Cleaves	19	6-11	1-4	1-3	3	2	3 0	0	1	14
Hutson	12	0-1	0-0	1-2	4	2	0 1	1	0	1
Peterson	20	0-6	0-2	0-1	3	1	1 4	0	0	0
Granger	21	1-4	0-0	0-0	1	3	0 1	1	1	2
team					1		0			
TOTALS	200	20-47	4-12	12-20	33	21	9 16	3	6	56
										(.426)(.333)(.600)

WISCONSIN	MP	FG	3P	FT	R	F	A TO	B	S	TP
Kowske	26	2-3	0-0	2-2	5	3	0 4	0	0	6
Kelley	32	0-1	0-1	1-2	3	1	2 0	0	3	1
Daugherty	29	2-6	0-0	3-4	7	3	1 1	2	0	7
Auriantal	26	1-5	0-2	2-2	1	4	3 3	0	1	4
Mason	30	4-15	2-8	4-4	1	4	0 3	0	0	14
Duany	11	1-2	1-2	0-0	3	1	0 1	0	0	3
Burkemper	5	0-0	0-0	0-0	0	0	0 0	0	0	0
Linton	16	0-1	0-1	5-6	3	2	1 1	0	0	5
Coleman	5	0-0	0-0	1-2	1	1	0 0	0	0	1
Vershaw	20	2-6	0-0	2-4	2	0	0 0	1	2	6
team					1		0			
TOTALS	200	12-39	3-14	20-26	27	19	7 14	3	6	47
										(.308)(.214)(.769)

Halftime: Wisconsin 26, Michigan State 20
 Officials: Ron Grissom, Steve Olson, Lenny Memminger

Game 31

ILLINOIS 66 • WISCONSIN 61

March 6, 1998 • Chicago, Ill. • United Center (21,711)


GAME SUMMARY

Illinois' Kevin Turner scored 24 points to help stave off a valiant Wisconsin rally and propel the Illini to a 66-61 win over the Badgers in the quarterfinal round of the Big Ten Tournament.

Sean Daugherty paced the Badgers with a career-high 24 points in his final game at Wisconsin.

Illinois took a 26-10 lead at halftime as the Badgers made just five of 26 (.192) field goal attempts in the first half. The Illini scored first in the second half to open an 18-point lead before the Badgers mounted an incredible comeback that gave them a 46-45 edge with 6:14 left to play. Illinois, however, countered with an 11-0 run that put the game out of reach.

The Illini held a field goal shooting edge (.542-.418) and outrebounded the Badgers 33-26. Wisconsin committed just 10 turnovers.



WISCONSIN	MP	FG	3P	FT	R	F	A	TO	B	S	TP
Kowske	31	2-4	0-0	0-0	4	1	2	0	0	1	4
Linton	27	0-4	0-0	0-0	4	2	0	2	0	0	0
Daugherty	27	9-16	2-5	4-5	3	4	1	0	1	0	24
Auriantal	27	4-10	1-3	2-2	4	2	3	1	0	1	11
Kelley	29	5-5	0-0	1-1	2	1	0	0	0	2	11
Burkemper	2	0-0	0-0	0-0	0	1	0	0	0	0	0
Chambers	1	0-0	0-0	0-0	0	0	0	0	0	0	0
Coleman	3	0-0	0-0	0-0	0	0	0	0	0	0	0
Duany	13	1-3	1-3	0-0	0	0	1	1	0	0	3
Mason	26	1-11	1-6	3-4	4	5	4	4	1	0	6
Vershaw	13	1-2	0-0	0-0	1	1	1	2	0	1	2
Vraney	1	0-0	0-0	0-0	0	0	0	0	0	0	0
team					4			0			
TOTALS	200	23-55	5-17	10-12	26	17	12	10	2	5	61
											(.418) (.294) (.833)

ILLINOIS	MP	FG	3P	FT	R	F	A	TO	B	S	TP
Hester	31	5-8	0-1	5-6	6	2	2	1	0	0	15
Johnson	23	0-0	0-0	1-4	2	2	1	3	0	1	1
Gee	28	8-10	0-0	1-1	7	4	0	1	2	0	17
Heldman	37	1-5	1-4	3-4	0	1	3	1	0	0	6
Turner	37	11-19	2-4	0-0	7	2	5	3	0	0	24
Boline	1	0-0	0-0	0-0	0	0	0	0	0	0	0
Chukwudebe	11	0-0	0-0	0-0	1	1	0	1	0	1	0
Davis	5	0-3	0-2	0-2	1	0	1	0	0	1	0
Freeman	1	0-0	0-0	0-0	0	0	0	0	0	0	0
McClain	25	1-3	1-2	0-0	4	3	5	2	0	2	3
Storey	1	0-0	0-0	0-0	0	0	0	0	0	0	0
team					5			0			
TOTALS	200	26-48	4-13	10-17	33	15	17	12	2	5	66
											(.542) (.308) (.588)

Halftime: Illinois 26, Wisconsin 10
 Officials: Ted Hillary, Eric Harmon, Jerry Petro

Maurice Linton's game-winning jumper with 3.7 seconds left to play lifted Wisconsin to a 52-51 victory in the first round of the 1998 Big Ten Tournament.

Big Ten Review

BIG TEN STANDINGS

	League Games			Overall		
	W	L	PCT.	W	L	PCT.
1. Michigan State*	13	3	.813	22	8	.733
Illinois*	13	3	.813	23	10	.697
3. Purdue	12	4	.750	28	8	.778
4. Michigan#	11	5	.688	25	9	.735
5. Iowa	9	7	.563	20	11	.645
Indiana	9	7	.563	20	12	.625
7. Penn State	8	8	.500	19	13	.594
8. Minnesota	6	10	.375	20	15	.571
9. WISCONSIN	3	13	.188	12	19	.387
Northwestern	3	13	.188	10	17	.370
11. Ohio State	1	15	.063	8	22	.267

*Co-regular season champions

#Big Ten Tournament champion

Big Ten Tournament

March 5 (1st Round)

(8) Minnesota 64, (9) Northwestern 56
(10) Wisconsin 52, (7) Penn State 51
(6) Indiana 78, (11) Ohio State 71

March 6 (Quarterfinals)

(4) Michigan 77, (5) Iowa 66
(8) Minnesota 76, (1) Michigan State 73
(2) Illinois 66, (10) Wisconsin 61
(3) Purdue 76, (6) Indiana 71

March 7 (Semifinals)

(4) Michigan 85, (8) Minnesota 69
(3) Purdue 68, (2) Illinois 47

March 8 (Championship)

(4) Michigan 76, (3) Purdue 67

All-Big Ten (Coaches)

First Team

Chad Austin, Purdue
Mateen Cleaves, Michigan State
Evan Eschmeyer, Northwestern
Robert Traylor, Michigan
Kevin Turner, Illinois

Second Team

Ryan Bowen, Iowa
Louis Bullock, Michigan
A.J. Guyton, Indiana
Sam Jacobson, Minnesota
Brad Miller, Purdue

Third Team

Maceo Baston, Michigan
Brian Cardinal, Purdue (tie)
Jaraan Cornell, Purdue (tie)
Jerry Hester, Illinois
Michael Redd, Ohio State
Antonio Smith, Michigan State

Honorable Mention

Matt Heldman, Illinois; Andrae Patterson, Indiana; Ricky Davis, Iowa; Eric Harris, Quincy Lewis, Minnesota; Calvin Booth, Pete Lisicky, Penn State; Sean Mason, Wisconsin

Player of the Year

Mateen Cleaves, Michigan State

Freshman of the Year

Michael Redd, Ohio State

Defensive Player of the Year

Calvin Booth, Penn State

All-Big Ten (Media)

First Team

A.J. Guyton, Indiana
Mateen Cleaves, Michigan State
Evan Eschmeyer, Northwestern
Robert Traylor, Michigan
Kevin Turner, Illinois

Second Team

Ryan Bowen, Iowa
Louis Bullock, Michigan
Chad Austin, Purdue
Sam Jacobson, Minnesota
Brad Miller, Purdue

Third Team

Pete Lisicky, Penn State
Brian Cardinal, Purdue
Jerry Hester, Illinois
Michael Redd, Ohio State
Antonio Smith, Michigan State

Honorable Mention

Matt Heldman, Illinois; Luke Recker, Indiana; Ricky Davis, Iowa; Maceo Baston, Michigan; Jason Klein, Michigan State; Eric Harris, Minnesota; Calvin Booth, Jarrett Stephens, Penn State; Jaraan Cornell, Purdue; Sean Mason, Wisconsin

Player of the Year

Mateen Cleaves, Michigan State

Freshman of the Year

Michael Redd, Ohio State

Coach of the Year

Tom Izzo, Michigan State

Big Ten Statistics

All Games

Scoring Offense	G	Pts.	Avg.	FT Percentage	FT	FTA	Pct.
Purdue	36	3014	83.7	Purdue	657	864	.760
Iowa	31	2486	80.2	Penn State	470	635	.740
Michigan	34	2630	77.4	Indiana	513	702	.731
Indiana	32	2457	76.8	Minnesota	540	747	.723
Michigan State	30	2202	73.4	Iowa	512	721	.710
Penn State	32	2334	72.9	Wisconsin	459	652	.704
Minnesota	35	2530	72.3	Michigan	506	729	.694
Illinois	33	2301	69.7	Illinois	432	634	.681
Ohio State	30	1978	65.9	Michigan State	428	639	.670
Northwestern	27	1636	60.6	Northwestern	354	579	.611
Wisconsin	31	1877	60.5	Ohio State	349	607	.575

Scoring Defense	G	Pts.	Avg	Reb. Margin	Reb.	Opp.	Mar.
Wisconsin	31	1940	62.6	Michigan State	39.9	31.0	+8.9
Illinois	33	2095	63.5	Michigan	38.6	31.9	+6.7
Northwestern	27	1724	63.9	Northwestern	33.4	27.3	+6.2
Michigan State	30	1920	64.0	Iowa	38.3	32.6	+5.7
Michigan	34	2284	67.2	Purdue	37.2	35.2	+2.0
Iowa	31	2091	67.5	Illinois	33.6	34.4	-0.8
Minnesota	35	2403	68.7	Indiana	33.7	34.8	-1.1
Penn State	32	2204	68.9	Wisconsin	32.1	33.4	-1.2
Purdue	36	2602	72.3	Minnesota	35.1	36.9	-1.9
Ohio State	30	2185	72.8	Penn State	31.6	34.4	-2.8
Indiana	32	2346	73.3	Ohio State	32.0	35.0	-3.0

FG Percentage	FG	FGA	Pct.	3-Pt. FG Pct.	FG	FGA	Pct.
Indiana	879	1792	.491	Michigan	260	621	.419
Michigan	932	1907	.489	Iowa	218	543	.401
Purdue	1057	2185	.484	Indiana	186	489	.380
Iowa	878	1828	.480	Northwestern	142	375	.379
Northwestern	570	1203	.474	Purdue	243	650	.374
Penn State	821	1734	.473	Illinois	215	594	.362
Michigan State	799	1779	.449	Michigan State	176	493	.357
Ohio State	743	1670	.445	Penn State	222	624	.356
Minnesota	901	2029	.444	Minnesota	188	552	.341
Illinois	827	1869	.442	Ohio State	143	458	.312
Wisconsin	644	1579	.408	Wisconsin	130	438	.297

FG Pct. Defense	FG	FGA	Pct.	3-Pt. Field Goals	G	FG	Avg.
Michigan	815	2032	.401	Michigan	34	260	7.7
Michigan State	669	1637	.409	Iowa	31	218	7.0
Illinois	736	1768	.416	Penn State	32	222	6.9
Minnesota	810	1915	.423	Purdue	36	243	6.8
Wisconsin	643	1513	.425	Illinois	33	215	6.5
Northwestern	598	1407	.425	Michigan State	30	176	5.9
Iowa	776	1805	.430	Indiana	32	186	5.8
Penn State	816	1868	.437	Minnesota	35	188	5.4
Ohio State	730	1647	.443	Northwestern	27	142	5.3
Purdue	1007	2271	.443	Ohio State	30	143	4.8
Indiana	865	1940	.446	Wisconsin	31	130	4.2


Conference Games

Scoring Offense	G	Pts.	Avg.	FT Percentage	FT	FTA	Pct.
Purdue	16	1300	81.3	Purdue	322	405	.795
Indiana	16	1248	78.0	Penn State	270	356	.758
Michigan	16	1236	77.3	Indiana	254	339	.749
Iowa	16	1190	74.4	Wisconsin	218	302	.722
Michigan State	16	1178	73.6	Michigan	249	346	.720
Penn State	16	1153	72.1	Illinois	195	271	.720
Minnesota	16	1108	69.3	Minnesota	222	312	.712
Illinois	16	1107	69.2	Michigan State	235	331	.710
Ohio State	16	1050	65.6	Iowa	247	353	.700
Wisconsin	16	917	57.3	Northwestern	206	321	.642
Northwestern	16	887	55.4	Ohio State	186	313	.594

Scoring Defense	G	Pts.	Avg	Reb. Margin	Reb.	Opp.	Mar.
Illinois	16	992	62.0	Michigan State	37.4	31.1	+6.4
Wisconsin	16	1006	62.9	Michigan	36.3	31.6	+4.8
Michigan State	16	1034	64.6	Iowa	34.9	30.9	+4.1
Northwestern	16	1096	68.5	Northwestern	30.1	27.3	+2.8
Iowa	16	1116	69.8	Purdue	35.1	32.4	+2.8
Michigan	16	1122	70.1	Wisconsin	32.1	34.0	-1.9
Minnesota	16	1147	71.7	Illinois	31.3	33.6	-2.3
Penn State	16	1191	74.4	Minnesota	33.3	36.1	-2.8
Purdue	16	1194	74.6	Indiana	32.8	35.7	-2.9
Indiana	16	1237	77.3	Ohio State	30.4	35.0	-4.6
Ohio State	16	1239	77.4	Penn State	29.3	35.6	-6.3

FG Percentage	FG	FGA	Pct.	3-Pt. FG Pct.	FG	FGA	Pct.
Indiana	448	910	.492	Michigan	121	302	.401
Michigan	433	897	.483	Iowa	115	288	.399
Iowa	414	883	.469	Illinois	116	291	.399
Purdue	436	937	.465	Indiana	98	251	.390
Penn State	387	853	.454	Purdue	106	279	.380
Illinois	398	878	.453	Minnesota	96	259	.371
Northwestern	303	681	.445	Michigan State	97	262	.370
Michigan State	423	951	.445	Northwestern	75	203	.369
Minnesota	395	925	.427	Penn State	109	322	.339
Ohio State	394	925	.426	Wisconsin	75	247	.304
Wisconsin	312	817	.382	Ohio State	76	255	.298

FG Pct. Defense	FG	FGA	Pct.	3-Pt. Field Goals	G	FG	Avg.
Illinois	339	827	.410	Michigan	16	121	7.6
Wisconsin	321	774	.415	Illinois	16	116	7.3
Michigan State	359	855	.420	Iowa	16	115	7.2
Michigan	398	932	.427	Penn State	16	109	6.8
Minnesota	370	829	.446	Purdue	16	106	6.6
Indiana	454	989	.459	Indiana	16	98	6.1
Iowa	407	882	.461	Michigan State	16	97	6.1
Northwestern	379	816	.464	Minnesota	16	96	6.0
Purdue	454	965	.470	Ohio State	16	76	4.8
Penn State	451	950	.475	Wisconsin	16	75	4.7
Ohio State	411	838	.490	Northwestern	16	75	4.7





Big Ten Statistics, cont.

All Games (Individual)


Scoring				Steals				3-Pt. FG Pct.						
SCH	G	Pts.	Avg.	SCH	G	St.	Avg.	SCH	FG	FGA	Pct.			
Michael Redd	OS	30	658	21.9	Ryan Bowen	IA	31	79	2.6	Jaraan Cornell	PU	61	122	.500
Evan Eschmeyer	NU	27	585	21.7	Mateen Cleaves	MS	30	73	2.4	Kent McCausland	IA	74	161	.460
Sam Jacobson	MN	32	582	18.2	Eric Harris	MN	35	72	2.1	Sean Wink	NU	86	188	.457
Kevin Turner	IL	33	584	17.7	Michael Redd	OS	30	61	2.0	Louis Bullock	MI	93	207	.449
Brad Miller	PU	34	584	17.2	Quincy Lewis	MN	35	68	1.9	A.J. Guyton	IN	79	180	.439
Louis Bullock	MI	34	580	17.1	Mike Kelley	WI	31	58	1.9	Robbie Reid	MI	74	175	.423
Chad Austin	PU	35	594	17.0	Brian Cardinal	PU	36	65	1.8	Jason Klein	MS	69	168	.411
A.J. Guyton	IN	32	537	16.8	Hennssy Auriantal	WI	29	46	1.6	Matt Heldman	IL	67	165	.406
Robert Traylor	MI	34	552	16.2	Travis Conlan	MI	31	49	1.6	Kevin Turner	IL	78	212	.368
Mateen Cleaves	MS	30	484	16.1	Jarrett Stephens	PS	31	48	1.6	Pete Lisicky	PS	86	234	.368
Rebounding				Blocked Shots				3-Pt. Field Goals						
SCH	G	Reb.	Avg.	SCH	G	Bl.	Avg.	SCH	G	FG	Avg.			
Evan Eschmeyer	NU	27	290	10.7	Calvin Booth	PS	32	140	4.4	Sean Wink	NU	27	86	3.2
Robert Traylor	MI	34	344	10.1	Ken Johnson	OS	30	58	1.9	Louis Bullock	MI	34	93	2.7
Brad Miller	PU	34	302	8.9	DuJuan Wiley	MS	30	50	1.7	Pete Lisicky	PS	32	86	2.7
Ryan Bowen	IA	31	271	8.7	Brad Miller	PU	34	56	1.7	A.J. Guyton	IN	32	79	2.5
Antonio Smith	MS	30	262	8.7	Quincy Lewis	MN	35	50	1.4	Kent McCausland	IA	31	74	2.4
Maceo Baston	MI	30	223	7.4	Robert Traylor	MI	34	46	1.4	Kevin Turner	IL	33	78	2.4
Calvin Booth	PS	32	208	6.5	Ryan Bowen	IA	31	41	1.3	Jason Klein	MS	30	69	2.3
Michael Redd	OS	30	194	6.5	Antoine Broxsie	MN	30	36	1.2	Jaraan Cornell	PU	28	61	2.2
Miles Tarver	MN	35	220	6.3	Maceo Baston	MI	30	33	1.1	Robbie Reid	MI	34	74	2.2
Sean Daugherty	WI	31	192	6.2	Gary McQuay	PU	36	35	0.9	Matt Heldman	IL	33	67	2.0
Assists				FG Percentage				FT Percentage						
SCH	G	Ast.	Avg.	SCH	FG	FGA	Pct.	SCH	FT	FTA	Pct.			
Mateen Cleaves	MS	30	217	7.2	Jarrett Stephens	PS	165	257	.642	Louis Bullock	MI	123	135	.911
Michael Lewis	IN	32	150	4.7	Brad Miller	PU	191	302	.632	Pete Lisicky	PS	106	119	.891
Travis Conlan	MI	31	131	4.2	Evan Eschmeyer	NU	200	328	.610	Matt Heldman	IL	98	114	.860
Dean Oliver	IA	31	131	4.2	Ryan Bowen	IA	164	272	.603	Michael Lewis	IN	84	101	.832
Carlos Davis	OS	30	126	4.2	Robert Traylor	MI	224	387	.579	Sean Mason	WI	128	157	.815
Eric Harris	MN	35	144	4.1	Jerry Hester	IL	186	395	.471	Andrae Patterson	IN	88	111	.793
Julian Bonner	NU	27	111	4.1	A.J. Guyton	IN	188	402	.468	Eric Harris	MN	140	177	.791
Matt Heldman	IL	33	131	4.0	Ricky Davis	IA	173	371	.466	Brian Cardinal	PU	122	155	.787
Chad Austin	PU	35	131	3.7	Quincy Lewis	MN	197	431	.457	Luke Recker	IN	82	105	.781
Ryan Luehrsmann	IA	31	115	3.7	Louis Bullock	MI	182	411	.443	Brad Miller	PU	199	255	.780

Conference Games (Individual)

Scoring				Steals				3-Pt. FG Pct.						
SCH	G	Pts.	Avg.	SCH	G	St.	Avg.	SCH	FG	FGA	Pct.			
Michael Redd	OS	16	352	22.0	Mateen Cleaves	MS	16	44	2.8	Louis Bullock	MI	51	106	.481
Evan Eschmeyer	NU	16	324	20.3	Ryan Bowen	IA	16	42	2.6	Sean Wink	NU	47	100	.470
Sam Jacobson	MN	13	256	19.7	Michael Redd	OS	16	40	2.5	A.J. Guyton	IN	41	88	.466
Louis Bullock	MI	16	300	18.8	Mike Kelley	WI	16	33	2.1	Kevin Clark	MN	26	57	.456
Kevin Turner	IL	16	298	18.6	Eric Harris	MN	16	32	2.0	Matt Heldman	IL	37	86	.430
Robert Traylor	MI	16	284	17.8	Quincy Lewis	MN	16	29	1.8	Jerry Hester	IL	26	61	.426
Brad Miller	PU	16	279	17.4	Robert Traylor	MI	16	28	1.8	Eric Harris	MN	29	70	.414
A.J. Guyton	IN	16	274	17.1	Carlos Davis	OS	16	28	1.8	Jason Klein	MS	36	89	.404
Jerry Hester	IL	16	260	16.3	Travis Conlan	MI	16	27	1.7	Kent McCausland	IA	35	87	.402
Mateen Cleaves	MS	16	257	16.1	Brian Cardinal	PU	16	25	1.6	Jon Sanderson	OS	26	68	.382
Rebounding				Blocked Shots				3-Pt. Field Goals						
SCH	G	Reb.	Avg.	SCH	G	Bl.	Avg.	SCH	G	FG	Avg.			
Evan Eschmeyer	NU	16	152	9.5	Calvin Booth	PS	16	69	4.3	Louis Bullock	MI	16	51	3.2
Brad Miller	PU	16	148	9.3	Brad Miller	PU	16	31	1.9	Sean Wink	NU	16	47	2.9
Robert Traylor	MI	16	147	9.2	DuJuan Wiley	MS	16	29	1.8	A.J. Guyton	IN	16	41	2.6
Antonio Smith	MS	16	143	8.9	Robert Traylor	MI	16	24	1.5	Kevin Turner	IL	16	40	2.5
Ryan Bowen	IA	16	131	8.2	Maceo Baston	MI	12	18	1.5	Pete Lisicky	PS	16	39	2.4
Maceo Baston	MI	12	97	8.1	Ken Johnson	OS	16	23	1.4	Matt Heldman	IL	16	37	2.3
Sean Daugherty	WI	16	118	7.4	Quincy Lewis	MN	16	18	1.1	Jason Klein	MS	16	36	2.3
Michael Redd	OS	16	102	6.4	Ryan Bowen	IA	16	18	1.1	Kent McCausland	IA	16	35	2.2
Jarrett Stephens	PS	16	101	6.3	Gary McQuay	PU	16	17	1.1	Sean Mason	WI	16	32	2.0
Jerod Ward	MI	16	98	6.1	Andrae Patterson	IN	16	16	1.0	Eric Harris	MN	16	29	1.8
										Joe Crispin	PS	16	29	1.8
Assists				FG Percentage				FT Percentage						
SCH	G	Ast.	Avg.	SCH	FG	FGA	Pct.	SCH	FT	FTA	Pct.			
Mateen Cleaves	MS	16	124	7.8	Jarrett Stephens	PS	83	129	.643	Pete Lisicky	PS	58	63	.921
Michael Lewis	IN	16	85	5.3	Brad Miller	PU	85	133	.639	Joe Crispin	PS	47	52	.904
Matt Heldman	IL	16	75	4.7	Robert Traylor	MI	112	195	.574	Louis Bullock	MI	59	67	.881
Dean Oliver	IA	16	65	4.1	Evan Eschmeyer	NU	107	189	.566	Matt Heldman	IL	54	62	.871
Pete Lisicky	PS	16	62	3.9	Jerry Hester	IL	99	183	.541	Michael Lewis	IN	56	65	.862
Travis Conlan	MI	16	61	3.8	Louis Bullock	MI	95	193	.492	Sean Mason	WI	62	72	.861
Alan Eldridge	PU	16	61	3.8	Luke Recker	IN	82	167	.491	Brad Miller	PU	108	128	.844
Julian Bonner	NU	16	60	3.8	A.J. Guyton	IN	102	208	.490	Eric Harris	MN	66	79	.835
A.J. Guyton	IN	16	59	3.7	Ricky Davis	IA	86	186	.462	Chad Austin	PU	47	57	.825
Eric Harris	MN	16	58	3.6	Kevin Turner	IL	111	261	.425	Sam Jacobson	MN	49	61	.803



WISCONSIN RECORDS




WISCONSIN RECORDS

IN THIS SECTION

- 121-22 Wins and Losses
 - 123-26 Team Records
 - 127 Opponent Records
 - 128-29 Career Records
 - 130-33 1,000-Point Scorers
 - 134-35 Season Records
 - 136-37 Game Records
 - 138-39 Double-Doubles
 - 140 30-Point Performances
 - 141 Miscellaneous Scoring
 - 142-43 Freshmen Records
 - 144 UW Field House Records
 - 145 Kohl Center Records
 - 146-48 Yearly Leaders
- 

Badger Victories



Stu Jackson coached the Badgers to a school record-tying 12 consecutive home wins in 1993-94.



During the '97 campaign, guard Ty Calderwood helped lead Wisconsin to 11 Big Ten wins for the first time since 1941.

Winning Streaks

ONE SEASON

	WinsBeganEnded
1.	151-11-41through end of season
	15won all 15 games in 1913-14	
	15won all 15 games in 1911-12	
4.	1212-10-151-22-16
5.	1111-27-931-12-94

ONE SEASON (HOME GAMES)

	WinsBeganEnded
1.	1211-27-932-12-94
	12won all 12 games in 1929-30	
3.	1112-1-732-11-74
4.	1012-31-40through end of season
	10won all 10 games in 1915-16	

ONE SEASON (ROAD GAMES)

	WinsBeganEnded
1.	712-10-151-22-16
	7won all 7 games in 1911-12	
	712-13-012-22-02
4.	6won all 6 games in 1913-14	
	6won all 6 games in 1912-13	
	612-29-033-3-04

OVER TWO SEASONS

	WinsBeganEnded
1.	2912-9-113-7-13
2.	2412-13-131-23-15
3.	191-11-4112-31-41
4.	161-29-161-13-17
5.	122-1-072-28-08

OVER TWO SEASONS (HOME GAMES)

	WinsBeganEnded
1.	333-8-111-23-15
2.	241-14-292-14-31
3.	182-19-151-26-17
	182-27-093-1-11
5.	151-31-2012-16-21

OVER TWO SEASONS (ROAD GAMES)

	WinsBeganEnded
1.	1212-20-113-7-13
2.	91-10-142-8-15
3.	71-29-161-13-17
	73-3-053-2-06
5.	6	(three times)	

Winningest Seasons

TOTAL WINS

1.	201940-41
	201915-16
3.	181996-97
	181993-94
	181988-89
6.	171995-96
	171961-62
	171949-50
9.	161973-74
	161946-47

TOTAL WINS (BIG TEN GAMES)

1.	121914
	121912
3.	111997
	111941
	111923
	111916
	111913
8.	101962
	101953
	101942
	101929

HIGHEST WINNING PERCENTAGES

1.	1.00015-0 in 1911-12
	1.00015-0 in 1913-14
3.	.95220-1 in 1915-16
4.	.93314-1 in 1912-13
5.	.88215-2 in 1929-30
	.88215-2 in 1928-29
7.	.87020-3 in 1940-41
8.	.85712-2 in 1905-06
9.	.83315-3 in 1916-17
	.83310-2 in 1907-08

HIGHEST WINNING PERCENTAGES (BIG TEN GAMES)

1.	1.00012-0 in 1914
	1.00012-0 in 1912
3.	.91711-1 in 1941
	.91711-1 in 1923
	.91711-1 in 1916
	.91711-1 in 1913
7.	.8757-1 in 1908
8.	.83310-2 in 1929
9.	.8008-2 in 1930
10.	.7509 times

A PROVEN WINNER

Under Coach Dick Bennett's tutelage, the Badgers have recorded two of the eight winningest seasons in school history. In 1996-97 they ... became the first Wisconsin squad since 1915-16 to win 18 regular-season games; became the first Wisconsin team to win 11 Big Ten games since 1941; recorded the school's first six-game winning streak in Big Ten games since 1951.

Biggest Wins & Losses

Biggest Wins

- 55 Denver (89-34), 12/14/88
- 52 Morgan State (94-42), 12/23/79
- 52 N. Dakota State (102-50), 1/23/62
- 46 North Dakota (94-48), 12/7/68
- 44 Florida A&M (100-56), 11/26/83
- 44 California-Davis (97-53), 12/3/74
- 44 Michigan Tech (114-70), 12/5/70
- 44 Gonzaga (115-71), 12/17/63
- 44 Chicago (74-30), 2/8/43
- 42 DePauw (105-63), 11/29/75
- 42 Carroll (67-25), 12/1/45
- 41 DePauw (92-51), 12/15/73
- 41 South Dakota (94-53), 1/25/67
- 40 South Dakota (96-56), 12/6/84
- 40 Chicago (65-25), 2/22/41
- 39 Nebraska-Omaha (86-47), 11/28/86
- 39 Louisiana State (107-68), 12/18/54
- 38 at Chaminade (104-66), 11/22/95
- 38 So. Methodist (120-82), 12/9/67

Biggest Home Wins

- 55 Denver (89-34), 12/14/88
- 52 Morgan State (94-42), 12/23/79
- 52 N. Dakota State (102-50), 1/23/62
- 46 North Dakota (94-48), 12/7/68
- 44 Florida A&M (100-56), 11/26/83
- 44 California-Davis (97-53), 12/3/74
- 44 Michigan Tech (114-70), 12/5/70
- 44 Gonzaga (115-71), 12/17/63
- 44 Chicago (74-30), 2/8/43
- 42 DePauw (105-63), 11/29/75
- 42 Carroll (67-25), 12/1/45
- 41 DePauw (92-51), 12/15/73
- 41 South Dakota (94-53), 1/25/67

Biggest Road/Neutral Wins

- 38 at Chaminade (104-66), 11/22/95
- 36 at Loyola Marymount (103-67), 12/4/93
- 35 vs. Navy (93-58), 12/29/91
- 34 at Chicago (54-20), 2/9/42
- 32 vs. No. Illinois (95-63), 12/11/86
- 28 at Chicago (74-46), 3/4/44
- 27 vs. Arizona (104-77), 12/30/66
- 26 at Marquette (60-34), 12/31/48
- 25 vs. Nevada (86-61), 12/29/79
- 24 vs. Army (78-54), 12/30/79
- 24 at Northwestern (79-55), 2/4/56
- 22 at Ohio State (81-59), 1/11/95
- 22 at Marquette (94-72), 12/29/62
- 22 at Michigan (74-52), 2/21/53
- 22 at Northwestern (78-56), 1/17/53

Biggest Losses

- 53 at Iowa (48-101), 2/10/86
- 53 at Indiana (61-114), 1/3/76
- 44 at UCLA (56-100), 12/28/66
- 44 Michigan (59-103), 2/22/64
- 41 at UCLA (53-94), 11/25/72
- 41 at Rice (37-78), 12/6/58
- 40 at Iowa (65-105), 1/26/85
- 39 at Purdue (49-88), 1/11/75
- 39 at Illinois (54-93), 2/16/59
- 38 at Indiana (65-103), 1/15/87
- 37 at Minnesota (53-90), 1/12/94
- 37 at UNLV (65-102), 12/28/87
- 37 Ohio State (69-106), 2/8/60

Biggest Home Losses


- 44 Michigan (59-103), 2/22/64
- 37 Ohio State (69-106), 2/8/60
- 33 Purdue (42-75), 2/7/96
- 32 Ohio State (68-100), 1/30/61
- 31 Minnesota (78-109), 2/12/94
- 31 Michigan State (57-88), 2/2/59
- 30 Iowa (38-68), 2/24/45
- 29 Indiana (67-96), 2/26/76

- 29 Marquette (47-76), 12/2/58
- 29 Ohio State (34-63), 2/9/45
- 28 Purdue (56-84), 3/3/88
- 28 Illinois (71-99), 2/19/55
- 26 Michigan State (65-91), 3/5/83
- 26 Illinois (51-77), 1/5/59

Biggest Road Losses

- 53 at Iowa (48-101), 2/10/86
- 53 at Indiana (61-114), 1/3/76
- 44 at UCLA (56-100), 12/28/66
- 41 at UCLA (53-94), 11/25/72
- 41 at Rice (37-78), 12/6/58
- 40 at Iowa (65-105), 1/26/85
- 39 at Purdue (49-88), 1/11/75
- 39 at Illinois (54-93), 2/16/59
- 38 at Indiana (65-103), 1/15/87
- 37 at Minnesota (53-90), 1/12/94
- 37 at UNLV (65-102), 12/28/87
- 35 at Indiana (58-93), 2/17/75

This section includes only games played in the "modern era" which began in the 1937-38 season, the first without the center jump after each field goal scored.



Tracy Webster is Wisconsin's all-time assist leader with 501 from 1992-94.

Team Records

Season

POINTS

1. 2,259 in 1993-94
2. 2,226 in 1991-92
3. 2,193 in 1986-87
4. 2,156 in 1992-93
5. 2,123 in 1990-91

SCORING AVERAGE

1. 86.3 in 1970-71
2. 84.7 in 1961-62
3. 81.9 in 1963-64
4. 81.8 in 1966-67
5. 80.1 in 1967-68

OPPONENT SCORING AVERAGE

1. 52.6 in 1949-50
2. 53.0 in 1946-47
3. 53.4 in 1947-48
4. 55.3 in 1996-97
5. 56.9 in 1950-51

FIELD GOALS

1. 816 in 1993-94
2. 814 in 1985-86
3. 813 in 1986-87
4. 803 in 1984-85
5. 793 in 1992-93
- 793 in 1961-62

FIELD GOAL ATTEMPTS

1. 1,915 in 1963-64
2. 1,831 in 1970-71
3. 1,818 in 1974-75
4. 1,812 in 1961-62
5. 1,808 in 1975-76

FIELD GOAL PERCENTAGE

1. .503 (743-1476) in 1990-91
2. .501 (774-1546) in 1988-89
3. .488 (803-1646) in 1984-85
4. .483 (814-1686) in 1985-86
5. .479 (813-1696) in 1986-87

3-POINT FIELD GOALS MADE

1. 225 in 1993-94
2. 219 in 1992-93
3. 189 in 1995-96
4. 186 in 1994-95
- 186 in 1990-91

3-POINT FIELD GOAL ATTEMPTS

1. 609 in 1993-94
2. 570 in 1992-93
3. 561 in 1994-95
4. 551 in 1995-96
5. 450 in 1990-91



3-POINT FIELD GOAL PCT.

1. .448 (146-326) in 1988-89
2. .447 (160-358) in 1986-87
3. .432 (126-292) in 1987-88
4. .426 (179-420) in 1991-92
5. .413 (186-450) in 1990-91

FREE THROWS

1. 495 in 1954-55
2. 486 in 1953-54
3. 473 in 1995-96
- 473 in 1952-53
5. 463 in 1991-92
- 463 in 1970-71

FREE THROW ATTEMPTS

1. 717 in 1952-53
2. 695 in 1953-54
3. 693 in 1954-55
4. 687 in 1994-95
5. 682 in 1991-92

FREE THROW PERCENTAGE

1. .758 (413-545) in 1983-84
2. .743 (361-496) in 1984-85
3. .733 (368-502) in 1985-86
4. .725 (314-433) in 1982-83
5. .718 (431-600) in 1975-76

REBOUNDS

1. 1,268 in 1970-71
2. 1,245 in 1972-73
3. 1,207 in 1966-67
4. 1,196 in 1962-63
5. 1,177 in 1961-62

REBOUND AVERAGE

1. 52.8 in 1970-71
2. 51.9 in 1972-73
3. 50.3 in 1966-67
4. 50.0 in 1950-51
5. 49.8 in 1962-63

OPPONENT REBOUNDING AVG.

1. 29.5 in 1988-89
2. 29.8 in 1990-91
3. 30.5 in 1983-84
4. 30.7 in 1989-90
5. 31.6 in 1996-97

ASSISTS

1. 506 in 1986-87
2. 472 in 1993-94
3. 469 in 1990-91
4. 456 in 1984-85
5. 450 in 1988-89

FEWEST TURNOVERS

1. 374 in 1984-85
2. 379 in 1983-84
3. 382 in 1985-86
4. 401 in 1988-89
5. 409 in 1982-83

BLOCKED SHOTS

1. 153 in 1991-92
2. 135 in 1993-94
3. 103 in 1994-95
4. 97 in 1996-97
5. 96 in 1990-91

STEALS

1. 220 in 1988-89
2. 214 in 1992-93
3. 208 in 1991-92
4. 203 in 1978-79
5. 201 in 1995-96
- 201 in 1993-94

Statistics for turnovers, blocked shots and steals not available before 1978. Assist totals not available before 1974.

Team Records, cont.

Game

POINTS

1. 120 vs. Southern Methodist, 12/9/67
2. 115 vs. Mississippi Valley St., 12/23/93
115 vs. Gonzaga, 12/17/63
4. 114 vs. Michigan Tech, 12/5/70
5. 113 vs. Iowa, 2/9/74

POINTS IN A HALF

1. 67 vs. Iowa, 1/25/88
2. 65 vs. Cleveland State, 12/22/79
65 vs. Gonzaga, 12/17/63
4. 63 vs. Mississippi Valley St., 12/23/93
63 vs. Southern Methodist, 12/9/67

FIELD GOALS

1. 48 vs. Gonzaga, 12/17/63
48 vs. Southern Methodist, 12/9/67
3. 44 vs. Eastern Illinois, 12/1/70
44 vs. Illinois, 3/11/67
44 vs. West Virginia, 12/18/65
44 at Louisiana State, 12/18/54

FIELD GOAL ATTEMPTS

1. 113 at Michigan State, 1/6/64
2. 111 vs. Michigan Tech, 12/5/70
3. 102 vs. South Dakota, 12/9/72
4. 99 vs. Northern Michigan, 12/11/71
5. 97 vs. West Virginia, 12/18/65

FIELD GOAL PERCENTAGE

1. .744 (32-43) vs. Army, 12/30/79
2. .687 (33-48) vs. N. Illinois, 12/22/84
3. .667 (32-48) at New Mexico, 12/29/84
4. .649 (24-37) at Minnesota, 1/3/87
5. .648 (35-54) vs. Eastern Illinois, 12/28/95

FIELD GOAL PCT. IN A HALF

1. .778 (14-18) vs. Bowling Green, 3/13/91
2. .773 (17-22) vs. N. Illinois, 12/18/84
3. .762 (16-21) vs. Northwestern, 1/3/88
4. .760 (19-25) vs. Army, 12/30/79
5. .750 (15-20) vs. NE Illinois, 11/28/95

3-POINT FIELD GOALS MADE

1. 15 vs. Missouri, 3/19/94
15 vs. Alcorn State, 12/29/92
3. 14 vs. Michigan State, 2/2/94
14 vs. Texas-Arlington, 12/22/90
5. 13 at Michigan, 1/29/94
13 vs. UW-Milwaukee, 11/27/93

3-POINT FIELD GOAL ATTEMPTS

1. 37 vs. Missouri, 3/19/94
2. 35 at Eastern Michigan, 12/10/94
3. 32 at Marquette, 12/31/94
4. 31 vs. UW-Milwaukee, 11/27/93
31 vs. Northwestern, 2/3/93

3-POINT FIELD GOAL PCT.

(min. 8 attempts)

1. .900 (9-10) at Illinois, 1/25/97
2. .889 (8-9) vs. N. Dakota St., 12/10/86
3. .778 (7-9) vs. Indiana, 3/3/90
.778 (7-9) at Iowa, 2/10/90
5. .750 (6-8) vs. Gonzaga, 12/1/89
.750 (9-12) vs. Denver, 12/14/88

FREE THROWS MADE

1. 41 at Illinois, 1/1/55
2. 40 vs. Minnesota, 1/12/53
3. 37 at Michigan, 2/21/53
4. 36 vs. Sam Houston State, 12/13/92
5. 35 vs. Marquette, 2/19/90

FREE THROW ATTEMPTS

1. 61 at Michigan, 2/21/53
2. 54 at Illinois, 1/1/55
3. 50 at Indiana, 2/12/62
4. 48 vs. Sam Houston State, 12/13/92
48 vs. Michigan State, 3/9/53
48 vs. Minnesota, 1/12/53

FREE THROW PERCENTAGE

(min. 12 attempts)

1. 1.000 (22-22) vs. Purdue, 2/7/76
1.000 (13-13) at Loyola, 12/12/88
1.000 (12-12) vs. Marquette, 12/4/90
1.000 (12-12) vs. S. Illinois, 12/3/83
5. .962 (25-26) vs. Michigan, 2/26/92

REBOUNDS

1. 79 vs. Michigan Tech, 12/5/70
2. 76 vs. South Dakota, 12/9/72
3. 74 vs. Washington (MO), 12/11/61
74 vs. Iowa, 2/6/71
5. 73 vs. Gonzaga, 12/17/63

ASSISTS


1. 33 vs. Northwestern, 3/7/53
2. 31 vs. South Dakota, 12/6/84
31 at Louisiana State, 12/18/54
4. 30 vs. Iowa, 3/9/94
5. 29 vs. Mississippi Valley St., 12/23/93

BLOCKED SHOTS


1. 11 at Portland, 11/30/91
11 vs. Texas-Arlington, 12/22/90
11 vs. Ferris State, 11/28/88
11 vs. Rollins, 12/1/73
5. 10, four times

STEALS

1. 17 vs. Michigan State, 1/7/88
2. 16 vs. Denver, 12/14/88
3. 15, four times



Larry Petty made all nine of his field goal attempts as the Badgers shot a school-record .744 from the floor in a win over Mike Krzyzewski's last Army team.



Paul Morrow went to the free throw line a school-record 24 times as the Badgers attempted a Wisconsin-record 61 free throws at Michigan in 1953.

Game (Defense)

FEWEST POINTS ALLOWED

1.	29 vs. Michigan State (35-29)	2/24/51
2.	30 vs. Brown (52-30)	12/7/96
3.	33 vs. Northwestern (56-33)	1/17/98
	33 vs. Washington University (43-33)	12/9/57
5.	34 vs. Denver (89-34)	12/14/88
	34 at Marquette (60-34)	12/31/48
7.	35 vs. UNC-Wilmington (68-35)	11/30/96
	35 vs. Butler (60-35)	2/1/51
9.	36 vs. Pittsburgh (49-36)	12/12/47
	36 vs. Ripon (66-36)	12/1/48
	36 at Southern California (31-36)	12/21/48
12.	38 vs. Washington University (41-38)	12/15/56
13.	39 vs. Michigan State (51-39)	2/9/48
	39 vs. Creighton (75-39)	1/8/49

LOWEST FIELD GOAL PERCENTAGE ALLOWED

1.	.183 vs. Creighton	1/8/49
	.183 vs. Missouri	12/9/48
3.	.184 vs. Brown	12/7/96
	.184 vs. Purdue	1/19/48
	.184 vs. Indiana	1/15/49
6.	.185 vs. Michigan State	3/1/54
7.	.189 vs. Pittsburgh	12/12/47
8.	.197 vs. Michigan State	2/24/51
	.197 at Michigan	2/7/49
10.	.202 vs. Iowa	2/28/49
11.	.203 vs. Butler	2/1/51

FEWEST POINTS ALLOWED IN A HALF


1.	8 vs. Pittsburgh (1st)	12/12/47
2.	10 at Marquette (1st)	12/31/48
3.	11 vs. Michigan State (2nd)	2/9/48
4.	12 vs. Brown (2nd)	12/7/96
	12 vs. UNC-Wilmington (1st)	11/30/96
	12 vs. Marquette (2nd)	12/2/50
7.	13 vs. Illinois (2nd)	2/12/97
	13 vs. UW-Green Bay (1st)	12/8/93
	13 at Washington (1st)	12/9/57
	13 vs. Western Ontario (1st)	2/26/49
	13 vs. Missouri (2nd)	12/9/48
	13 at Southern California (2nd)	12/21/48

LOWEST FIELD GOAL PERCENTAGE ALLOWED IN A HALF*

1.	.118 vs. Brown (2nd)	12/7/96
2.	.154 vs. Michigan State (1st)	1/17/96
3.	.167 vs. Michigan (2nd)	1/3/96
	.167 vs. Manhattan (2nd)	3/13/96
5.	.190 vs. Illinois (2nd)	2/12/97
6.	.192 vs. Denver (2nd)	12/14/88
7.	.200 at Illinois (1st)	1/25/97
8.	.208 vs. UNC-Wilmington (1st)	11/30/96
9.	.214 vs. Northwestern (1st)	1/28/95
10.	.219 vs. Ohio State (2nd)	1/8/94
	.219 at Ohio State (2nd)	1/11/95

Modern era records only

*Since 1971-72



Mike Kelley's hustling style of defense resulted in a Wisconsin freshman-record 58 steals last season that led the Badgers and ranked seventh in the Big Ten.

Season (Defense)

FEWEST POINTS PER GAME ALLOWED

1.	52.6	1949-50
2.	53.0	1946-47
3.	53.4	1947-48
4.	55.3	1996-97
5.	56.9	1950-51
6.	59.6	1951-52
7.	61.9	1952-53
8.	62.6	1997-98
9.	63.3	1953-54
10.	64.6	1989-90
11.	64.7	1988-89
12.	64.8	1995-96

LOWEST FIELD GOAL PCT. ALLOWED

1.	.248	1946-47
2.	.276	1949-50
3.	.277	1947-48
4.	.291	1950-51
5.	.300	1952-53
6.	.309	1953-54
7.	.326	1951-52
8.	.362	1957-58
9.	.369	1956-57
10.	.378	1996-97
11.	.379	1955-56
12.	.385	1962-63
	.385	1954-55

100-Point Games


Wisconsin

120	Southern Methodist (82), 12/9/67
115	Mississippi Valley St. (79), 12/23/93
115	Gonzaga (71), 12/17/63
114	Michigan Tech (70), 12/5/70
113	Iowa (87), 2/9/74
110	Alcorn State (81), 12/29/92
110	Northwestern (94), 2/21/67
108	Detroit Mercy (86), 12/23/92
107	Michigan Tech (74), 12/1/71
107	Louisiana State (68), 12/18/54
106	UW-Milwaukee (84), 11/27/93
105	Eastern Illinois (70), 12/28/95
105	Texas-Arlington (74), 12/22/90
105	DePauw (63), 11/29/75
105	at Indiana (94), 2/12/62
105	vs. Dayton (93), 12/28/61
104	vs. Chaminade (66), 11/22/95
104	Cal. State-L.A. (88), 12/27/85
104	Northern Michigan (65), 12/11/71
104	Purdue (84), 3/2/68
104	vs. Arizona (77), 12/30/66
104	vs. Georgia Tech (84), 12/28/63
103	Cleveland State (78), 12/22/79
103	Grambling (83), 12/29/93
103	at Loyola Marymount (67), 12/4/93
103	Michigan State (96), 2/22/75
103	Illinois (101), 2/19/62
102	Eastern Illinois (84), 12/1/70
102	Illinois (92), 3/11/67
102	*at Michigan (120), 2/12/66
102	Indiana (96), 2/25/63
102	North Dakota State (50), 1/23/62
101	Northwestern (87), 2/3/93
101	Charleston Southern (72), 12/14/92
101	Illinois (75), 1/19/74
101	Michigan State (74), 2/29/72
100	Florida A&M (56), 11/26/83
100	SIU-Edwardsville (74), 12/2/72
100	*at Iowa (119), 2/10/70

Opponents

120	at Michigan (102), 2/12/66
119	at Iowa (100), 2/10/70
114	at Indiana (61), 1/31/76
111	at Minnesota (92), 2/1/64
109	vs. Missouri (96), 3/19/94
109	Minnesota (78), 2/12/94
108	at Indiana (82), 2/24/64
108	at Kentucky (85), 12/20/63
107	at Michigan (86), 2/2/76
107	at Purdue (80), 2/16/74
106	Michigan (81), 1/8/76
106	at Michigan State (90), 1/6/64
106	Ohio State (69), 2/8/60
105	at Iowa (65), 1/26/85
105	at Michigan State (87), 1/25/75
105	Minnesota (96), 3/2/64
104	Iowa (89), 1/25/88
104	at Minnesota (98), 3/6/71
103	at Illinois (80), 1/12/89
103	at Iowa (70), 3/10/88
103	at Indiana (65), 1/15/87
103	vs. Iowa State (79), 12/29/81
103	Michigan (59), 2/22/64
102	at UNLV (65), 12/28/87
102	vs. Oral Roberts (69), 12/29/78
101	at Iowa (48), 2/20/86
101	at Northwestern (91), 2/13/71
101	at Indiana (84), 2/25/69
101	vs. West Virginia (93), 12/18/65
101	Nebraska (88), 12/1/65
101	at Indiana (87), 2/20/65
101	Minnesota (91), 2/16/65
101	Ohio State (85), 1/4/64
101	*Illinois (103), 2/19/62
101	vs. Cincinnati (71), 12/30/61
100	at Northwestern (89), 3/6/93
100	at Purdue (73), 1/19/86
100	at Iowa (76), 2/17/73
100	at UCLA (56), 12/28/66
100	Ohio State (68), 1/30/61
100	at Ohio State - 2OT (98), 1/14/56

*losses



Osita Nwachukwu (11 points) was one of six Badgers in double figures the last time Wisconsin scored 100 points in a game (a 105-70 win over Eastern Illinois on Dec. 28, 1995).

HOOD'S HUNDRED

The last time a Dick Bennett-coached team surrendered 100 points in a game, Ronald Reagan was in the White House, Mike Kelley was seven years old, and the 45-second shot clock was in its first season. And Shawn Hood was a junior guard at Cleveland State — the same school which would go on to national fame just weeks later with an NCAA Tournament "Sweet 16" appearance.

The date was Feb. 8, 1986. Hood's squad, rolling toward an eventual 29-4 finish, was set to play host to Bennett's first UW-Green Bay team. The Vikings romped to a 103-64 win behind five players in double figures. Hood registered 12 points in 20 minutes of action.

In spite of Hood's role in the lopsided verdict, Bennett saw fit to bring him on board as an assistant coach at Wisconsin nine years later.

Opponent Records

Individual

POINTS (ALL WITH 40 OR MORE)

50, Terry Dischinger (Purdue), 1/27/62; 47, Bill Bradley (Princeton), 12/21/63; 44, Henry Wilmore (Michigan), 1/9/71; 44, Tony Smith (Marquette), 2/19/90; 44, Jimmy Rayl (Indiana), 2/12/62; 42, Glenn Robinson (Purdue), 2/13/93; 42, Oliver Shannon (Minnesota), 3/6/71; 42, Pete Maravich (Louisiana State), 12/15/67; 41, Scott May (Indiana), 2/26/76; 40, Rick Mount (Purdue), 1/9/68; 40, Gary Bradds (Ohio State), 2/15/64

FIELD GOALS

18, Scott Skiles (Michigan State), 1/30/86; 18, Bill Bradley (Princeton), 12/21/63

FIELD GOAL ATTEMPTS

42, Oliver Shannon (Minnesota), 3/6/71; 42, Pete Maravich (Louisiana State), 12/15/67

FIELD GOAL PCT. (MIN. 10 ATT.)

.929, 13-14, Quinn Buckner (Indiana), 1/20/75; .929, 13-14, Terry Furlow (Michigan State), 1/25/75

THREE-POINT FIELD GOALS

8, Shawn Respert (Michigan State), 3/11/95

THREE-POINT FIELD GOAL ATTEMPTS

17, Shawn Respert (Michigan State), 3/11/95

THREE-POINT FIELD GOAL PCT. (MIN. 6 ATT.)

1.000, 7-7, Glen Rice (Michigan), 2/25/89; 1.000, 6-6, Doug Altenberger (Illinois), 2/7/87

FREE THROWS

17, Geno Carlisle (Northwestern), 2/21/96; 17, Dennis Hopson (Ohio State), 2/12/87

FREE THROW ATTEMPTS

22, Dennis Hopson (Ohio State), 2/12/87

FREE THROW PCT. (MIN 10 ATT.)

1.000, many times (Most — 14-14, Glenn Robinson (Purdue), 2/13/93)

REBOUNDS

30, Chuck Darling (Iowa), 3/3/52

ASSISTS

16, Arriel McDonald (Minnesota), 1/12/94

BLOCKED SHOTS

9, Acie Earl (Iowa), 1/29/92

STEALS

8, Brett Etherington (Butler), 12/15/90; 8, Brent Carmichael (Northern Iowa), 12/1/82; 8, Darryl Mitchell (Minnesota), 1/8/81

MINUTES PLAYED

55:00, Steve Alford (Indiana), 2/16/87; 55:00, Terry Donnelly (Michigan State), 1/29/77

Team

POINTS

120, Michigan, 2/12/66

POINTS IN A HALF

63, Kentucky, 2nd, 12/20/63

FIELD GOALS

49, Michigan, 2/12/66

FIELD GOAL ATTEMPTS

108, Minnesota, 3/6/71

FIELD GOAL PERCENTAGE

.680, 34-50, Missouri, 3/19/94

FIELD GOAL PCT. IN A HALF

.818, 18-22, 2nd, Michigan State, 2/24/68

THREE-POINT FIELD GOALS

13, UW-Milwaukee, 11/27/93

THREE-POINT FIELD GOAL ATTEMPTS

33, Illinois, 1/25/97

THREE-POINT FIELD GOAL PCT. (MIN 8 ATT.)

.875, 7-8, Illinois, 2/7/87

FREE THROWS

40, Iowa, 1/21/95

FREE THROW ATTEMPTS

52, Iowa, 1/21/95

FREE THROW PCT. (MIN 12 ATT.)

1.000, many times (Most — 25-25, Purdue, 2/7/76)

REBOUNDS

83, Michigan State, 3/2/59

ASSISTS

33, UCLA, 11/25/72

FEWEST TURNOVERS

4, Illinois, 2/3/96

BLOCKED SHOTS

13, Georgia, 12/28/74

STEALS

20, Indiana, 1/31/76

Career Records

Games Played

- 118 Tim Locum, 1988-91
- 118 Danny Jones, 1987-90
- 118 Kurt Portmann, 1987-90
- 117 Sean Daugherty, 1995-98
- 115 Michael Finley, 1992-95
- 113 Tom Molaski, 1986-89
- 112 Rick Olson, 1983-86
- 110 Claude Gregory, 1978-81
- 110 Larry Petty, 1978-81
- 109 Scott Roth, 1982-85
- 109 Joe Chmelich, 1977-80

Games Started

- 112 Rick Olson, 1983-86
- 112 Michael Finley, 1992-95
- 109 Danny Jones, 1987-90
- 108 Joe Chmelich, 1977-80
- 99 Larry Petty, 1978-81
- 88 Tracy Webster, 1992-94
- 88 Claude Gregory, 1978-81
- 85 Sean Daugherty, 1995-98
- 83 Willie Simms, 1988-91
- 83 J.J. Weber, 1984-87

Minutes Played

- 3,962 Rick Olson, 1983-86
- 3,945 Michael Finley, 1992-95
- 3,623 Danny Jones, 1987-90
- 3,410 Claude Gregory, 1978-81
- 3,392 Larry Petty, 1978-81
- 3,007 Sean Daugherty, 1995-98
- 2,943 Tracy Webster, 1992-94
- 2,940 Scott Roth, 1982-85
- 2,927 Trent Jackson, 1986-89
- 2,909 Cory Blackwell, 1982-84

Points

- 2,147 Michael Finley, 1992-95
- 1,854 Danny Jones, 1987-90
- 1,745 Claude Gregory, 1978-81
- 1,736 Rick Olson, 1983-86
- 1,545 Trent Jackson, 1986-89
- 1,408 Clarence Sherrod, 1969-71
- 1,405 Cory Blackwell, 1982-84
- 1,264 Tracy Webster, 1992-94
- 1,251 Wes Matthews, 1978-80
- 1,215 Joe Franklin, 1966-68

Scoring Average

- 19.6 Clarence Sherrod, 1969-71
- 18.7 Michael Finley, 1992-95
- 18.1 Wes Matthews, 1978-80

- 16.9 Cory Blackwell, 1982-84
- 16.9 Joe Franklin, 1966-68
- 16.6 Leon Howard, 1971-73
- 15.9 James Johnson, 1967-69
- 15.9 Claude Gregory, 1978-81
- 15.7 Danny Jones, 1987-90
- 15.6 Trent Jackson, 1986-89
- 15.6 Rashard Griffith, 1994-95

Field Goals

- 739 Michael Finley, 1992-95
- 729 Rick Olson, 1983-86
- 723 Danny Jones, 1987-90
- 656 Claude Gregory, 1978-81
- 563 Cory Blackwell, 1982-84
- 557 Trent Jackson, 1986-89
- 500 Clarence Sherrod, 1969-71
- 489 Wes Matthews, 1978-80
- 465 Joe Chmelich, 1977-80
- 459 Joe Franklin, 1966-68

Field Goal Attempts

- 1,681 Michael Finley, 1992-95
- 1,535 Rick Olson, 1983-86
- 1,492 Claude Gregory, 1978-81
- 1,351 Danny Jones, 1987-90
- 1,234 Cory Blackwell, 1982-84
- 1,230 Clarence Sherrod, 1969-71
- 1,218 Bob Litzow, 1956-58
- 1,206 Trent Jackson, 1986-89
- 1,199 Don Rehfeldt, 1947-50
- 1,088 Ab Nicholas, 1950-52

Field Goal Pct.

- (min. 500 attempts)
- .573 P. Tompkins (306-534), 1988-91
 - .554 R. Griffith (294-531), 1994-95
 - .545 Willie Simms (391-717), 1988-91
 - .535 Danny Jones (723-1351), 1987-90
 - .527 J.J. Weber (405-768), 1984-87
 - .512 Joe Chmelich (465-908), 1977-80
 - .493 M. Heineman (262-532), 1984-87
 - .493 Brad Sellers (356-723), 1982-83
 - .491 Scott Roth (455-927), 1982-85
 - .481 Tim Locum (342-711), 1988-91

3-Point Field Goals

- 227 Tim Locum, 1988-91
- 213 Michael Finley, 1992-95
- 193 Trent Jackson, 1986-89
- 167 Tracy Webster, 1992-94
- 162 Andy Kilbride, 1992-95
- 94 Brian Good, 1989-92
- 88 Sean Mason, 1995-98

- 82 Hennssy Auriantal, 1996-98
- 71 Jason Johnsen, 1991-94
- 59 Shelton Smith, 1985-87

3-Point Field Goal Attempts

- 631 Michael Finley, 1992-95
- 481 Tim Locum, 1988-91
- 430 Trent Jackson, 1986-89
- 406 Tracy Webster, 1992-94
- 388 Andy Kilbride, 1992-95
- 263 Sean Mason, 1995-98
- 224 Hennssy Auriantal, 1996-98
- 218 Brian Good, 1989-92
- 190 Jason Johnsen, 1991-94
- 171 Duany Duany, 1996-98

3-Point Field Goal Pct.

(min. 60 attempts)

- .475 Mike Heineman (29-61), 1984-87
- .472 Tim Locum (227-481), 1988-91
- .449 Trent Jackson (193-430), 1986-89
- .431 Brian Good (94-218), 1989-92
- .424 Shelton Smith (59-139), 1985-87
- .418 Andy Kilbride (162-388), 1992-95
- .411 Tracy Webster (167-406), 1992-94
- .396 John Ellenson (36-91), 1989-91
- .374 Jason Johnsen (71-190), 1991-94
- .366 Hennssy Auriantal (82-224), 1996-98
- .366 Jay Peters (30-82), 1991-92

Free Throws

- 456 Michael Finley, 1992-95
- 433 Claude Gregory, 1978-81
- 408 Danny Jones, 1987-90
- 408 Clarence Sherrod, 1969-71
- 316 Dick Cable, 1952-55
- 307 Paul Morrow, 1952-54
- 301 James Johnson, 1967-69
- 299 Leon Howard, 1971-73
- 297 Joe Franklin, 1966-68
- 282 Ken Siebel, 1961-63

Free Throw Attempts

- 599 Danny Jones, 1987-90
- 593 Michael Finley, 1992-95
- 586 Claude Gregory, 1978-81
- 522 Clarence Sherrod, 1969-71
- 476 Joe Franklin, 1966-68
- 449 Paul Morrow, 1952-54
- 429 James Johnson, 1967-69
- 423 Leon Howard, 1971-73
- 422 Ab Nicholas, 1950-52
- 410 Ken Siebel, 1961-63

Free Throw Pct.

(min. 175 attempts)

1. .870 Rick Olson (260-299), 1983-86
2. .856 Tim Locum (166-194), 1988-91
3. .817 Wes Matthews (273-334), 1978-80
4. .804 Mike Carlin (172-214), 1966-68
5. .801 Dick Miller (246-307), 1954-56
6. .783 Sean Mason (195-249), 1995-98
7. .782 C. Sherrod (408-522), 1969-71
8. .775 Tracy Webster (207-267), 1992-94
9. .773 Trent Jackson (238-308), 1986-89
10. .768 Michael Finley (456-593), 1992-95


Rebounds

1. 904 Claude Gregory, 1978-81
2. 858 Joe Franklin, 1966-68
3. 841 Joe Chrmelich, 1977-80
4. 806 Kim Hughes, 1972-74
5. 718 Larry Petty, 1978-81
6. 680 Dale Koehler, 1973-76
7. 648 Michael Finley, 1992-95
8. 644 Sean Daugherty, 1995-98
9. 641 Tom Gwyn, 1961-63
10. 592 J.J. Weber, 1984-87

Rebounding Average

(min. 500 rebounds)

1. 11.9 Joe Franklin, 1966-68
2. 11.2 Kim Hughes, 1972-74
3. 10.4 Jack Brens, 1962-64
4. 8.9 Tom Gwyn, 1961-63
5. 8.7 Dale Koehler, 1973-76
6. 8.2 Claude Gregory, 1978-81
7. 7.8 Kerry Hughes, 1972-74
8. 7.7 Joe Chrmelich, 1977-80
9. 7.6 Ken Siebel, 1961-63
- 7.6 Leon Howard, 1971-73



Mike Heineman shot a Wisconsin career-record .475 from three-point range.

Assists

1. 501 Tracy Webster, 1992-94
2. 388 Mike Heineman, 1984-87
3. 371 Michael Finley, 1992-95
4. 335 Tom Molaski, 1986-89
5. 290 Arnold Gaines, 1977-80
6. 261 Trent Jackson, 1986-89
7. 259 Rick Olson, 1983-86
8. 255 Scott Roth, 1982-85
- 255 Wes Matthews, 1978-80
10. 250 Willie Simms, 1988-91

Blocked Shots

1. 124 Rashard Griffith, 1994-95
2. 120 Brad Sellers, 1982-83
3. 102 Kurt Portmann, 1987-90
4. 95 J.J. Weber, 1984-87
5. 92 Louis Ely, 1991-93
6. 78 Michael Finley, 1992-95
7. 71 Sam Okey, 1996-98
8. 67 Claude Gregory, 1978-81
9. 63 Grant Johnson, 1991-94
10. 55 Larry Petty, 1978-81

Steals

1. 183 Tracy Webster, 1992-94
2. 168 Michael Finley, 1992-95
3. 151 Trent Jackson, 1986-89
4. 131 Claude Gregory, 1978-81
5. 114 Hennssy Auriantal, 1996-98
6. 113 Wes Matthews, 1978-80
7. 110 Tom Molaski, 1986-89
8. 102 Rick Olson, 1983-86
9. 101 Cory Blackwell, 1982-84
10. 99 Tim Locum, 1988-91

I,000-Point Scorers

1. Michael Finley — 2,147

Left school as the 12th-leading scorer in Big Ten history (all games) ... ranks seventh in conference scoring annals in league games with 1,385 points ... three-time (1993, '94, '95) Associated Press honorable mention all-America choice ... twice (1993, '95) named first-team all-Big Ten ... only player in Badger history to score 500 points in three different seasons ... also the only player in UW history to average better than 20 points per game in three different years ... ranks first or second in 11 different UW career statistical categories ... school's career leader in points, field goals, field goal attempts, free throws and three-point field goal attempts ... a first-round draft choice (21st overall) of the NBA's Phoenix Suns in 1995.

Season	G	FG-A	PCT	3P-A	PCT	FT-A	PCT	PTS	AVG
1991-92	31	130-287	.453	26-72	.361	95-128	.742	381	12.3
1992-93	28	223-478	.467	63-173	.364	111-144	.771	620	22.1
1993-94	29	208-446	.466	66-182	.363	110-140	.786	592	20.4
1994-95	27	178-470	.379	58-204	.284	140-181	.773	554	20.5
Totals	115	739-1681	.440	213-631	.338	456-593	.768	2147	18.7

2. Danny Jones — 1,854


Ranks in top three in nine different career statistical categories at UW ... Wisconsin's career leader in free throw attempts with 599 ... AP honorable mention all-America in 1988-89 ... two-time team captain (1988-89, '89-90) ... Badger MVP in 1989-90 ... second-team all-Big Ten in 1989-90 and 1988-89, and third-team all-Big Ten by UPI in 1987-88 ... named Badgers' Most Improved Player in 1987-88 ... led Badgers in scoring in 1988-89 and 1989-90 ... led UW in rebounding in 1987-88 and 1988-89 ... set then-school record for points in a season when he scored 611 in 1988-89 ... scored in double figures in 91 games for Badgers, including a stretch of 33 straight.

Season	G	FG-A	PCT	3P-A	PCT	FT-A	PCT	PTS	AVG
1986-87	31	101-181	.558	0-0	—	52-88	.591	254	8.2
1987-88	26	176-309	.570	0-1	.000	89-124	.718	441	17.0
1988-89	30	231-449	.514	0-2	.000	149-199	.749	611	20.4
1989-90	31	215-412	.522	0-4	.000	118-188	.628	548	17.7
Totals	118	723-1351	.535	0-7	.000	408-599	.681	1854	15.7

3. Claude Gregory — 1,745

UW's career rebounding leader (904) ... a second-team all-Big Ten selection in 1980-81 and a third-team all-conference choice in 1979-80 ... led team in scoring and rebounding in 1980-81 en route to Badger MVP honors ... also led UW in rebounding in 1978-79 and 1979-80 ... scored in double figures in 80 games ... named team's Most Improved Player in 1977-78 ... brother, James, played at UW from 1976-78 ... second-round draft choice (41st overall) of Washington in 1981 NBA Draft.

Season	G	FG-A	PCT	3P-A	PCT	FT-A	PCT	PTS	AVG
1977-78	27	92-245	.376	—	—	70-99	.707	254	9.4
1978-79	27	168-385	.436	—	—	71-106	.670	407	15.1
1979-80	29	197-424	.465	—	—	140-189	.741	534	18.4
1980-81	27	199-438	.454	—	—	152-202	.752	550	20.4
Totals	110	656-1492	.440	—	—	433-596	.727	1745	15.9



Rick Olson started all 112 games in his Wisconsin career.

4. Rick Olson — 1,736

Wisconsin's career leader in minutes played (3,962) and tied with Michael Finley in games started with 112 ... started every game during his four-year career ... also UW's career leader in free throw percentage (.870) ... team captain, MVP and leading scorer as a senior in 1985-86 ... third-team all-Big Ten in 1985-86 and honorable mention all-Big Ten in 1984-85 ... set then-Big Ten record for consecutive free throws made when he connected on 36 straight during 1984 and 1985 ... selected in seventh round (158th overall) of 1986 NBA Draft by Houston.

Season	G	FG-A	PCT	3P-A	PCT	FT-A	PCT	PTS	AVG
1982-83	28	129-326	.398	18-48	.375	31-41	.756	307	11.0
1983-84	28	166-337	.493	—	—	59-66	.894	391	14.0
1984-85	28	197-397	.496	—	—	73-82	.890	467	16.7
1985-86	28	237-485	.489	—	—	97-110	.882	571	20.4
Totals	112	729-1545	.472	18-48	.375	260-299	.870	1736	15.5

5. Trent Jackson — 1,545

Earned second-team all-Big Ten honors from AP in 1988-89, while leading Badgers to their first postseason tournament bid since 1947 ... team MVP in 1987-88 and 1988-89 ... also captained squad in 1988-89 ... a third-team all-Big Ten choice by UPI in 1987-88 ... tabbed UW's Most Improved Player in 1986-87 ... led team in scoring in 1987-88 ... still holds school record for minutes in a season with 1,099 in '88-89.

Season	G	FG-A	PCT	3P-A	PCT	FT-A	PCT	PTS	AVG
1985-86	13	35-83	.422	—	—	5-10	.500	75	5.8
1986-87	28	129-289	.446	46-103	.447	46-59	.780	350	12.5
1987-88	28	192-426	.451	74-164	.451	88-106	.830	546	19.5
1988-89	30	201-408	.493	73-163	.448	99-133	.744	574	19.1
Totals	99	557-1206	.462	193-430	.449	238-308	.773	1545	15.6

6. Clarence Sherrod — 1,408

UW's career leader in scoring average (19.6 ppg) ... second-team all-Big Ten choice in 1969-70 and 1970-71 ... academic all-Big Ten in 1969-70 ... team co-captain in 1970-71 ... led team in scoring in 1969-70 and 1970-71 ... registered UW-record 40 consecutive games scoring in double figures ... still holds Badger single-season marks for scoring average (23.8) and field goal attempts (519), both set in 1970-71 ... made UW-record 168 free throws in 1969-70 ... seven career 30-point games ... chosen by Chicago in eighth round (134th overall) of 1971 NBA Draft.

Season	G	FG-A	PCT	3P-A	PCT	FT-A	PCT	PTS	AVG
1968-69	24	104-273	.381	—	—	92-120	.767	300	12.5
1969-70	24	185-438	.420	—	—	168-202	.832	538	22.4
1970-71	24	211-519	.407	—	—	148-200	.740	570	23.8
Totals	72	500-1230	.407	—	—	408-522	.782	1408	19.6

7. Cory Blackwell — 1,405

A first-team all-Big Ten selection in 1983-84 ... garnered AP honorable mention all-America honors ... two-time team MVP (1982-83 and 1983-84) ... third-team all-Big Ten in 1982-83 ... 36 straight games scoring in double figures ... selected by Seattle in second round (29th overall) of 1984 NBA Draft.

Season	G	FG-A	PCT	3P-A	PCT	FT-A	PCT	PTS	AVG
1981-82	27	147-330	.445	—	—	71-103	.689	365	13.5
1982-83	28	215-465	.462	1-4	.250	80-113	.708	511	18.3
1983-84	28	201-439	.458	—	—	127-181	.702	529	18.9
Totals	83	563-1234	.456	1-4	.250	278-397	.700	1405	16.9

8. Tracy Webster — 1,264

Second-team all-Big Ten in 1991-92, third-team in 1992-93 and honorable mention in 1993-94 ... Wisconsin's career leader in assists (501) and steals (183) ... his 179 assists in 1992-93 are single-season school standard, as are his 69 steals in 1993-94 ... holds UW single-season marks for three-point field goals made (75) and three-point field goal percentage (.490), both in 1991-92 ... team MVP in 1991-92 ... three-time team captain (1991-92, '92-93 and '93-94).

Season	G	FG-A	PCT	3P-A	PCT	FT-A	PCT	PTS	AVG
1991-92	31	186-419	.444	75-153	.490	90-115	.783	537	17.3
1992-93	28	139-354	.393	45-134	.336	72-89	.809	395	14.1
1993-94	29	120-272	.441	47-119	.395	45-63	.714	332	11.4
Totals	88	445-1045	.426	167-406	.411	207-267	.775	1264	14.4

9. Wes Matthews — 1,251

Second-team all-Big Ten in 1979-80 and third-team all-league honors from UPI in 1978-79 ... team MVP in 1978-79 ... career .817 free-throw shooter, including .888 in final season with Badgers ... made school-record 35 straight free throws during 1979-80 campaign ... left school as UW's No. 2 career scorer ... led team in scoring in each of his three seasons ... selected in first round (14th overall) of 1980 NBA Draft by Washington.

Season	G	FG-A	PCT	3P-A	PCT	FT-A	PCT	PTS	AVG
1977-78	14	83-197	.421	—	—	37-52	.712	203	14.5
1978-79	27	195-417	.468	—	—	109-139	.784	499	18.5
1979-80	28	211-412	.512	—	—	127-143	.888	549	19.6
Totals	69	489-1026	.477	—	—	273-334	.817	1251	18.1

10. Joe Franklin — 1,215

A first-team all-Big Ten choice in 1967-68 ... UW's career rebounding average leader (11.9) and the school's No. 2 rebounder overall ... led team in rebounding in each of his three seasons ... team MVP in 1966-67 and 1967-68 ... team captain in 1967-68 ... chosen in fifth round (63rd overall) of 1968 NBA Draft by Milwaukee.

Season	G	FG-A	PCT	3P-A	PCT	FT-A	PCT	PTS	AVG
1965-66	24	118-281	.419	—	—	48-99	.485	284	11.8
1966-67	24	139-316	.440	—	—	109-167	.653	387	16.1
1967-68	24	202-402	.502	—	—	140-210	.667	544	22.7
Totals	72	459-999	.459	—	—	297-476	.624	1215	16.9

11. Dale Koehler — 1,200

Two-time team MVP and two-time team captain (1974-75 and 1975-76) ... led team in scoring and rebounding his last two seasons ... registered 28 straight games scoring in double figures ... connected on school-record 17 free throws vs. Loyola (Ill.) on Dec. 6, 1975 ... set then-school record for points in a half with 28 in second half vs. Michigan on Feb. 2, 1976 ... selected by Cleveland in eighth round (123rd overall) of 1976 NBA Draft.

Season	G	FG-A	PCT	3P-A	PCT	FT-A	PCT	PTS	AVG
1972-73	7	4-11	.364	—	—	3-6	.500	11	1.6
1973-74	24	129-273	.473	—	—	44-73	.603	302	12.6
1974-75	21	155-307	.505	—	—	72-109	.661	382	18.2
1975-76	26	190-437	.435	—	—	125-165	.758	505	19.4
Totals	78	478-1028	.465	—	—	244-353	.691	1200	15.4

12. Dick Cable — 1,180

Team MVP and captain in 1954-55 ... led UW in scoring in 1953-54 and 1954-55 ... paced team in free throw percentage in 1952-53 and 1953-54 ... Milwaukee's second choice in 1955 NBA Draft.

Season	G	FG-A	PCT	3P-A	PCT	FT-A	PCT	PTS	AVG
1951-52	16	50-128	.391	—	—	36-51	.706	136	8.5
1952-53	22	110-299	.368	—	—	81-110	.736	301	13.7
1953-54	22	116-266	.436	—	—	69-92	.750	301	13.7
1954-55	22	156-389	.401	—	—	130-170	.765	442	20.2
Totals	82	432-1082	.399	—	—	316-423	.747	1180	14.4

1,000-Point Scorers, cont.

13. Joe Chernelich — 1,171

Two-time team captain (1978-79 and 1979-80) and team MVP in 1979-80 ... led Badgers in rebounding in 1977-78 ... paced UW in field goal percentage in 1976-77 ... a four-year starter ... chosen by New York in the fourth round (82nd overall) of the 1980 NBA Draft.

Season	G	FG-A	PCT	3P-A	PCT	FT-A	PCT	PTS	AVG
1976-77	27	122-227	.537	—	—	77-113	.681	321	11.9
1977-78	27	112-221	.507	—	—	51-72	.708	275	10.2
1978-79	26	108-230	.470	—	—	60-92	.652	276	10.6
1979-80	29	123-230	.535	—	—	53-81	.654	299	17.7
Totals	109	465-908	.512	—	—	241-358	.673	1171	10.7

14. Don Rehfeldt — 1,169

UW's last first-team all-America selection (1949-50) ... Big Ten MVP in 1950 ... first-team all-Big Ten in 1949 and 1950 ... two-time team MVP (1948-49 and 1949-50) ... led UW in scoring and free throw percentage in 1948-49 and 1949-50 and led Badgers in field goal percentage in 1947-48, 1948-49 and 1949-50 ... still holds school record for field goal attempts with 37 vs. Iowa on Feb. 28, 1949 ... chosen second overall by Baltimore in the 1950 NBA Draft.

Season	G	FG-A	PCT	3P-A	PCT	FT-A	PCT	PTS	AVG
1944-45*	9	37-na	—	—	—	21-na	—	95	10.6
1946-47	8	12-51	.235	—	—	9-18	.500	33	4.1
1947-48	20	86-258	.333	—	—	52-78	.667	224	11.2
1948-49	22	146-436	.335	—	—	89-129	.690	381	17.3
1949-50	22	170-505	.337	—	—	96-147	.653	436	19.8
Totals	81	451-1250	.361	—	—	267-372	.718	1169	14.4

*Entered service after first semester. Field goal and free throw attempts not available.

15. Leon Howard — 1,165

Two-time team MVP (1971-72 and 1972-73) ... team captain in 1972-73 ... three-year starter who led the UW in scoring in each of his last two seasons ... paced Badgers in free throw percentage in 1972-73.

Season	G	FG-A	PCT	3P-A	PCT	FT-A	PCT	PTS	AVG
1970-71	23	133-290	.455	—	—	90-130	.692	356	14.8
1971-72	23	143-346	.413	—	—	92-136	.676	378	16.4
1972-73	24	157-353	.445	—	—	117-157	.745	431	18.0
Totals	70	433-989	.438	—	—	299-423	.707	1165	16.6

16. Scott Roth — 1,156

Team MVP as a senior in 1984-85 ... two-time team captain (1983-84 and 1984-85) ... three-year starter ... led UW in scoring in 1984-85, field goal percentage in 1983-84 and 1984-85 and free throw percentage, assists and steals in 1983-84 ... selected by San Antonio in the fourth round of the 1985 NBA Draft.

Season	G	FG-A	PCT	3P-A	PCT	FT-A	PCT	PTS	AVG
1981-82	25	47-102	.461	—	—	10-18	.556	104	4.2
1982-83	28	59-156	.378	0-0	—	43-60	.717	161	5.8
1983-84	28	151-304	.497	—	—	76-96	.792	378	13.5
1984-85	28	198-365	.542	—	—	117-156	.750	513	18.3
Totals	109	455-927	.491	0-0	—	246-330	.745	1156	10.6

17. James Johnson — 1,147

Team MVP and captain in 1968-69 ... three-year starter ... led Badgers in scoring, rebounding and field goal percentage in 1968-69 ... paced UW in free throw percentage in 1967-68 ... selected by Boston in seventh round (93rd overall) of 1969 NBA Draft.

Season	G	FG-A	PCT	3P-A	PCT	FT-A	PCT	PTS	AVG
1966-67	24	104-228	.456	—	—	72-107	.673	280	11.7
1967-68	24	155-355	.437	—	—	95-130	.731	405	16.9
1968-69	24	164-401	.409	—	—	134-192	.698	462	19.2
Totals	72	423-984	.430	—	—	301-429	.702	1147	15.9

18. Ken Siebel — 1,084

Three-time team MVP ... three-year starter who led UW in scoring in 1961-62 ... paced Badgers in field goal percentage in 1960-61 and 1961-62 ... UW's free throw percentage leader in each of his three seasons ... selected by Baltimore in the sixth round (47th overall) of the 1963 NBA Draft.

Season	G	FG-A	PCT	3P-A	PCT	FT-A	PCT	PTS	AVG
1960-61	24	108-250	.432	—	—	67-97	.691	283	11.8
1961-62	24	144-318	.453	—	—	104-155	.671	392	16.3
1962-63	23	149-344	.433	—	—	111-158	.703	409	17.8
Totals	71	401-912	.440	—	—	282-410	.688	1084	15.3



Trent Jackson is the fifth-leading scorer in Wisconsin history and still holds the school record for minutes played in a season with 1,099.

19. Tim Locum — 1,077

Two-time team captain (1989-90 and 1990-91) ... two-year starter ... holds UW record for career three-point field goals made ... shares UW record for career games played ... led Badgers in three-point field goal percentage in each of his last three seasons ... tied for team lead in steals with 33 in 1989-90.

Season	G	FG-A	PCT	3P-A	PCT	FT-A	PCT	PTS	AVG
1987-88	28	58-137	.423	41-93	.441	30-35	.857	187	6.7
1988-89	30	83-168	.494	54-111	.486	45-55	.818	265	8.8
1989-90	30	94-194	.485	67-143	.469	40-45	.889	295	9.8
1990-91	30	107-212	.505	65-134	.485	51-59	.864	330	11.0
Totals	118	342-711	.481	227-481	.472	166-194	.856	1077	9.1

20. Larry Petty — 1,066

Tabbed UW's Most Improved Player in back-to-back seasons (1978-79 and 1979-80) ... four-year starter ... led UW in field goal percentage in 1978-79 and 1980-81 ... chosen by Los Angeles in the seventh round (157th overall) of the 1981 NBA Draft.

Season	G	FG-A	PCT	3P-A	PCT	FT-A	PCT	PTS	AVG
1977-78	27	50-138	.362	—	—	34-63	.540	134	5.0
1978-79	27	106-204	.520	—	—	55-94	.585	267	9.9
1979-80	29	97-210	.462	—	—	59-107	.551	253	8.7
1980-81	27	172-348	.494	—	—	68-126	.539	412	15.3
Totals	110	425-900	.472	—	—	216-390	.554	1066	9.7

21. Chuck Nagle — 1,064

Academic all-Big Ten in 1966-67 ... three-year starter who led UW in scoring and free throw percentage in 1966-67.

Season	G	FG-A	PCT	3P-A	PCT	FT-A	PCT	PTS	AVG
1966-67	24	188-421	.447	—	—	87-117	.744	463	19.3
1967-68	24	146-312	.468	—	—	48-70	.686	340	14.2
1968-69	24	104-259	.402	—	—	53-63	.841	261	10.9
Totals	72	438-992	.442	—	—	188-250	.752	1064	14.8

22. Sean Daugherty — 1,057

Played in 117 games (including 96 straight), fourth-most ever at Wisconsin ... his 85 starts rank eighth at UW ... eighth on school's all-time rebounds list with 644 ... only the seventh player in school history to register 1,000 points and 600 rebounds ... registered 11 career "double-doubles" ... team tri-captain as a senior ... earned team's Badger Award in 1997-98 ... career-high 24 points in final game as a Badger vs. Illinois.

Season	G	FG-A	PCT	3P-A	PCT	FT-A	PCT	PTS	AVG
1994-95	26	43-123	.350	13-47	.277	20-34	.588	119	4.6
1995-96	32	125-272	.460	12-39	.308	70-96	.729	332	10.4
1996-97	28	104-235	.443	17-48	.354	45-65	.692	270	9.6
1997-98	31	125-282	.443	11-34	.324	75-105	.714	336	10.8
Totals	117	397-912	.435	53-168	.315	210-300	.700	1057	9.0

23. J.J. Weber — 1,021


Team MVP and tri-captain in 1986-87 ... led Badgers in rebounding in 1984-85 and 1986-87 ... led team in scoring, field goal percentage, free throw percentage, steals and minutes in 1986-87 ... paced club in blocked shots in 1985-86 and 1986-87 ... tabbed team's Most Improved Player in 1984-85 ... three-year starter ... ranks fourth on UW's career blocked shots list.

Season	G	FG-A	PCT	3P-A	PCT	FT-A	PCT	PTS	AVG
1983-84	18	7-13	.538	—	—	2-5	.400	16	0.9
1984-85	28	85-173	.491	—	—	37-53	.698	207	7.4
1985-86	28	131-258	.508	—	—	67-89	.753	329	11.8
1986-87	31	182-324	.562	—	—	105-141	.745	469	15.1
Totals	105	405-768	.527	—	—	211-288	.733	1021	9.7

24. Willie Simms — 1,015

Team captain in 1990-91 ... named team's Most Improved Player in 1988-89 ... three-year starter ... led Badgers in field goal percentage and free throw percentage in 1989-90 ... topped team in assists in each of his last two seasons ... career field goal percentage of .545 is third-best in school history.

Season	G	FG-A	PCT	3P-A	PCT	FT-A	PCT	PTS	AVG
1987-88	2	1-4	.250	0-0	—	2-5	.400	4	2.0
1988-89	30	84-162	.519	1-2	.500	21-53	.396	190	6.3
1989-90	30	153-284	.539	2-6	.333	92-146	.630	400	13.3
1990-91	29	153-267	.573	1-3	.333	114-179	.637	421	14.5
Totals	91	391-717	.545	4-11	.364	229-383	.598	1015	11.2



Sean Daugherty joined the Badgers' 1,000-point club last season.

Season Records

Games Played

- 32 Hennssy Auriantal, 1996
- 32 Sean Daugherty, 1996
- 32 Sam Okey, 1996
- 31 David Burkemper, 1998
- 31 Sean Daugherty, 1998
- 31 Mike Kelley, 1998
- 31 Andy Kowske, 1998
- 31 Sean Mason, 1998
- 31 Mark Vershaw, 1998
- 31 Osita Nwachukwu, 1996
- 31 Michael Finley, 1992
- 31 Tracy Webster, 1992
- 31 Grant Johnson, 1992
- 31 Billy Douglass, 1990
- 31 Larry Hisle, 1990
- 31 Danny Jones, 1990
- 31 Kurt Portmann, 1990
- 31 Danny Jones, 1987
- 31 Rod Ripley, 1987
- 31 Shelton Smith, 1987
- 31 J.J. Weber, 1987

Games Started

- 32 Sam Okey, 1996
- 31 Sean Daugherty, 1996
- 31 Tracy Webster, 1992
- 31 Danny Jones, 1990
- 31 J.J. Weber, 1987
- 30 Willie Simms, 1990
- 30 Patrick Tompkins, 1990
- 30 Trent Jackson, 1989
- 30 Danny Jones, 1989
- 29 Five players tied

Minutes Played

- 1,099 Trent Jackson, 1989
- 1,091 Patrick Tompkins, 1991
- 1,077 Tracy Webster, 1992
- 1,062 Danny Jones, 1989
- 1,046 Michael Finley, 1994
- 1,045 Cory Blackwell, 1983
- 1,043 Danny Jones, 1990
- 1,032 Trent Jackson, 1988
- 1,030 Rick Olson, 1984
- 1,024 Sam Okey, 1996

Points

- 620 Michael Finley, 1993
- 611 Danny Jones, 1989
- 592 Michael Finley, 1994
- 574 Trent Jackson, 1989
- 571 Rick Olson, 1986
- 570 Clarence Sherrod, 1971

- 554 Michael Finley, 1995
- 550 Claude Gregory, 1981
- 549 Wes Matthews, 1980
- 548 Danny Jones, 1990

Scoring Average

- 23.8 Clarence Sherrod, 1971
- 22.7 Joe Franklin, 1968
- 22.4 Clarence Sherrod, 1970
- 22.1 Michael Finley, 1993
- 20.5 Michael Finley, 1995
- 20.4 Michael Finley, 1994
- 20.4 Danny Jones, 1989
- 20.4 Rick Olson, 1986
- 20.4 Claude Gregory, 1981
- 20.2 Dick Cable, 1955

Field Goals

- 237 Rick Olson, 1986
- 231 Danny Jones, 1989
- 223 Michael Finley, 1993
- 215 Danny Jones, 1990
- 215 Cory Blackwell, 1983
- 211 Wes Matthews, 1980
- 211 Clarence Sherrod, 1971
- 208 Michael Finley, 1994
- 202 Joe Franklin, 1968
- 201 Trent Jackson, 1989
- 201 Cory Blackwell, 1984

Field Goal Attempts

- 519 Clarence Sherrod, 1971
- 505 Don Rehfeldt, 1960
- 485 Rick Olson, 1986
- 478 Michael Finley, 1993
- 470 Michael Finley, 1995
- 468 Bob Litzow, 1957
- 465 Cory Blackwell, 1983
- 449 Danny Jones, 1989
- 446 Michael Finley, 1994
- 439 Cory Blackwell, 1984

Field Goal Pct.

(min. 100 attempts)

- .636 P. Tompkins (164-258), 1991
- .611 Louis Ely (80-131), 1993
- .592 Jeff Petersen (93-157), 1994
- .573 Willie Simms (153-267), 1991
- .570 Al Rudd (81-142), 1976
- .570 Danny Jones (176-309), 1988
- .566 Rashard Griffith (167-295), 1995
- .562 J.J. Weber (182-324), 1987
- .558 Danny Jones (101-181), 1987
- .558 Kurt Portmann (63-113), 1989

3-Point Field Goals

- 75 Tracy Webster, 1992
- 74 Trent Jackson, 1988
- 73 Trent Jackson, 1989
- 67 Tim Locum, 1990
- 66 Michael Finley, 1994
- 65 Tim Locum, 1991
- 63 Michael Finley, 1993
- 59 Shelton Smith, 1987
- 58 Michael Finley, 1995
- 54 Four players tied

3-Point Field Goal Attempts

- 204 Michael Finley, 1995
- 182 Michael Finley, 1994
- 173 Michael Finley, 1993
- 164 Trent Jackson, 1988
- 163 Trent Jackson, 1989
- 161 Sean Mason, 1998
- 153 Tracy Webster, 1992
- 143 Tim Locum, 1990
- 139 Shelton Smith, 1987
- 134 Tracy Webster, 1993
- 134 Tim Locum, 1991
- 134 Andy Kilbride, 1995

3-Point Field Goal Pct.

(min. 60 attempts)

- .490 Tracy Webster (75-153), 1992
- .486 Tim Locum (54-111), 1989
- .485 Tim Locum (65-134), 1991
- .475 Mike Heineman (29-61), 1987
- .469 Tim Locum (67-143), 1990
- .458 Andy Kilbride (49-107), 1993
- .458 Brian Good (38-83), 1992
- .451 Trent Jackson (74-164), 1988
- .448 Trent Jackson (73-163), 1989
- .441 Tim Locum (41-93), 1988

Free Throws

- 168 Clarence Sherrod, 1970
- 152 Claude Gregory, 1981
- 149 Danny Jones, 1989
- 148 Clarence Sherrod, 1970
- 145 Dick Miller, 1956
- 140 Michael Finley, 1995
- 140 Joe Franklin, 1968
- 140 Claude Gregory, 1980
- 134 James Johnson, 1969
- 130 Dick Cable, 1955



Michael Finley scored a school-record 620 points during the '92-93 campaign.

Assists

1. 179 Tracy Webster, 1993
2. 171 Tracy Webster, 1994
3. 151 Tracy Webster, 1992
4. 137 Mike Heineman, 1987
5. 118 Wes Matthews, 1980
6. 111 Mike Heineman, 1985
7. 108 Tom Molaski, 1989
- 108 Michael Finley, 1995
9. 106 Wes Matthews, 1979
10. 104 Tom Molaski, 1988

Assist-Turnover Ratio

(min. 50 assists and at least 2-to-1 ratio)

1. 2.38 Tracy Webster, 1994
2. 2.36 Mike Heineman, 1985
3. 2.33 Mike Heineman, 1986
4. 2.24 Tracy Webster, 1993
5. 2.07 Tim Locum, 1989
6. 2.06 Tom Molaski, 1987
7. 2.01 Mike Heineman, 1987
8. 2.00 Tom Molaski, 1989

Blocked Shots

1. 68 Brad Sellers, 1983
2. 66 Rashard Griffith, 1994
3. 58 Rashard Griffith, 1995
4. 52 Brad Sellers, 1982
5. 45 J.J. Weber, 1987
6. 42 Sam Okey, 1996
7. 41 Louis Ely, 1992
8. 34 Paul Grant, 1997
- 34 Kurt Portmann, 1989
10. 31 Louis Ely, 1993

Free Throw Attempts

1. 210 Joe Franklin, 1968
2. 202 Clarence Sherrod, 1970
- 202 Claude Gregory, 1981
4. 200 Clarence Sherrod, 1971
5. 199 Danny Jones, 1989
6. 192 James Johnson, 1969
7. 189 Claude Gregory, 1980
8. 188 Danny Jones, 1990
9. 181 Cory Blackwell, 1984
- 181 Dick Cable, 1956
- 181 Michael Finley, 1995

Rebounds

1. 344 Jim Clinton, 1951
2. 334 Joe Franklin, 1968
3. 306 Jack Brens, 1963
4. 301 Kim Hughes, 1973
5. 290 Paul Morrow, 1952
6. 289 Joe Franklin, 1967
7. 281 Rashard Griffith, 1995
8. 270 James Gregory, 1977
9. 267 Tom Gwyn, 1963
10. 266 Kim Hughes, 1974

Free Throw Pct.

(min. 50 made)

1. .905 Brian Good (57-63), 1990
2. .894 Rick Olson (59-66), 1984
3. .890 Rick Olson (72-82), 1985
4. .888 Wes Matthews (127-143), 1980
5. .882 Rick Olson (97-110), 1986
6. .864 Tim Locum (51-59), 1991
7. .841 Chuck Nagle (53-63), 1969
8. .832 Clarence Sherrod (168-202), 1970
9. .830 Trent Jackson (88-106), 1988
10. .828 Brad Sellers (82-99), 1983

Rebounding Average

1. 15.6 Jim Clinton, 1951
2. 13.9 Joe Franklin, 1968
3. 13.2 Paul Morrow, 1952
4. 12.8 Jack Brens, 1963
5. 12.5 Kim Hughes, 1973
6. 12.0 Joe Franklin, 1967
7. 11.3 Ab Nicholas, 1951
8. 11.1 Tom Gwyn, 1963
- 11.1 Kim Hughes, 1974
10. 11.0 Albert Henry, 1970

Steals

1. 69 Tracy Webster, 1994
2. 66 Tracy Webster, 1993
3. 63 Ty Calderwood, 1997
4. 59 Trent Jackson, 1988
5. 58 Mike Kelley, 1998
6. 53 Wes Matthews, 1979
7. 52 Michael Finley, 1995
8. 50 Trent Jackson, 1989
9. 49 Michael Finley, 1993
10. 48 Tracy Webster, 1992

Game Records

Points

- 42 Michael Finley at Eastern Michigan, 12/10/94
- 42 Ken Barnes vs. Indiana, 3/8/65
- 39 Rick Olson vs. Michigan, 1/14/84
- 38 Dale Koehler vs. Iowa, 2/1/75
- 38 Joe Franklin vs. Michigan State, 1/16/68
- 37 Chuck Nagle vs. Michigan, 3/4/67
- 36 Michael Finley vs. Missouri, 3/19/94
- 36 Tracy Webster vs. SE Missouri State, 11/25/91
- 36 Dale Koehler vs. Michigan, 2/2/76
- 35 Rick Olson vs. San Francisco State, 12/2/85
- 35 Claude Gregory vs. Kentucky State, 12/5/80
- 35 Jack Brens vs. Indiana, 2/25/63
- 35 Clarence Sherrod vs. Iowa, 2/10/70
- 35 Don Rehfeldt vs. Northwestern, 2/11/50

Points in a Half

- 33 Michael Finley (2nd) at Eastern Michigan, 12/10/94
- 28 Dale Koehler (2nd) at Michigan, 2/2/76
- 27 Marty Gharrity (2nd) vs. Loyola (Chicago), 12/12/59
- 25 Michael Finley (1st) vs. Michigan State, 2/2/94
- 24 Tracy Webster (2nd) vs. SE Missouri State, 11/25/91
- 23 Rick Olson (1st) vs. Michigan, 1/14/83
- 23 Clarence Sherrod (2nd) at Iowa, 2/10/70
- 23 Joe Franklin (2nd) vs. Illinois, 3/11/67
- 23 Ken Barnes (1st) vs. Indiana, 3/8/65
- 22 Michael Finley (2nd) vs. UW-Green Bay, 12/5/92

Field Goals

- 17 Michael Finley at Eastern Michigan, 12/10/94
- 17 Rick Olson vs. San Francisco State, 12/2/85
- 16 Bob Litzow vs. Indiana, 2/10/58
- 15 Rick Olson at Michigan State, 1/30/86
- 15 Rick Olson vs. Purdue, 1/19/85
- 15 Dale Koehler vs. Iowa, 2/1/75
- 15 Dale Koehler at Michigan, 2/2/76
- 15 Clarence Sherrod vs. Eastern Illinois, 12/1/70
- 15 Chuck Nagle vs. Purdue, 3/2/68
- 15 Joe Franklin vs. Michigan State, 1/16/68
- 15 Joe Franklin vs. Michigan, 1/6/68
- 15 Ken Barnes vs. Indiana, 3/8/65

Field Goal Attempts

- 37 Don Rehfeldt vs. Iowa, 2/28/49
- 32 Bob Litzow vs. Indiana, 2/10/58
- 32 Don Rehfeldt vs. Iowa, 2/18/50
- 31 Michael Finley at Eastern Michigan, 12/10/94
- 31 Don Rehfeldt at UCLA, 12/23/48
- 30 Bob Litzow at Ohio State, 1/14/56
- 28 Michael Finley at Michigan State, 1/23/93
- 28 Jack Brens vs. Indiana, 2/25/63
- 27 Tracy Webster at Nebraska, 12/11/91
- 27 Rick Olson vs. Illinois, 2/15/86
- 27 Rick Olson vs. Boston College, 12/27/85
- 27 Rick Olson vs. San Francisco State, 12/2/85
- 27 Michael Finley vs. Penn State, 1/26/95

Field Goal Pct. (min. 10 attempts)

- .923 Al Henry (12-13) vs. Minnesota, 1/13/70
- .909 Larry Hisle (10-11) vs. Texas-Arlington, 12/22/90
- .909 Scott Roth (10-11) at New Mexico, 12/29/84
- .900 Carlton McGee (9-10) vs. Michigan, 2/26/92
- .900 Patrick Tompkins (9-10) at Oregon, 11/24/90
- .900 Willie Simms (9-10) vs. Iowa, 1/11/90
- .900 Trent Jackson (9-10) vs. Northwestern, 1/30/88
- .900 Larry Petty (9-10) vs. Illinois, 1/18/79
- .875 Leon Howard (14-16) vs. Michigan State, 1/20/73
- .846 Wes Matthews (11-13) vs. Michigan State, 12/23/79
- .846 Walter Holt (11-13) vs. Rice, 12/16/57

3-Point Field Goals

- 7 Michael Finley at Eastern Michigan, 12/10/94
- 7 Tracy Webster vs. Missouri, 3/19/94
- 7 Michael Finley at Michigan, 1/29/94
- 7 Larry Hisle vs. Texas-Arlington, 12/22/90
- 7 Tim Locum vs. Rollins, 12/15/89
- 7 Tim Locum vs. Butler, 12/5/87
- 7 Trent Jackson at Ohio State, 1/17/87
- 6 Sean Mason at Michigan, 2/28/98
- 6 Andy Kilbride vs. Indiana, 3/14/93
- 6 Tim Locum vs. Minnesota, 1/22/90
- 6 Tim Locum vs. Western Kentucky, 11/25/89
- 6 Trent Jackson vs. Oregon, 11/26/88
- 6 Trent Jackson at UNLV, 12/28/87

3-Point Field Goal Attempts

- 16 Michael Finley at Eastern Michigan, 12/10/94
- 13 Tracy Webster vs. Missouri, 3/19/94
- 13 Michael Finley at Minnesota, 2/18/93
- 12 Michael Finley vs. Valparaiso, 12/6/94
- 12 Andy Kilbride at Minnesota, 2/28/95
- 12 Michael Finley at Michigan, 1/29/94
- 12 Tim Locum vs. Butler, 12/5/87
- 11 7 players tied

3-Point Field Goal Pct. (min. 6 attempts)

- 1.000 Larry Hisle (7-7) vs. Texas-Arlington, 12/22/90
- .833 Tracy Webster (5-6) vs. Illinois, 2/20/92
- .833 Tim Locum (5-6) vs. Iowa, 1/25/88
- .833 Tim Locum (5-6) vs. Iowa, 1/17/91
- .833 Shelton Smith (5-6) vs. Northern Illinois, 12/11/86
- .778 Tim Locum (7-9) vs. Rollins, 12/15/89
- .750 Sean Mason (6-8) at Michigan, 2/28/98
- .750 Tim Locum (6-8) vs. Western Kentucky, 11/25/89
- .750 Trent Jackson (6-8) vs. Oregon, 11/26/88
- .714 Jeremy Hall (5-7) vs. Eastern Illinois, 12/28/95
- .714 Andy Kilbride (5-7) vs. Michigan State, 2/2/94
- .714 Tim Locum (5-7) vs. Texas-Arlington, 12/22/90
- .714 Trent Jackson (5-7) at Michigan State, 3/12/88

Free Throws

1. 17 Dale Koehler vs. Loyola (Chicago), 12/6/75
2. 15 Paul Grant vs. Iowa, 2/26/97
- 15 Michael Finley vs. Michigan, 2/11/95
- 15 Bill Pearson at Northwestern, 2/18/78
- 15 Paul Morrow at Michigan, 2/21/53
6. 14 Ty Calderwood at St. Bonaventure, 12/14/96
- 14 Rick Olson vs. Purdue, 2/13/86
- 14 Clarence Sherrod vs. Tulane, 12/19/70
9. 13 Sean Mason at Ohio State, 1/3/98
- 13 Michael Finley vs. Missouri, 3/19/94
- 13 Tracy Webster vs. SE Missouri State, 11/25/91
- 13 Danny Jones vs. Marquette, 2/22/89
- 13 Danny Jones vs. Minnesota, 1/4/89
- 13 Danny Jones at Marquette, 12/3/88

Free Throw Attempts

1. 24 Paul Morrow at Michigan, 2/21/53
2. 23 Dale Koehler vs. Loyola (Chicago), 12/6/75
3. 19 Willie Simms vs. Minnesota, 1/7/91
- 19 Joe Franklin vs. Michigan, 1/10/67
5. 18 Ty Calderwood at St. Bonaventure, 12/14/96
- 18 Joe Franklin at Northwestern, 3/9/68
7. 17 Sam Okey vs. UW-Milwaukee, 12/10/96
- 17 Michael Finley vs. Michigan, 2/11/95
- 17 Danny Jones vs. Michigan, 2/3/90
- 17 Leon Howard vs. Illinois, 2/10/73
- 17 Ron Jackson vs. Iowa, 1/6/62
- 17 Ken Siebel at Indiana, 2/12/62
- 17 Jack Brens at Indiana, 2/12/62

Free Throw Pct. (min. 10 attempts)

1. 1.000 Paul Grant (15-15) vs. Iowa, 2/26/97
- 1.000 Rick Olson (14-14) vs. Purdue, 2/13/86
- 1.000 Sean Mason (13-13) at Ohio State, 1/3/98
- 1.000 Sean Mason (12-12) at Penn State, 2/14/98
- 1.000 Tim Locum (12-12) vs. Marquette, 2/19/90
- 1.000 Rod Ripley (12-12) vs. Marquette, 11/30/85
- 1.000 Scott Roth (12-12) vs. Washington State, 12/1/84
- 1.000 Clarence Sherrod (12-12) vs. Ohio State, 2/24/70
- 1.000 Dick Miller (12-12) at Illinois, 1/9/56
- 1.000 Claude Gregory (11-11) vs. Northwestern, 1/11/79
- 1.000 Wes Matthews (11-11) vs. Cleveland State, 12/22/79
- 1.000 Clarence Sherrod (11-11) at Minnesota, 3/6/71
- 1.000 Leon Howard (11-11) at Iowa, 2/27/71
- 1.000 Clarence Sherrod (11-11) vs. Illinois, 2/23/71
- 1.000 Dick Miller (11-11) vs. Minnesota, 2/21/55
- 1.000 Tracy Webster (10-10) vs. Northwestern, 2/3/93
- 1.000 Michael Finley (10-10) vs. Michigan, 2/26/92
- 1.000 Michael Finley (10-10) vs. Purdue, 2/2/92
- 1.000 Tim Locum (10-10) vs. Ohio State, 3/4/89
- 1.000 Trent Jackson (10-10) vs. Northern Illinois, 12/1/87
- 1.000 Ron Weisner (10-10) at LSU, 12/19/53

Rebounds

1. 30 Paul Morrow vs. Purdue, 1/3/53
2. 27 Joe Franklin vs. Purdue, 3/2/68
3. 26 Mark Zubor vs. Gonzaga, 12/17/63
4. 25 Joe Chnelich vs. St. Mary's, 12/2/76
5. 23 Joe Franklin at Illinois, 12/19/66
- 23 Ken Barnes vs. Indiana, 3/8/65
- 23 Jack Brens vs. St. John's, 1/26/63
- 23 Curt Mueller vs. Northwestern, 3/3/56
9. 22 Kerry Hughes vs. Iowa, 2/9/74
- 22 Jack Brens vs. Illinois, 2/11/63

Assists

1. 13 Tracy Webster vs. Michigan, 2/26/92
- 13 Wes Matthews vs. Army, 12/30/79
3. 12 Tracy Webster vs. Coastal Carolina, 12/7/92
4. 11 Mike Heineman vs. Northwestern, 3/9/85
- 11 Wes Matthews at Northwestern, 2/24/79
- 11 Joe Chnelich vs. Canisius, 12/3/77
- 11 Jim Smith at Northwestern, 2/19/77
- 11 Dick Cable vs. California, 12/26/52
9. 10 By several players

Blocked Shots

1. 9 Brad Sellers vs. Toledo, 11/29/82
2. 8 Kim Hughes vs. Rollins, 12/1/73
3. 7 Brad Sellers vs. Minnesota, 1/21/82
- 7 Brad Sellers vs. Ball State, 12/8/82
5. 6 Rashard Griffith vs. Illinois, 2/4/95
- 6 Rashard Griffith at Northwestern, 2/15/95
- 6 Rashard Griffith at Texas Tech, 12/11/93
- 6 Louis Ely at Illinois, 1/22/92
- 6 Kim Hughes vs. Illinois, 1/19/74
10. 5 Sam Okey vs. Manhattan, 3/13/96
- 5 Rashard Griffith vs. Illinois, 1/25/94
- 5 Louis Ely vs. Tennessee Tech, 12/31/90
- 5 J.J. Weber vs. Minnesota, 3/5/87
- 5 J.J. Weber vs. Purdue, 1/10/87
- 5 J.J. Weber vs. South Florida, 11/29/86


Steals

1. 10 Michael Finley vs. Purdue, 2/13/93
2. 9 Mike Heineman vs. Morgan State, 11/25/84
3. 6 Hennssy Auriantal vs. Toledo, 12/9/97
- 6 Hennssy Auriantal vs. Illinois State, 11/18/97
- 6 Tracy Webster at Iowa, 3/10/93
- 6 Tracy Webster vs. Illinois, 2/28/93
- 6 Tracy Webster vs. UW-Green Bay, 12/5/92
- 6 Trent Jackson vs. Michigan, 1/24/87
9. 5 By several players

Double-Doubles

Following is a listing of all Wisconsin players who have registered at least five career "double-doubles" (double figure points and rebounds in a game) since 1950-51.

Player	Years	No.
Joe Franklin	1966-68	47
Kim Hughes	1972-74	39
Claude Gregory	1978-81	32
Dale Koehler	1973-76	31
Jack Brens	1962-64	27
Rashard Griffith	1994-95	24
Paul Morrow	1952-54	23
Joe Chmelich	1977-80	22
Kerry Hughes	1972-74	20
Brad Sellers	1982-83	20
Cory Blackwell	1982-84	19
Leon Howard	1971-73	19
James Johnson	1967-69	18
Ken Siebel	1961-63	18
Mark Zubor	1964-66	18
Tom Hughbanks	1960-62	17
James Gregory	1977-78	17
Al Henry	1969-70	16
Ken Gustafson	1964-66	16
Larry Petty	1978-81	16
J.J. Weber	1984-87	16
Tom Gwyn	1961-63	16
Patrick Tompkins	1988-91	14
Clarence Sherrod	1969-71	13
Ken Barnes	1964-66	12
Sean Daugherty	1995-98	11
Glen Richgels	1971	10
Bob Barneson	1958-60	9
Curt Mueller	1954-56	9
Michael Finley	1992-95	9
Sam Okey	1996-97	8
John Parker	1954-56	8
Bill Pearson	1975-78	8
Chuck Nagle	1967-69	8
Glenn Borland	1956-58	7
Ron Jackson	1961-62	7
Fred Clow	1958-60	7
Brian Kulas	1957-59	6
Marcus McCoy	1973-75	6
Rod Ripley	1984-87	5
Lloyd Adams	1970	5
Craig Mayberry	1969-70	5
Gary Watson	1971	5
Ray Gross	1957-59	5
Jim Clinton	1951-55	5
Tony Stracka	1952-54	5
Bobbie Johnson	1963-64	5



Joe Franklin registered a Wisconsin-record 47 "double-doubles."

QUADRUPLE DOUBLE-DOUBLE

There have been a number of noteworthy "double-doubles" in Wisconsin basketball history, but only once in the school's 100-year hoops history have four players reached double figures in points and rebounds all in the same game. It happened in Madison on Dec. 12, 1970. Leon Howard (15 points, 11 rebounds), Gary Watson (19-14), Glen Richgels (15-17) and Clarence Sherrod (25-10) each accomplished the feat in a 94-83 victory over Loyola University (New Orleans).

That Badger squad, coached by John Powless, went on to establish school records by averaging 86.3 points and 52.8 rebounds per game in 1970-71. Both of those marks stand to this day. Earlier that season, the Badgers defeated Michigan Tech 114-70 in a game in which they pulled down a school-record 79 rebounds.

Points-Assists Double-Double

Following is a list of each performance in which a Wisconsin player registered double figures in points and assists since 1973-74.

Tracy Webster at Loyola-Marymount (12-10).....	Dec. 4, 1993
Tracy Webster vs. UW-Milwaukee (17-10)	Nov. 27, 1993
Tracy Webster vs. Northwestern (27-10)	Feb. 3, 1993
Tracy Webster vs. Detroit Mercy (22-10)	Dec. 23, 1992
Tracy Webster vs. Michigan (10-13)	Feb. 26, 1992
Tracy Webster vs. Illinois (33-10)	Feb. 20, 1992
Tracy Webster vs. Coastal Carolina (20-12).....	Dec. 7, 1991
Willie Simms vs. Ohio State (14-10)	Feb. 14, 1991
Wes Matthews vs. Army* (18-13)	Dec. 30, 1979
Dan Hastings vs. Michigan State (14-10)	March 3, 1979
Wes Matthews at Northwestern (23-11)	Feb. 24, 1979
James Smith at Northwestern (10-11)	Feb. 19, 1977


*Rainbow Classic

Double Figures in Assists


Listed below is each double-figure assist performance by a Badger since assists started being kept in 1973-74.

Tracy Webster at Michigan (10).....	Jan. 29, 1994
Tracy Webster at Loyola-Marymount (10)	Dec. 4, 1993
Tracy Webster vs. UW-Milwaukee (10)	Nov. 27, 1993
Tracy Webster vs. Northwestern (10)	Feb. 3, 1993
Tracy Webster vs. Detroit Mercy (10).....	Dec. 23, 1992
Tracy Webster vs. Michigan (13)	Feb. 26, 1992
Tracy Webster vs. Illinois (10)	Feb. 20, 1992
Tracy Webster vs. Coastal Carolina (12)	Dec. 7, 1991
Willie Simms vs. Ohio State (10)	Feb. 14, 1991
Mike Heineman vs. Eastern Illinois (10).....	Dec. 22, 1986
Mike Heineman vs. Northwestern (11)	March 9, 1985
Wes Matthews vs. Army* (13)	Dec. 30, 1979
Wes Matthews at Northwestern (11)	Feb. 24, 1979
Dan Hastings vs. Michigan State (10)	March 3, 1979
Joe Chernelich vs. Canisius (11)	Dec. 3, 1977
James Smith at Northwestern (11)	Feb. 19, 1977

*Rainbow Classic



Dan Hastings had 14 points and 10 assists to help the Badgers to an 83-81 upset win over fourth-ranked Michigan State in 1979.



Wes
Matthews

30-Point Performances

42 Michael Finley at Eastern Michigan, 12/10/94
 42 Ken Barnes vs. Indiana, 3/8/65

39 Rick Olson vs. Michigan, 1/14/84

38 Dale Koehler vs. Iowa, 2/1/75
 38 Joe Franklin vs. Michigan State, 1/16/68

37 Chuck Nagle vs. Michigan, 3/4/67

36 Michael Finley vs. Missouri, 3/19/94
 36 Tracy Webster vs. SE Missouri State, 11/25/91
 36 Dale Koehler at Michigan, 2/2/76

35 Rick Olson vs. San Francisco State, 12/2/85
 35 Claude Gregory vs. Kentucky State, 12/5/80
 35 Clarence Sherrod at Iowa, 2/10/70
 35 Jack Brens vs. Indiana, 2/25/63
 35 Don Rehfeldt at Northwestern, 2/11/50

34 Michael Finley vs. Ohio State, 1/20/93
 34 Cory Blackwell at Minnesota, 2/19/83
 34 Cory Blackwell vs. Ohio State, 2/9/83
 34 Joe Franklin vs. Michigan, 1/6/68
 34 Bob Litzow vs. Indiana, 2/10/58
 34 Don Rehfeldt vs. Iowa, 2/28/49

33 Michael Finley vs. Purdue, 2/13/93
 33 Tracy Webster vs. Illinois, 2/20/92
 33 Trent Jackson at Butler, 12/10/88
 33 Scott Roth vs. Oklahoma State, 12/29/83
 33 Claude Gregory at Iowa, 2/28/81
 33 Dale Koehler vs. Loyola (IL), 12/6/75
 33 Ron Jackson vs. Dayton, 12/28/61
 33 Dick Miller at Michigan State, 2/27/56

32 Michael Finley vs. Michigan State, 2/2/94
 32 Michael Finley vs. UW-Green Bay, 12/5/92
 32 Danny Jones vs. Ohio State, 3/4/89
 32 Rick Olson at Minnesota, 2/22/86
 32 Rick Olson at Michigan State, 1/30/86
 32 Rick Olson vs. Ohio State, 2/9/85
 32 Claude Gregory vs. Iowa, 1/15/81
 32 Leon Howard at Ohio State, 2/5/72
 32 Clarence Sherrod vs. Eastern Illinois, 12/1/70
 32 Joe Franklin vs. Arizona, 12/30/66
 32 Dick Miller at Ohio State, 1/14/56

31 Willie Simms vs. Bowling Green, 3/13/91
 31 Danny Jones at Michigan, 2/25/89
 31 Rick Olson vs. Illinois, 2/15/86
 31 Rick Olson vs. Purdue, 1/19/85
 31 Scott Roth vs. Illinois, 1/17/85
 31 Scott Roth at Northern Illinois, 12/22/84
 31 Cory Blackwell at Purdue, 3/12/83
 31 Larry Petty vs. Minnesota, 3/7/81
 31 Claude Gregory vs. Nebraska, 12/27/79
 31 Wes Matthews at Michigan, 2/22/79
 31 Bruce McCauley at Northwestern, 1/4/75
 31 Clarence Sherrod vs. Michigan, 1/9/71
 31 Albert Henry vs. Minnesota, 1/13/70
 31 Joe Franklin vs. Purdue, 3/2/68
 31 James Johnson vs. Northwestern, 2/21/67
 31 Jack Brens vs. Utah, 12/28/62
 31 Ken Siebel vs. Utah, 12/28/62
 31 Dick Miller vs. Minnesota, 2/21/55
 31 Dick Cable vs. Tulane, 12/20/54
 31 Dick Cable at Notre Dame, 12/4/54
 31 John Kotz vs. Iowa, 3/7/42

30 Sean Mason at Penn State, 2/14/98
 30 Sam Okey vs. UW-Milwaukee, 12/10/96
 30 Michael Finley at Michigan, 1/29/94
 30 Michael Finley at Illinois, 1/27/93
 30 Michael Finley vs. Michigan, 2/26/92
 30 Tim Locum vs. Western Kentucky, 11/25/89
 30 Trent Jackson vs. Minnesota, 2/28/88
 30 J.J. Weber vs. Northwestern, 3/1/87
 30 Rick Olson vs. Purdue, 2/13/86
 30 Wes Matthews at Purdue, 2/16/80
 30 Clarence Sherrod vs. Tulane, 12/19/70
 30 Clarence Sherrod vs. Ohio State, 2/24/70
 30 Clarence Sherrod vs. Michigan State, 2/7/70
 30 Clarence Sherrod vs. Ohio U., 1/31/70
 30 Joe Franklin at Northwestern, 3/9/68
 30 Chuck Nagle vs. Purdue, 3/2/68
 30 Joe Franklin vs. Illinois, 3/11/67
 30 Joe Franklin vs. Nebraska, 12/1/65
 30 Mark Zubor vs. Illinois, 12/15/64
 30 Jim Biggs vs. Northwestern, 2/28/59
 30 Paul Morrow vs. Indiana, 2/16/53

NOTE: The only players to have back-to-back 30-point games are Michael Finley, 30 at Michigan and 32 vs. Michigan State in 1994; Rick Olson, 30 vs. Purdue and 31 vs. Illinois in 1986; and Clarence Sherrod, 30 vs. Michigan State and 35 vs. Iowa in 1970.

Miscellaneous Scoring

Class Records

POINTS BY A FRESHMAN

Game	30 by Michael Finley vs. Michigan, 2/26/92
Season	429 by James Gregory, 1977

POINTS BY A SOPHOMORE

Game	39 by Rick Olson vs. Michigan, 1/14/84
Season	620 by Michael Finley, 1993

POINTS BY A JUNIOR

Game	42 by Ken Barnes vs. Indiana, 3/8/65
Season	611 by Danny Jones, 1989

POINTS BY A SENIOR

Game	42 by Michael Finley at E. Michigan, 12/10/94
Season	574 by Trent Jackson, 1989

REBOUNDS BY A FRESHMAN

Game	25 by Joe Chernelich vs. St. Mary's (CA), 12/2/76
Season	270 by James Gregory, 1977

REBOUNDS BY A SOPHOMORE

Game	26 by Mark Zubor vs. Gonzaga, 12/17/63
Season	344 by Jim Clinton, 1951

REBOUNDS BY A JUNIOR

Game	30 by Paul Morrow vs. Purdue, 1/3/53
Season	301 by Kim Hughes, 1973

REBOUNDS BY A SENIOR

Game	27 by Joe Franklin vs. Purdue, 3/2/68
Season	334 by Joe Franklin, 1968

TOP-NOTCH DEFENSE

Wisconsin has ranked in the top 20 nationally in scoring defense in each of the last two seasons. The Badgers were fourth in the nation in 1996-97 and 19th last season. The Badgers have led the Big Ten (all games) in scoring defense in each of the last two seasons.

30-Point Performances

CAREER

1.	Michael Finley, 1992-95	9
2.	Rick Olson, 1983-86	8
3.	Clarence Sherrod, 1969-71	7
	Joe Franklin, 1966-68	7
5.	Claude Gregory, 1978-81	4

SEASON


1.	Rick Olson, 1986	5
2.	Michael Finley, 1993	4
	Clarence Sherrod, 1970	4
	Joe Franklin, 1968	4
5.	Michael Finley, 1994	3
	Clarence Sherrod, 1971	3
	Cory Blackwell, 1983	3
	Claude Gregory, 1981	3

Games in Double Figures

1.	Michael Finley, 1992-95	102
2.	Danny Jones, 1987-90	91
3.	Rick Olson, 1983-86	80
	Claude Gregory, 1978-81	80
5.	Trent Jackson, 1986-89	78

Consecutive Games in Double Figures

1.	Clarence Sherrod, 1970-71	40
2.	Cory Blackwell, 1983-84	36
3.	Danny Jones, 1989-90	33
4.	Dale Koehler, 1975-76	28
5.	Trent Jackson, 1987-88	27



Paul Morrow grabbed a UW school and junior-record 30 rebounds vs. Purdue in 1953.

Freshmen Records

Scoring Average

Since 1972-73 (min. 200 pts.)

Player	Year	GP	Pts.	Avg.
James Gregory	1976-77	27	429	15.9
Wes Matthews	1977-78	14	203	14.5
Brad Sellers	1981-82	27	378	14.0
Rashard Griffith	1993-94	25	348	13.9
Cory Blackwell	1981-82	27	365	13.5
Sam Okey	1995-96	32	423	13.2
Michael Finley	1991-92	31	381	12.3
Joe Chnelich	1976-77	27	321	11.9
Rick Olson	1982-83	28	307	11.0
Carl Golston	1981-82	27	243	9.0

Rebounding Average

Since 1972-73 (min. 100 rebounds)

Player	Year	GP	Reb.	Avg.
James Gregory	1976-77	27	270	10.0
Brad Sellers	1981-82	27	254	9.4
Joe Chnelich	1976-77	27	238	8.8
Rashard Griffith	1993-94	25	212	8.5
Sam Okey	1995-96	32	218	6.8
Ray Sydnor	1976-77	24	133	5.5
Cory Blackwell	1981-82	27	137	5.1
Michael Finley	1991-92	31	152	4.9
Al Rudd	1975-76	23	111	4.8
Larry Petty	1977-78	27	128	4.7

Assists Average


Since 1972-73 (min. 50 assists)

Player	Year	GP	Asst.	Avg.
Carl Golston	1981-82	27	93	3.4
Arnold Gaines	1976-77	27	93	3.4
James Smith III	1975-76	23	76	3.3
Sam Okey	1995-96	32	100	3.1
Brian Colbert	1974-75	26	80	3.1
Rick Olson	1982-83	28	83	3.0
Michael Finley	1991-92	31	85	2.7
Hennssy Auriantal	1995-96	32	67	2.1
Jeremy Hall	1995-96	28	58	2.1

Steals Average

Since 1979-80 (min. 25 steals)

Player	Year	GP	Stl.	Avg.
Mike Kelley	1997-98	31	58	1.9
Hennssy Auriantal	1995-96	32	43	1.3
Sam Okey	1995-96	32	35	1.1
Rick Olson	1982-83	28	30	1.1
Cory Blackwell	1981-82	27	28	1.0
Michael Finley	1991-92	31	27	0.9



Joe Chnelich averaged 11.9 points and 8.8 rebounds as a freshman in 1976-77.

Freshmen Starters in Season Openers

(From 1972-73 through 1997-98; total of 18 starters)

Date	Player	Opponent	Min.	Pts.	Reb.	Asst.
Nov. 14, 1997	Mike Kelley	Marquette	31	1	6	3
Nov. 20, 1995	Sam Okey	*Villanova	36	12	6	3
Nov. 27, 1993	Rashard Griffith	Wright State	32	27	12	6
Nov. 23, 1991	Michael Finley	Loyola (Ill.)	21	15	0	3
Nov. 24, 1990	Carlton McGee	at Oregon	15	2	1	3
Nov. 28, 1986	Kurt Portmann	Nebraska-Omaha	NA	5	2	2
Nov. 22, 1985	Darin Schubring	at South Carolina	19	0	4	1
Nov. 27, 1982	Rick Olson	Washington State	39	14	1	6
Dec. 4, 1981	Brad Sellers	Illinois-Chicago	31	10	7	1
	Cory Blackwell		37	16	4	3
	Carl Golston		40	15	3	5
Dec. 1, 1977	Wes Matthews	UW-Milwaukee	25	6	6	1
	Larry Petty		28	6	15	0
Nov. 27, 1976	James Gregory	at Kentucky	28	7	10	0
	Joe Chnelich		21	12	5	1
	Arnold Gaines		36	7	3	2
Nov. 29, 1975	James Smith III	DePauw	17	8	0	4
Nov. 30, 1974	Brian Colbert	Ohio University	40	16	3	8

*Maui Invitational

Freshmen Debuts

(Top freshmen performances in the first game of the season; non-starters in italics)

MOST POINTS


Pts.	Player	Opponent	Date
27	Rashard Griffith	Wright State	11/27/93
16	Cory Blackwell	Illinois-Chicago	12/4/81
16	Brian Colbert	Ohio University	11/30/74
15	Michael Finley	Loyola (Ill.)	11/23/91
15	Carl Golston	Illinois-Chicago	12/4/81

MOST REBOUNDS

Reb.	Player	Opponent	Date
15	Larry Petty	UW-Milwaukee	12/1/77
12	Rashard Griffith	Wright State	11/27/93
11	<i>Al Rudd</i>	<i>DePauw</i>	11/29/75
10	James Gregory	at Kentucky	11/27/76
9	<i>Otto McDuffie</i>	<i>at Loyola (Ill.)</i>	12/1/92
9	<i>Robert Barnes</i>	<i>vs. Morgan State</i>	11/25/84

MOST ASSISTS

Ast.	Player	Opponent	Date
8	Brian Colbert	Ohio University	11/30/74
6	Rashard Griffith	Wright State	11/27/93
6	Rick Olson	Washington State	11/27/82
5	Carl Golston	Illinois-Chicago	12/4/81
4	<i>James Smith</i>	<i>UW-Milwaukee</i>	11/24/78
4	James Smith III	DePauw	11/29/75



Larry Petty grabbed 15 rebounds in his Wisconsin debut in '77.

UW Field House Records

POINTS

Team — 120, Wisconsin vs. Southern Methodist, 12/9/67

Individual — 50, Terry Dischinger (Purdue), 1/27/62

POINTS — BOTH TEAMS

204, Wisconsin (110) vs. Northwestern (94), 2/21/67

204, Wisconsin (103) vs. Illinois (101), 2/19/62

POINTS IN A HALF

Team — 67, Wisconsin vs. Iowa, 1/25/88

Individual — 28, Dale Koehler vs. Michigan, 2/2/76 (second half); Tony Smith (Marquette), 2/19/90 (second half)

LARGEST UW WINNING MARGIN

55 over Denver (89-34), 12/14/88

FIELD GOALS MADE

Team — 48, Wisconsin vs. Southern Methodist, 12/9/67; Wisconsin vs. Gonzaga, 12/17/63

Individual — 17, Steve Alford (Indiana), 1/11/86; Rick Olson vs. San Francisco State, 12/2/85; Henry Wilmore (Michigan), 1/9/71; Terry Dischinger (Purdue), 1/27/62

FIELD GOAL ATTEMPTS

Team — 111, Wisconsin vs. Michigan Tech, 12/5/70

Individual — 37, Don Rehfeldt vs. Iowa, 2/28/49

FIELD GOAL PERCENTAGE

Team — .659 (29-44), Southern Indiana vs. Wisconsin, 12/8/90

Individual — .929 (13-14), Quinn Buckner (Indiana), 12/20/75

3-POINT FIELD GOALS

Team — 15, Wisconsin vs. Alcorn State, 12/29/93

Individual — 7, Johnny Miller (Temple), 12/2/95; Dale Hanford (UW-Milwaukee), 11/27/93; Roosevelt Moore (Sam Houston State), 12/13/91; Larry Hisle vs. Texas-Arlington, 12/22/90; Tim Locum vs. Rollins, 12/15/89; Tim Locum vs. Butler, 12/5/87

3-POINT FIELD GOAL ATTEMPTS

Team — 31, Wisconsin vs. UW-Milwaukee, 11/27/93; Wisconsin vs. Northwestern, 2/3/93

Individual — 15, Johnny Miller (Temple), 12/2/95

3-POINT FIELD GOAL PERCENTAGE

Team (Min. 8 att.) — .889 (8-9), Wisconsin vs. North Dakota State, 12/10/86

Individual — 1.000 (7-7), Larry Hisle vs. Texas-Arlington, 12/22/90

FREE THROWS MADE

Team — 40, Wisconsin vs. Minnesota, 1/12/53

Individual — 17, Geno Carlisle (Northwestern), 2/21/96; Dennis Hopson (Ohio State), 2/12/87; Dale Koehler vs. Loyola (Chi.), 12/6/75

FREE THROW ATTEMPTS

Team — 48, Wisconsin vs. Minnesota, 1/12/53

Individual — 23, Dale Koehler vs. Loyola (Chicago), 12/6/75

FREE THROW PERCENTAGE

Team (min. 12 att.) — 1.000, many times (Most — 25-25 Purdue vs. Wisconsin, 2/7/76)

Individual (min. 10 att.) — 1.000, many times (Most — 15-15, Paul Grant vs. Iowa, 2/26/97)

REBOUNDS

Team — 79, Wisconsin vs. Michigan Tech, 12/5/70

Individual — 30, Paul Morrow vs. Purdue, 1/3/53

ASSISTS

Team — 31, Wisconsin vs. South Dakota, 12/6/84

Individual — 13, Tracy Webster vs. Michigan, 2/26/92

BLOCKED SHOTS


Team — 11, Wisconsin vs. Texas-Arlington, 12/22/90; Wisconsin vs. Ferris State, 11/28/88

Individual — 9, Brad Sellers vs. Toledo, 11/29/82

STEALS

Team — 17, Wisconsin vs. Michigan State, 1/7/88

Individual — 10, Michael Finley vs. Purdue, 2/13/93



Dale Koehler scored a UW Field House-record 28 points in one half.

Kohl Center Records

POINTS

Team — 79, Iowa vs. Wisconsin, 2/3/98

Individual — 25, Ricky Davis (Iowa), 2/3/98

POINTS — BOTH TEAMS

155, Iowa (79) vs. Wisconsin (76), 2/3/98

POINTS IN A HALF

Team — 48 (second half), Iowa vs. Wisconsin, 2/3/98

Individual — 19, Andrae Patterson (Indiana), 1/25/98 (second half)

LARGEST UW WINNING MARGIN

23 over Northwestern (56-33), 1/17/98

FIELD GOALS MADE

Team — 26, Iowa vs. Wisconsin, 2/3/98

Individual — 9, Sean Mason vs. Indiana, 1/25/98; Ricky Davis (Iowa), 2/3/98

FIELD GOAL ATTEMPTS

Team — 63, Wisconsin vs. Indiana, 1/25/98

Individual — 23, Sean Mason vs. Indiana, 1/25/98; Michael Redd (Ohio State), 2/25/98

FIELD GOAL PERCENTAGE

Team — .510 (26-51), Iowa vs. Wisconsin, 2/3/98

Individual (min. 10 att.) — .750 (9-12), Ricky Davis (Iowa), 2/3/98

3-POINT FIELD GOALS

Team — 9, Iowa vs. Wisconsin, 2/3/98; Ohio State vs. Wisconsin, 2/25/98

Individual — 4, Jon Sanderson (Ohio State), 2/25/98

3-POINT FIELD GOAL ATTEMPTS

Team — 25, UW-Milwaukee vs. Wisconsin, 2/18/98; Wisconsin vs. Ohio State, 2/25/98

Individual — 10, Kevin Turner (Illinois), 2/7/98; Neshawn Coleman (Ohio State), 2/25/98

3-POINT FIELD GOAL PERCENTAGE

Team (min. 8 att.) — .474 (9-19), Iowa vs. Wisconsin, 2/3/98

Individual (min. 6 att.) — .667 (4-6), Jon Sanderson (Ohio State), 2/25/98

FREE THROWS MADE

Team — 24, Wisconsin vs. Iowa, 2/3/98

Individual — 9, Sean Mason vs. UW-Milwaukee, 2/18/98

FREE THROW ATTEMPTS

Team — 34, Wisconsin vs. Iowa, 2/3/98

Individual — 12, Sean Mason vs. UW-Milwaukee, 2/18/98

FREE THROW PERCENTAGE

Team (min. 12 att.) — .769 (20-26), Wisconsin vs. Michigan State, 2/21/98

Individual (min. 10 att.) — .750 (9-12), Sean Mason vs. UW-Milwaukee, 2/18/98

REBOUNDS

Team — 45, Illinois vs. Wisconsin, 2/7/98

Individual — 13, Jerry Hester (Illinois), 2/7/98

ASSISTS

Team — 15, Iowa vs. Wisconsin, 2/3/98

Individual — 4, Mark Vershaw vs. Indiana, 1/25/98; Kyle Galloway (Iowa), 2/3/98; Matt Heldman (Illinois), 2/7/98; Mike Kelley vs. Ohio State, 2/25/98; Neshawn Coleman (Ohio State), 2/25/98

BLOCKED SHOTS


Team — 7, Wisconsin vs. UW-Milwaukee, 2/18/98; UW-Milwaukee vs. Wisconsin, 2/18/98

Individual — 3, Andy Kowske vs. Illinois, 2/25/98

STEALS

Team — 12, Wisconsin vs. Northwestern, 1/17/98; Wisconsin vs. Iowa, 2/3/98


Individual — 4, Hennssy Auriantal vs. Northwestern, 1/17/98; Mike Kelley vs. UW-Milwaukee, 2/18/98



Mike Kelley




Andy Kowske



Mark Vershaw

Statistical Leaders



Rick Olson

Field Goal Attempts

Minutes Played


Year	Name	G	MIN	AVG
1978	Arnold Gaines	26	782	30.1
1979	Wes Matthews	27	986	36.5
1980	Claude Gregory	29	1001	34.5
1981	Claude Gregory	27	989	36.6
1982	Brad Sellers	27	964	35.7
1983	Brad Sellers	28	1009	36.0
1984	Cory Blackwell	28	1045	37.3
1985	Rick Olson	28	970	34.6
1986	Rick Olson	28	983	35.1
1987	J.J. Weber	31	993	32.0
1988	Trent Jackson	28	1032	36.9
1989	Trent Jackson	30	1099	36.6
1990	Danny Jones	31	1043	33.6
1991	Patrick Tompkins	30	1091	36.4
1992	Tracy Webster	31	1077	34.7
1993	Michael Finley	28	979	35.0
1994	Michael Finley	29	1046	36.1
1995	Michael Finley	27	1000	37.0
1996	Sam Okey	32	1024	32.0
1997	Ty Calderwood	27	886	32.8
1998	Sean Mason	31	885	28.5

Scoring

Year	Name	G	PTS	AVG
1939	Dave Dupee	20	154	7.7
1940	Gene Englund	20	199	10.0
1941	Gene Englund	23	304	13.2
1942	John Kotz	21	325	15.5
1943	John Kotz	21	308	14.7
1944	Ray Patterson	21	295	14.0
1945	Ray Patterson	21	225	10.7
1946	Bob Cook	21	289	13.8

1947	Bob Cook	22	323	14.7
1948	Bob Cook	20	235	12.4
1949	Don Rehfeldt	22	381	17.3
1950	Don Rehfeldt	22	436	19.8
1951	Ab Nicholas	22	366	16.6
1952	Ab Nicholas	22	361	16.4
1953	Paul Murrwo	22	352	16.0
1954	Dick Cable	22	301	13.7
1955	Dick Cable	22	442	20.1
1956	Dick Miller	22	429	19.5
1957	Bob Litzow	22	355	16.1
1958	Bob Litzow	22	324	14.7
1959	Bob Barneson	21	259	12.3
1960	Tom Hughbanks	24	312	13.0
1961	Tom Hughbanks	23	301	13.1
1962	Ken Siebel	24	392	16.3
1963	Jack Brens	24	425	17.8
1964	Ken Gustafson	24	359	14.9
1965	Mark Zubor	22	345	15.7
1966	Ken Gustafson	24	333	13.8
1967	Chuck Nagle	24	463	19.3
1968	Joe Franklin	24	544	22.7
1969	James Johnson	24	462	19.2
1970	Clarence Sherrod	24	538	22.4
1971	Clarence Sherrod	14	570	23.8
1972	Leon Howard	23	378	16.4
1973	Leon Howard	24	431	18.0
1974	Kim Hughes	24	367	15.3
1975	Bruce McCauley	25	418	16.7
1976	Dale Koehler	26	505	19.4
1977	James Gregory	27	429	15.9
1978	Wes Matthews	14	203	14.5
1979	Wes Matthews	27	499	18.5
1980	Wes Matthews	28	549	19.6
1981	Claude Gregory	27	550	20.4
1982	Brad Sellers	27	378	14.0
1983	Cory Blackwell	28	511	18.3
1984	Cory Blackwell	28	529	18.9
1985	Scott Roth	28	513	18.3
1986	Rick Olson	28	571	20.4
1987	J.J. Weber	31	469	15.1
1988	Trent Jackson	28	546	19.5
1989	Danny Jones	30	611	20.4
1990	Danny Jones	31	548	17.7
1991	Willie Simms	29	421	14.5
1992	Tracy Webster	31	537	17.3
1993	Michael Finley	28	620	22.1
1994	Michael Finley	29	592	20.4
1995	Michael Finley	27	554	20.5
1996	Sam Okey	32	423	13.2
1997	Paul Grant	28	350	12.5
1998	Sean Mason	31	480	15.5

1954	Dick Cable	116	266	.436
1955	John Parker	75	177	.424
1956	Dick Miller	142	344	.413
1957	Walter Holt	46	101	.455
1958	Walter Holt	112	225	.498
1959	Bob Barneson	93	234	.397
1960	Marty Gharrity	119	244	.488
1961	Ken Siebel	108	250	.432
1962	Ken Siebel	144	318	.453
1963	Tom Gwyn	108	221	.489
1964	Tom O'Melia	77	159	.484
1965	Mark Zubor	137	290	.472
1966	Dennis Sweeney	67	137	.489
1967	Jim Johnson	104	228	.456
1968	Joe Franklin	202	402	.502
1969	James Johnson	164	401	.409
1970	Albert Henry	152	321	.474
1971	Glen Richtigels	126	264	.477
1972	Kim Hughes	113	242	.467
1973	Kim Hughes	144	291	.495
1974	Gary Anderson	142	284	.500
1975	Dale Koehler	155	307	.505
1976	Al Rudd	81	142	.570
1977	Joe Chmelich	122	227	.537
1978	Bill Pearson	87	170	.512
1979	Larry Petty	106	204	.520
1980	Joe Chmelich	123	230	.535
1981	Larry Petty	172	348	.494
1982	Brad Sellers	167	351	.476
1983	Brad Sellers	189	372	.508
1984	Scott Roth	151	304	.497
1985	Scott Roth	198	365	.542
1986	Shelton Smith	84	153	.549
1987	J.J. Weber	182	324	.562
1988	Danny Jones	176	309	.570
1989	Kurt Portmann	63	113	.558
1990	Willie Simms	153	284	.539



James Gregory

Field Goal Pct.

Year	Name	FG	FGA	PCT
1947	Bob Cook	124	358	.346
1948	Don Rehfeldt	86	258	.333
1949	Don Rehfeldt	146	436	.335
1950	Don Rehfeldt	170	505	.337
1951	Ab Nicholas	130	378	.344
1952	Dick Cable	50	128	.391
1953	Charles Siefert	99	264	.375

1991	Patrick Tompkins	164	258	.636
1992	Carlton McGee	123	222	.554
1993	Jeff Petersen	58	93	.624
1994	Jeff Petersen	93	157	.592
1995	Rashard Griffith	167	295	.566
1996	Sean Daugherty	125	272	.460
1997	Paul Grant	129	261	.494
1998	Sean Daugherty	125	282	.443

Minimum 2.0 made per game


3-Point Field Goal Pct.

Year	Name	3P	3PA	PCT
1983	Rick Olson	18	48	.375
1987	Mike Heineman	29	61	.475
1988	Trent Jackson	74	164	.451
1989	Tim Locum	54	111	.486
1990	Tim Locum	67	143	.469
1991	Tim Locum	65	134	.485
1992	Tracy Webster	75	153	.490
1993	Andy Kilbride	49	107	.458
1994	Andy Kilbride	54	131	.412
1995	Andy Kilbride	54	134	.403
1996	Hennssy Auriantal	35	88	.398
1997	Ty Calderwood	39	117	.333
1998	Sean Mason	54	161	.335

Minimum 1.0 made per game

Free Throw Pct.

Year	Name	FT	FTA	PCT
1947	Bob Cook	75	101	.743
1948	Bob Cook	73	97	.754
1949	Don Rehfeldt	89	129	.690
1950	Don Rehfeldt	96	147	.653
1951	Ab Nicholas	106	149	.711
1952	Ab Nicholas	121	176	.687
1953	Dick Cable	81	110	.736
1954	Dick Cable	69	92	.750
1955	Dick Miller	87	109	.798
1956	Dick Miller	145	181	.801
1957	Bob Litzow	55	92	.598
1958	Walter Holt	71	90	.789
1959	Bob Barneson	73	108	.676
1960	Marty Gharrity	74	92	.804
1961	Ken Siebel	67	97	.691
1962	Ken Siebel	104	155	.671
1963	Ken Siebel	111	158	.703
1964	Mark Zubor	69	99	.697
1965	Ken Barnes	62	84	.738
1966	Mike Carlin	70	90	.778
1967	Chuck Nagle	87	117	.744
1968	James Johnson	95	130	.731
1969	Clarence Sherrod	92	120	.767
1970	Clarence Sherrod	168	202	.832
1971	Clarence Sherrod	148	200	.740
1972	Lee Oler	84	106	.792
1973	Leon Howard	117	157	.745
1974	Kim Hughes	57	92	.620
1975	Mike McCauley	98	125	.784
1976	Dale Koehler	125	165	.758



Tracy Webster

1977	James Gregory	97	139	.698
1978	Bill Pearson	74	95	.779
1979	Wes Matthews	109	139	.784
1980	Wes Matthews	127	143	.888
1981	Claude Gregory	152	202	.752
1982	Cory Blackwell	71	103	.689
1983	Brad Sellers	82	99	.828
1984	Scott Roth	76	96	.792
1985	Rick Olson	73	82	.890
1986	Rick Olson	97	110	.882
1987	J.J. Weber	105	141	.745
1988	Trent Jackson	88	106	.830
1989	Danny Jones	149	199	.749
1990	Willie Simms	92	146	.630
1991	Patrick Tompkins	95	147	.646
1992	Tracy Webster	90	115	.783
1993	Tracy Webster	72	89	.809
1994	Michael Finley	110	140	.786
1995	Michael Finley	140	181	.773
1996	Mosezell Peterson	79	107	.738
1997	Paul Grant	92	129	.713
1998	Sean Mason	128	157	.815

Minimum 2.5 made per game

Statistical Leaders, cont.

Rebounding

Year	Name	G	REB	AVG
1951	Jim Clinton	22	344	15.6
1952	Paul Morrow	22	290	13.2
1953	Records Incomplete	—	—	—
1954	Paul Morrow	22	194	9.6
1955	Curt Mueller	19	110	5.8
1956	Curt Mueller	22	207	9.4
1957	Ray Gross	21	165	7.9
1958	Ray Gross	22	156	7.1
1959	Bob Barneson	21	152	7.2
1960	Fred Clow	24	234	9.8
1961	Tom Hughbanks	23	198	8.6
1962	Tom Gwyn	24	192	8.0
1963	Jack Brens	24	306	12.8
1964	Ken Gustafson	24	235	9.8
1965	Ken Barnes	20	176	8.8
1966	Joe Franklin	24	235	9.8
1967	Joe Franklin	24	289	12.0
1968	Joe Franklin	24	334	13.9
1969	James Johnson	24	210	8.8
1970	Albert Henry	24	265	11.0
1971	Glen Richgels	24	254	10.6
1972	Kim Hughes	24	239	10.0
1973	Kim Hughes	24	301	12.5
1974	Kim Hughes	24	266	11.1
1975	Dale Koehler	21	213	10.1
1976	Dale Koehler	26	263	10.1
1977	James Gregory	27	270	10.0
1978	Joe Chmelich	27	182	6.7
1979	Claude Gregory	27	236	8.7
1980	Claude Gregory	29	254	8.8
1981	Claude Gregory	27	249	9.2
1982	Brad Sellers	27	254	9.4
1983	Brad Sellers	28	219	7.8
1984	Cory Blackwell	28	243	8.7
1985	J.J. Weber	28	162	5.8
1986	Rod Ripley	28	194	6.9
1987	J.J. Weber	31	251	8.1
1988	Danny Jones	26	121	4.7
1989	Danny Jones	30	141	4.7
1990	Patrick Tompkins	28	178	6.4
1991	Patrick Tompkins	30	264	8.8
1992	Michael Finley	31	152	4.9
1993	Michael Finley	28	161	5.8
1994	Rashard Griffith	25	212	8.5
1995	Rashard Griffith	26	281	10.8
1996	Sam Okey	32	218	6.8
1997	Sam Okey	27	230	8.5
1998	Sean Daugherty	31	192	6.2

Assists

Year	Name	G	AST	AVG
1974	Marcus McCoy	24	74	3.1
1975	Bruce McCauley	25	88	3.5
1976	James Smith	23	76	3.3
1977	Bob Falk	27	93	3.4
	Arnold Gaines	27	93	3.4
1978	Arnold Gaines	26	80	3.1
1979	Wes Matthews	27	106	3.9
1980	Wes Matthews	28	118	4.2
1981	Dan Hastings	27	85	3.1
1982	Carl Golston	27	93	3.4
1983	Rick Olson	28	83	3.0

1984	Scott Roth	28	87	3.1
1985	Mike Heineman	25	111	4.4
1986	Mike Heineman	22	100	4.5
1987	Mike Heineman	28	137	4.9
1988	Tom Molaski	28	104	3.7
1989	Tom Molaski	30	108	3.6
1990	Willie Simms	30	97	3.2
1991	Willie Simms	29	98	3.4
1992	Tracy Webster	31	151	4.9
1993	Tracy Webster	28	179	6.4
1994	Tracy Webster	29	171	5.9
1995	Michael Finley	27	108	4.0
1996	Sam Okey	32	100	3.1
1997	Ty Calderwood	27	101	3.7
1998	Hennssy Auriantal	29	64	2.2

Blocked Shots



Year	Name	G	BLK	AVG
1978	Claude Gregory	27	21	0.8
1979	Claude Gregory	27	21	0.8
1980	Claude Gregory	29	20	0.7
1981	Claude Gregory	27	26	1.0
1982	Brad Sellers	27	52	1.9
1983	Brad Sellers	28	68	2.4
1984	David Miller	27	11	0.4
1985	John Ploss	28	20	0.7
1986	J.J. Weber	28	28	1.0
1987	J.J. Weber	31	45	1.5
1988	Kurt Portmann	28	25	0.9
1989	Kurt Portmann	30	34	1.1
1990	Kurt Portmann	31	30	1.0
1991	Patrick Tompkins	30	25	0.8
1992	Louis Ely	30	41	1.4

1993	Louis Ely	28	31	1.1
1994	Rashard Griffith	25	66	2.6
1995	Rashard Griffith	26	58	2.2
1996	Sam Okey	32	42	1.3
1997	Paul Grant	28	34	1.2
1998	Sean Daugherty	31	18	0.6
	Andy Kowske	31	18	0.6



Steals

Year	Name	G	ST	AVG
1978	Arnold Gaines	26	28	1.1
1979	Wes Matthews	27	53	2.0
1980	Wes Matthews	28	42	1.5
1981	John Bailey	27	39	1.4
1982	John Bailey	27	37	1.4
1983	Cory Blackwell	28	39	1.4
1984	Scott Roth	28	43	1.5
1985	Mike Heineman	25	33	1.3
1986	Rick Olson	28	33	1.2
1987	J.J. Weber	31	41	1.3
1988	Trent Jackson	28	59	2.1
1989	Trent Jackson	30	50	1.7
1990	Willie Simms	30	33	1.1
	Tim Locum	30	33	1.1
1991	Willie Simms	29	27	0.9
1992	Tracy Webster	31	48	1.5
1993	Tracy Webster	28	66	2.4
1994	Tracy Webster	29	69	2.4
1995	Michael Finley	27	52	1.9
1996	Hennssy Auriantal	32	43	1.3
1997	Ty Calderwood	27	63	2.3
1998	Mike Kelley	31	58	1.9





WISCONSIN HISTORY



WISCONSIN HISTORY

IN THIS SECTION

- 149-151 Chronology
- 152-53 All-Americans
- 154 UW and the NBA
- 155-57 Individual Honors
- 158-61 UW in Postseason Tournaments
- 162 Seasonal Tournaments
- 163-64 UW vs. Ranked Foes/Comebacks
- 165 Overtime and National TV Games
- 166 The Last Time
- 167 Miscellaneous
- 168-87 All-time Scores
- 188-97 Series Information
- 198-201 Yearly Records/Statistics
- 202-03 Wisconsin Coaches
- 204-08 Letterwinners

Chronology

The Wisconsin basketball program begins its second century in 1998-99. Following is a chronological list of highlights from the first 100 years of Badger basketball.

DECEMBER, 1898

Six years after the advent of the new sport of basketball, Bob Burdick, John Mapel, Carl Sillman, Paul Stover and Captain Walter Hirschberg make up the first Wisconsin Badger basketball team. Dr. J.C. Elsom is the first UW coach.

JAN. 21, 1899

Wisconsin plays its first game and falls to the Milwaukee Normal Alumni, 25-15, in Milwaukee.

MARCH 4, 1899

The Badgers play their first home game. The Milwaukee Normal Alumni edge Wisconsin, 13-10, and the Badgers finish their first season 0-3.

FEB. 15, 1900

Wisconsin defeats Wayland Academy, 25-15, for the first victory in school history.

MARCH, 1902

After completing a 10-game schedule (all on the road), the Badgers finish the year with a

7-3 record, their first winning season.

DEC. 2, 1904

Emmett Angell coaches the Badgers for the first time and watches his team rout Sparta's Company C, 75-10. Christian Steinmetz scores 50 points in the victory to set a pre-modern, single-game scoring mark.

JANUARY, 1905

The Badgers make their first road trip to the East and come home with a 2-6 mark after games in New Jersey, New York, Pennsylvania and Ohio.

SPRING, 1905

Christian Steinmetz finishes the season with 462 points, setting a Wisconsin season scoring mark that would stand for 61 years. Steinmetz is later named the Badgers' first all-American.

MARCH 15, 1907

Wisconsin defeats Purdue, 37-10, to secure an 11-3 record and a share of the school's first Big Ten title.

MARCH 16, 1912

First-year coach Walter Meanwell, known as the "Little Doctor", guides the Badgers to a 32-21 win over Indiana to complete an unbeaten season at 15-0. Wisconsin wins the Big

Ten title outright and will win or share the conference crown seven more times before Meanwell's coaching career ends in 1934.

MARCH 16, 1918

Despite dropping a 19-11 decision to Minnesota, first-year coach Guy Lowman's Badgers win the school's sixth Big Ten championship in 12 years.

DEC. 18, 1930

The Badgers defeat Penn, 25-12, in the dedication game for the new Wisconsin Field House.

FALL, 1934

Harold "Bud" Foster, a former all-America player for the Badgers, takes over as head coach. Foster will hold that position for 25 years, longer than any other basketball coach in school history.

SPRING, 1935

In his first season as head coach, "Bud" Foster leads the Badgers to the Big Ten title with a 15-5 record.

MARCH 29, 1941

The "Cinderella" Badgers, lower division finishers in the Big Ten just one year earlier, top Washington State, 39-34, to win the NCAA Tournament. The

UW's John Kotz is named tournament MVP. Team captain Gene Englund is the Big Ten MVP and earns all-America honors.

SPRING, 1942

Wisconsin has the Big Ten MVP for the second straight season when John Kotz earns the award. Kotz also garners all-America kudos.

MARCH, 1947


The 15-5 Big Ten champion Badgers are invited to play in the NCAA Eastern Regionals in New York's Madison Square Garden. Wisconsin takes third place in the East by squeaking past Navy, 50-49, after losing the opener, 70-56, to CCNY.

FEB. 28, 1949

Junior Don Rehfeldt takes 37 shots in a 70-47 trouncing of Iowa. Rehfeldt's 37 field goal attempts still stand as a single-game Wisconsin record.

SPRING, 1950

After being named the Big Ten's MVP, Don Rehfeldt becomes Wisconsin's last all-American to date. He finishes his career as the school's all-time leading scorer with 1,169 points. Rehfeldt also is picked second overall in the NBA Draft.



The first game in the Wisconsin Field House (shown above) was a 25-12 Badger win over Penn. The Field House was home to Badger basketball from 1930-98.

Chronology, cont.

JAN. 3, 1953

Center Paul Morrow grabs what remains a school-record 30 rebounds in a 50-46 victory over Purdue.

JAN. 27, 1962

Despite Boilermaker Terry Dischinger's UW Field House-record 50 points (the mark still stands), the Badgers defeat Purdue 89-86.

MARCH 3, 1962

The Badgers defeat a top-ranked Ohio State squad (86-67) that features all-Americans John Havlicek and Jerry Lucas, as well as reserve forward Bob Knight. The powerful Buckeyes see their 47-game winning streak come to an end.

MARCH 11, 1963

Senior Ken Seibel earns the team's MVP award for the third consecutive season. He remains the Badgers' only three-time MVP.

MARCH 8, 1965

Ken Barnes scores a school-record 42 points, along with 23 rebounds, in a 92-73 loss to Indiana. Barnes' mark stands alone until Michael Finley matches it in December of 1994.

MARCH 11, 1967


With 12 seconds remaining in the season finale against Illinois, sophomore Chuck Nagle makes a layup to tie Christian Steinmetz as the school's single-season scoring leader with 462 points. Fouled on the play, Nagle converts the free throw and sets the record.

DEC. 9, 1967

The Badgers set a school single-game scoring record with a 120-82 win over Southern Methodist.

MARCH 2, 1968

Senior Joe Franklin pulls down a career-high 27 rebounds in a 104-84 victory over Purdue — his final game at the UW Field House. Franklin ends his collegiate career one week later having amassed 858 boards for what still is a school-record 11.9 rebounds per game.



The legendary Harold "Bud" Foster guided the Badgers to the 1941 NCAA title and is the winningest coach in school history.

MARCH 9, 1968

Only one year after Chuck Nagle snaps Wisconsin's 62-year-old single-season scoring mark set by Christian Steinmetz, Joe Franklin registers 30 points in the season finale at Northwestern to finish the campaign with a school-best 544 points.

MARCH 13, 1971

Senior co-captain Clarence Sherrod scores 27 points in a season-ending loss at Michigan to finish the year with 570 points. It is the third time in five seasons that the Badgers have a new all-time single-season scoring leader.

JAN. 5, 1976

The Badgers record the greatest comeback in school history when they erase a 22-point (47-25) deficit and gain an 82-81 overtime victory over Ohio State at the UW Field House.

MARCH 3, 1979

Guard Wes Matthews hits a halfcourt shot as time expires as the Badgers defeat Magic Johnson and eventual NCAA champion Michigan State 83-81 at the UW Field House.

DEC. 30, 1979

The Badgers connect on 32 of 43 field goal attempts (.744) to set a single-game school record and defeat Army 78-54.

MARCH 10, 1981

Claude Gregory scores 29 points and grabs 17 rebounds in his last game as a Badger. He leaves the school as Wisconsin's career leader in points (1,745) and rebounds (904).

DEC. 2, 1985

In a non-conference matchup with San Francisco State, senior Rick Olson makes 17 field goals in a 90-61 Badger victory. Olson's 17 field goals tops the previous school record

of 16 set nearly 27 years earlier by Bob Litzow.

MARCH 9, 1986

Setting a school record by starting every game (112) in his four-year career, Rick Olson guides Wisconsin past Northwestern, 70-68. Olson scores 26 points in the game and misses becoming the school's career scoring leader by nine points. However, he does become the UW's single-season scoring champion with 571 points.

FEB. 16, 1987

In one of the most infamous games in school history, the Badgers take eventual NCAA champion Indiana to three overtimes before falling 86-85 at the UW Field House before a capacity crowd and national television audience.

MARCH 8, 1987

Mike Heineman scores 20 points, grabs seven rebounds and hands out nine assists in his final game as a Badger. Heineman ends his career as Wisconsin's all-time assist leader with 388.

DEC. 14, 1988

The Badgers record the widest margin of victory in school history with an 89-34 win over Denver at the UW Field House.

MARCH 15, 1989

The Badgers, under Coach Steve Yoder, make their first-ever appearance in the National Invitation Tournament and defeat New Orleans, 63-61, at the UW Field House. It is Wisconsin's first postseason appearance since the 1947 NCAA Tournament.

MARCH 20, 1989

Danny Jones scores 24 points in the season finale against St. Louis. His 611 points establishes a new single-season school scoring record.

FEB. 15, 1990

Danny Jones snaps Wisconsin's career scoring mark against Ohio State. Jones ends his career with 1,854 points.

MARCH 13, 1991

The Badgers make their second NIT appearance in three years and defeat Bowling Green 87-79 (OT) at the UW Field House. Wisconsin, however, is eliminated from the tournament five days later by Stanford.

MARCH 25, 1992

Former New York Knicks coach Stu Jackson is hired as Wisconsin's 11th head coach.

FEB. 13, 1993

Sophomore Michael Finley goes head-to-head with Purdue all-American Glenn Robinson. Finley scores 33 points and adds a school-record 10 steals but the Boilermakers prevail 90-87 in double overtime behind Robinson's 42 points.

MARCH 17, 1993

Wisconsin qualifies for its third National Invitation Tournament in five years but loses 77-73 to Rice in the first round at the UW Field House.

NOV. 22, 1993

The Badgers are ranked 25th by the Associated Press, their first national ranking by the A.P. since January of 1976.

MARCH 17, 1994

Led by Michael Finley, Tracy Webster and Rashard Griffith, Coach Stu Jackson's Badgers defeat Cincinnati 80-72 in the school's first NCAA Tournament game since 1947. Wisconsin is eliminated two days later by Missouri.

DEC. 10, 1994

Michael Finley scores a school record-tying 42 points in a 92-76 loss at Eastern Michigan. Finley registers 33 points in the second half to set the school mark for points in a half.

JAN. 14, 1995

Michael Finley breaks Danny Jones' school career scoring mark in the first half of the Badgers' 74-67 win at home over Minnesota. Finley goes on to finish his career with 2,147 points.

MARCH 31, 1995

Dick Bennett is hired from UW-Green Bay as Wisconsin's 13th head coach, replacing Stan Van Gundy.

JUNE 28, 1995

Forward Michael Finley

becomes Wisconsin's first first-round NBA draft choice since 1980 when he is selected 21st overall by Phoenix.

MARCH 13, 1996

Coach Dick Bennett's Badgers defeat Manhattan 55-42 in the first round of the National Invitation Tournament at the UW Field House. The Badgers are eliminated five days later by Illinois State.

JAN. 4, 1997

Wisconsin snaps a 31-game losing streak to Indiana with a 71-58 victory over the Hoosiers at the UW Field House. The Badgers lead 17-0 before Indiana scores.

FEB. 26, 1997

Seven-foot center Paul Grant sets a school record with a 15-for-15 performance at the free throw line in a 49-48 victory over Iowa at the UW Field House.

MARCH 8, 1997

The Badgers lock up the school's second NCAA Tournament bid in 50 years with a 66-65 upset win over No. 2-ranked Minnesota at the UW

Field House. It is the UW's first win over a first or second-ranked opponent since 1962. The win is the Badgers' 18th of the season and makes the '96-97 squad just the second in school history to win that many regular-season games.

MARCH 14, 1997

The Badgers lose 71-58 to Texas in the first round of the NCAA Tournament at Pittsburgh's Civic Arena.

JUNE 25, 1997

Paul Grant becomes UW's second first-round NBA draft choice in three years when he is selected 20th overall by Minnesota.

JAN. 14, 1998

The Badgers play the final game in the UW Field House and record a 76-57 win over Penn State.


JAN. 17, 1998

Wisconsin opens the new, \$76 million Kohl Center with a 56-33 triumph over Northwestern before 16,697 fans, including Sen. Herb Kohl.




Wisconsin fans and players celebrated on the Field House floor after the Badgers upset No. 2-ranked Minnesota and locked up a bid to the 1997 NCAA Tournament.

All-Americans




Chris Steinmetz, Sr.

- ▶ All-America guard as a senior in 1905
- ▶ Known as "The Father of Wisconsin Basketball"
- ▶ Played from 1902-05
- ▶ Captain of 1905 team that toured eastern United States, playing nine-game tour that helped popularize the game on campus
- ▶ Set single-season scoring mark of 462 points in 1905, making 112 field goals and 238 free throws
- ▶ Scored a single-game high of 50 points in opening game of his senior season against Co. G, Sparta
- ▶ Had a record 20 field goals vs. Beloit College and made 26 free throws vs. the Two Rivers Athletic Club
- ▶ Member of National Basketball and Wisconsin State Halls of Fame
- ▶ Native of Milwaukee, Wis.



George Levis


- ▶ All-American in 1916
- ▶ All-Big Ten in 1915 and 1916
- ▶ Played from 1915-17
- ▶ Member of 1916 squad that posted 20-1 record and won Big Ten championship
- ▶ Led the Big Ten with 109 points in 12 games in 1916
- ▶ Also an outstanding baseball player at Wisconsin
- ▶ Coached Indiana University basketball team in 1921 and 1922, posting a record of 25-16
- ▶ His family started Illinois Glass Company and George played a prominent role in developing basketball's glass backboards
- ▶ A native of Madison, Wis.



Harold "Bud" Foster


- ▶ All-America center in 1930
- ▶ All-Big Ten in 1929 and 1930
- ▶ Played from 1928-30 and was team captain in 1930
- ▶ Played high school and junior college basketball in Mason City, Iowa, before enrolling at Wisconsin
- ▶ Went on to play professionally with Oshkosh All-Stars
- ▶ Served as head coach of the Badgers from 1935-59
- ▶ His squads won Big Ten titles in 1935, 1941 and 1947 and a national championship in 1941
- ▶ Posted 265-267 career record
- ▶ Member of Helms Basketball Hall of Fame, National Basketball Hall of Fame, Wisconsin State Athletic Hall of Fame and the University of Wisconsin Athletic Hall of Fame

All-Americans




Gene Englund

- ▶ All-America center in 1941
- ▶ All-Big Ten in 1940 and 1941
- ▶ Wisconsin and Big Ten MVP in 1941
- ▶ Captain of 1941 squad that won Big Ten and NCAA championships
- ▶ Also set Big Ten scoring record with 162 points in 1941
- ▶ Led Badgers in scoring in 15 of 23 games in 1941
- ▶ Played from 1939-41
- ▶ A native of Kenosha, Wis.



John Kotz


- ▶ All-America forward in 1942
- ▶ All-Big Ten in 1941 and 1942
- ▶ Played from 1941-43
- ▶ Sophomore member of 1941 Big Ten and NCAA championship team
- ▶ Named outstanding player in 1941 NCAA championship game
- ▶ Led Big Ten in scoring with 242 points in 1942
- ▶ Team and Big Ten MVP in 1942
- ▶ Captain of 1943 squad
- ▶ Graduated as school's career scoring leader (841)
- ▶ Native of Rhinelander, Wis.




Don Rehfeldt

- ▶ All-America center in 1950
- ▶ All-Big Ten in 1949 and 1950
- ▶ Led Big Ten in scoring in 1949 (229 points) and 1950 (265)
- ▶ Team MVP in 1949 and 1950 and Big Ten MVP in 1950
- ▶ Graduated as school's career scoring leader (1,169)
- ▶ Second player picked in 1950 NBA draft by Baltimore Bullets
- ▶ Member of Illinois Basketball Coaches Hall of Fame
- ▶ A native of Chicago, Ill.

Badgers & The NBA



Michael Finley joined NBA Commissioner David Stern after the Badger star was chosen in the first round of the 1995 NBA Draft.



Paul Grant was selected in the first round of the 1997 NBA Draft and currently plays for the Minnesota Timberwolves.

All-time Badger NBA Draft Choices

Year	Player	Team	Round	Overall	Year	Player	Team	Round	Overall
1950	<i>Don Rehfeldt</i>	<i>Baltimore</i>	<i>1st</i>	<i>2nd</i>	1970	<i>Albert Henry</i>	<i>Philadelphia</i>	<i>1st</i>	<i>12th</i>
1952	Ab Nicholas	Milwaukee	—	Team's 5th pick	1971	Clarence Sherrod	Chicago	8th	134th
1954	Paul Morrow	Rochester	—	Team's 8th pick	1972	Gary Watson	Philadelphia	10th	146th
	Ron Weisner	Milwaukee	—	Team's 12th pick	1974	Kim Hughes	Buffalo	3rd	45th
1955	Dick Cable	Milwaukee	—	Team's 2nd pick		Kerry Hughes	Cleveland	8th	129th
1956	Dick Miller	New York	—	Team's 9th pick	1976	Dale Koehler	Cleveland	8th	123rd
						Bob Johnson	Detroit	10th	161st
1963	Ken Siebel	Baltimore	6th	47th	1980	<i>Wes Matthews</i>	<i>Washington</i>	<i>1st</i>	<i>14th</i>
	Ron Jackson	Baltimore	9th	70th		Joe Chrmelich	New York	4th	82nd
1964	Jack Brens	New York	9th	73rd	1981	Claude Gregory	Washington	2nd	41st
1966	Ken Barnes	Baltimore	16th	109th		Larry Petty	Los Angeles	7th	157th
1968	Joe Franklin	Milwaukee	5th	63rd	1984	Cory Blackwell	Seattle	2nd	29th
1969	James Johnson	Boston	7th	93rd	1985	Scott Roth	San Antonio	4th	81st
	John Schell	Milwaukee	8th	100th	1986	Rick Olson	Houston	7th	158th
					1987	J.J. Weber	Milwaukee	3rd	64th
					1995	<i>Michael Finley</i>	<i>Phoenix</i>	<i>1st</i>	<i>21st</i>
						Rashard Griffith	Milwaukee	2nd	38th
					1997	<i>Paul Grant</i>	<i>Minnesota</i>	<i>1st</i>	<i>20th</i>

First-round draft choices in *bold italics*

Honors and Awards

Naismith Hall of Fame

- 1959 Dr. Walter Meanwell
- 1959 Harold Olsen
- 1959 Chris Steinmetz Sr.
- 1964 Harold Foster

Years indicate year of induction

All-America (first team)

- 1905 Chris Steinmetz Sr.
- 1916 George Levis
- 1930 Harold Foster
- 1941 Gene Englund
- 1942 John Kotz
- 1950 Don Rehfeldt

Helms Foundation Player of the Year

- 1905 Chris Steinmetz Sr.
- 1912 Otto Stangel
- 1916 George Levis
- 1918 William Chandler

NCAA Tournament MVP

- 1941 John Kotz

Team USA

- 1993 Michael Finley

World University Games



- 1993 Michael Finley, USA
- 1997 Hennssy Auriantal, Canada

Goodwill Games

- 1994 Michael Finley, USA

Big Ten MVP

- 1941 Gene Englund
- 1942 John Kotz
- 1947 Glen Selbo
- 1950 Don Rehfeldt



Michael Finley (USA) and Hennssy Auriantal (Canada) are the only two Badgers to have played in the World University Games.

Big Ten Freshman of the Year

- 1996 Sam Okey

All-Big Ten

- 1907 Arthur Frank
Charles Scribner
- 1908 Hugh Harper
Helmer Swenholt
- 1911 Walter Scoville
- 1912 Walter Scoville
Otto Stangel
- 1913 Carl Harper
Allen Johnson
Eugene Van Gent
John Van Riper
- 1914 Carl Harper
Eugene Van Gent
- 1915 George Levis
- 1916 William Chandler
George Levis
Harold Olsen
- 1917 William Chandler
Paul Meyers
Harold Olsen
- 1923 Gus Tebell
Rollie Williams
- 1924 Marshall Diebold
- 1925 Marshall Diebold
- 1928 George Hotchkiss
- 1929 Ed Chmielewski
Harold Foster

- 1930 Ed Chmielewski
Harold Foster
- 1934 Rolf Poser
- 1935 Gilbert McDonald
Rolf Poser
- 1938 Hod Powell
- 1940 Gene Englund
- 1941 Gene Englund
John Kotz
- 1942 John Kotz
- 1947 Bob Cook
Walt Lautenbach
Glen Selbo
- 1948 Bob Cook (2)
Don Rehfeldt (2)
- 1949 Don Rehfeldt (1)
- 1950 Don Rehfeldt (1)
- 1951 Ab Nicholas (1)
- 1952 Ab Nicholas (1)
- 1953 Dick Cable (HM)
Paul Morrow (HM)
Charles Seifert (HM)
- 1954 Dick Cable (HM)
Paul Morrow (HM)
Ron Weisner (HM)
- 1955 Dick Cable (HM)
- 1956 Dick Miller (2)
- 1957 Bob Litzow (3)
- 1958 Walt Holt (HM)
Bob Litzow (HM)
- 1959 Jim Biggs (HM)
- 1960 Tom Hughbanks (HM)
- 1961 Tom Hughbanks (HM)
Ron Jackson (HM)
Ken Seibel (HM)
- 1962 Ken Seibel (2)


Honors and Awards, cont.

Mike O'Melia (3)
 Don Hearden (HM)
 Tom Hughbanks (HM)
 1963 Ken Seibel (2)
 Jack Brens (3)
 1964 Jack Brens (HM)
 1965 Jim Bohlen (HM)
 Mark Zubor (HM)
 1966 Joe Franklin (HM)
 1967 Chuck Nagle (2)
 Joe Franklin (3-UPI, HM-A.P.)
 1968 Joe Franklin (1)
 James Johnson (HM)
 1969 Clarence Sherrod (HM)
 James Johnson (HM)
 1970 Clarence Sherrod (2)
 Al Henry (HM)
 1971 Clarence Sherrod (2)
 Leon Howard (HM)
 1972 Leon Howard (2)
 1973 Leon Howard (HM)
 1974 Gary Anderson (2-A.P.)
 Kim Hughes (3-UPI)
 Dale Koehler (HM-UPI)
 1975 Dale Koehler (HM)
 Bruce McCauley (HM)
 1976 Dale Koehler (3-UPI, HM-A.P.)
 1977 James Gregory (HM)
 Bob Falk (HM)
 1978 Arnold Gaines (HM-A.P.)
 1979 Wes Matthews (HM)
 Joe Chnelich (HM-A.P.)
 Claude Gregory (HM-A.P.)
 Larry Petty (HM-A.P.)
 1980 Wes Matthews (2)
 Claude Gregory (3-UPI)
 Joe Chnelich (HM-A.P.)
 Claude Gregory (HM-A.P.)
 1981 Claude Gregory (2)
 Larry Petty (HM)
 John Bailey (HM-A.P.)
 1982 Brad Sellers (HM)
 John Bailey (HM-A.P.)
 1983 Brad Sellers (2-A.P., HM-UPI)
 1984 Rick Olson (HM-A.P.)
 Scott Roth (HM-A.P.)
 1985 Scott Roth (2)
 1986 Rick Olson (3-UPI, HM-A.P.)
 J.J. Weber (HM-A.P.)
 1987 J.J. Weber (2-UPI, HM-A.P.)
 Mike Heineman (HM-A.P.)
 Trent Jackson (HM-A.P.)
 1988 Trent Jackson (3-UPI, HM-A.P.)
 Danny Jones (HM-A.P.)
 1989 Danny Jones (2)
 Trent Jackson (2-A.P., 3-UPI)
 Tom Molaski (HM-A.P.)
 1990 Danny Jones (2-M, 3-C)
 1991 Patrick Tompkins (1-M, 2-C)
 Willie Simms (HM)
 1992 Tracy Webster (2)
 Michael Finley (HM-M)
 1993 Michael Finley (1)
 Tracy Webster (3)
 1994 Michael Finley (2)
 Tracy Webster (HM)
 1995 Michael Finley (1-C, 2-M)

Rashard Griffith (1-M, 2-C)
 1996 Sam Okey (HM-C)
 1997 Sam Okey (2-M, 3-C)
 Paul Grant (HM)
 1998 Sean Mason (HM)

Academic All-Big Ten

1967 Chuck Nagle
 1970 Clarence Sherrod
 1972 Lee Oler
 1974 Gary Anderson
 1978 Bill Pearson
 1982 Steve Jacobson
 1985 Rod Ripley
 1986 Rod Ripley
 1987 Rod Ripley
 1988 Rob Willey
 1990 Billy Douglass
 1991 Damon Harrell
 Grant Johnson
 Jay Peters
 1992 Damon Harrell
 Grant Johnson
 Jay Peters
 Jeff Petersen
 1993 Chris Conger
 Damon Harrell
 Grant Johnson
 Jeff Petersen
 1994 Chris Conger
 Grant Johnson
 Jeff Petersen
 1996 Shawn Carlin
 1997 Hennssy Auriantal
 Paul Grant
 Mike Kosolcharoen
 1998 Brian Vraney



Danny Jones earned all-Big Ten mention three times during his career.

Big Ten Player of the Week

'82-83 Brad Sellers (Jan. 24)
 '83-84 Rick Olson (Jan. 16)
 '85-86 Rick Olson (Feb. 17)
 '87-88 Byron Robinson (Jan. 5)
 '88-89 Trent Jackson (Feb. 21)
 '92-93 Michael Finley (Jan. 25)
 Michael Finley (March 1)
 '93-94 Michael Finley (Jan. 10)
 '96-97 Sam Okey (Dec. 16)

Team MVP

1941 Gene Englund
 1942 John Kotz
 1943 Bob Sullivan
 1944 Ray Patterson
 1945 Ray Patterson
 1946 Bob Cook
 1947 Glen Selbo
 1948 Bob Cook
 1949 Don Rehfeldt
 1950 Don Rehfeldt
 1951 Ab Nicholas
 1952 Ab Nicholas
 1953 Charles Siefert
 1954 Paul Morrow
 1955 Dick Cable
 1956 Dick Miller
 1957 Bob Litzow
 1958 Walter Holt
 1959 Bob Barneson
 1960 Fred Clow
 1961 Ken Siebel
 1962 Ken Siebel
 1963 Ken Siebel
 1964 Ken Gustafson
 1965 Jim Bohlen
 1966 Paul Morenz
 1967 Joe Franklin
 1968 Joe Franklin
 1969 James Johnson
 1970 Albert Henry
 1971 Glen Richgels
 1972 Leon Howard
 1973 Leon Howard
 Kim Hughes
 1974 Gary Anderson
 Kim Hughes
 1975 Dale Koehler
 1976 Dale Koehler
 1977 Bob Falk
 1978 Arnold Gaines
 1979 Wes Matthews
 1980 Joe Chnelich
 1981 Claude Gregory
 1982 John Bailey
 1983 Cory Blackwell
 1984 Cory Blackwell
 1985 Scott Roth
 1986 Rick Olson
 1987 J.J. Weber
 1988 Trent Jackson

Honors and Awards, cont.

1989 Trent Jackson
1990 Danny Jones
1991 Patrick Tompkins
1992 Tracy Webster
1993 Michael Finley
1994 Michael Finley
1995 Rashard Griffith

Captains

1899 Walter Hirschberg
1900 Walter Hirschberg
1901 Walter Hirschberg
1902 Henry Helmholz
1903 John Potter
1904 Harvey Schofield
1905 Chris Steinmetz Sr.
1906 James Bush
1907 Charles Scribner
1908 Harlan Rogers
1909 Helmer Swenholt
1910 William Witt
1911 Albert Birch
1912 Walter Scoville
1913 Jahn Van Riper
1914 Eugene Van Gent
1915 E.O. Lange
1916 Mel Haas
1917 George Levis
Harold Olsen
1918 William Chandler
1919 Anthony Zulfer
1920 Harold Knapp
1921 Warren Taylor
1922 Duke Caesar
1923 Gus Tebell
1924 Douglas Gibson
1925 Marshall Diebold
1926 Henry Brooks
1927 Rollie Barnum
Ralph Merkel
1928 Louis Behr
1929 John Doyle
Elmer Tenhopen
1930 Harold Foster
1931 Ed Chmielewski
John Paul
1932 Marvin Steen
1933 Ray Wickman
1934 Rolf Poser
1935 Rolf Poser
1936 Edward Stege
1937 Gordy Fuller
1938 Howard Powell
George Rooney
1939 Byron Bell
David Dupee
Robert Weigandt
1940 Walter Anderson
John Rundell
1941 Gene Englund
1942 Robert Alwin
1943 John Kotz
1944 Ray Patterson
1945 Ray Patterson
1946 Eugene Mathews

1947 Walter Lautenbach
1948 Edward Mills
1949 Douglas Rogers
1950 Robert Mader
1951 James Van Dien
1952 Edward Carpenter
1953 Charles Siefert
Thomas Ward
1954 Robert Weber
1955 Richard Cable
1956 Richard Jorgensen
1957 Glenn Borland
1958 Glenn Borland
1959 Robert Barneson
1960 Robert Barneson
1961 James Biggs
1962 Thomas Hughbanks
1963 Thomas Gwyn
1964 Michael O'Melia
1965 James Bohem
1966 Kenneth Gustafson
Mark Zubor
1967 Dennis Sweeney
1968 Michael Carlin
Joe Franklin
1969 James Johnson
John Schell
1970 Al Henry
1971 Dennis Conlon
Clarence Sherrod
1972 Robert Frasor
1973 Leon Howard
1974 Kim Hughes
1975 Dale Koehler
1976 Dale Koehler
1977 Pete Brey
1978 James Smith III
1979 Joe Chrnlich
Arnold Gaines
1980 Joe Chrnlich
Robert Jenkins
1981 Dan Hastings
1982 John Bailey
Steve Jacobson
Gary Zinkgraf
1983 Greg Dandridge
1984 Cory Blackwell
Scott Roth
1985 Scott Roth
1986 Jay Laszewski
Rick Olson
Gregg Steinhaus
1987 Mike Heineman
Rod Ripley
J.J. Weber
1988 Tom Molaski
Rodney Tapp
1989 Trent Jackson
Danny Jones
Tom Molaski
1990 Danny Jones
Tim Locum
Kurt Portmann
1991 John Ellenson
Tim Locum
Willie Simms
Patrick Tompkins

1992 Billy Douglass
Tracy Webster
1993 Tracy Webster
1994 Tracy Webster
Michael Finley
1995 Michael Finley
1996 Osita Nwachukwu
1997 Paul Grant
1998 Ty Calderwood
Sean Daugherty
Sean Mason

Badger Award

(Player who best exemplifies the qualities of humility, passion, unity, servanthood and thankfulness, both on and off the court)

1996 Hennssy Auriantal
1997 Paul Grant
1998 Sean Daugherty

Scholar-Athlete Award

1996 Shawn Carlin
1997 Paul Grant
1998 Hennssy Auriantal

Red Team Award

(Player(s) who is commended for his effort as a member of the "red team", which competes against the starters in practice)

1996 Mike Kosolcharoen
Brian Vraney
1997 Dave Burkemper
Brian Vraney
1998 Dave Burkemper
Brian Vraney

Free Throw Ladder Award

(Player who wins the team's season-long, free throw shooting competition during practice)

1996 Sean Daugherty
1997 Ty Calderwood
1998 Hennssy Auriantal

NCAA Tournament

Tracy Webster (right) helped lead Wisconsin basketball into a new era of success when the Badgers made the NCAA Tournament for the first time since 1947 during Webster's senior season ('93-94).

That team, under second-year coach Stu Jackson, began the season by winning its first 11 games. The Badgers spent a school-record 13 straight weeks in the Associated Press poll, with their highest ranking being 12th in early January. Prior to that season, Wisconsin had not been ranked in the A.P. poll since January of 1976.

The '93-94 Badgers featured junior Michael Finley and freshman center Rashard Griffith, in addition to Webster. The UW sold out every home game that season, a first in school history.



Badger Results

1941

East Regional, First Round (March 21)

Site: Madison, Wis.

Wisconsin 51, Dartmouth 50

East Regional Championship (March 22)

Site: Madison, Wis.

Wisconsin 36, Pittsburgh 30

NCAA Championship (March 29)

Site: Kansas City, Mo.

Wisconsin 39, Washington State 34

1947

East Regional, First Round (March 20)

Site: New York, N.Y.

CCNY 70, Wisconsin 56

East Regional, Consolation (March 22)

Site: New York, N.Y.

Wisconsin 50, Navy 49

1994

West Regional, First Round (March 17)

Site: Ogden, Utah

Wisconsin 80, Cincinnati 72

West Regional, Second Round (March 19)

Site: Ogden, Utah

Missouri 109, Wisconsin 96

1997

East Regional, First Round (March 14)

Site: Pittsburgh, Pa.

Texas 71, Wisconsin 58

All-time Record: 5-3

Badger NCAA Tournament Records

INDIVIDUAL

Points

36, Michael Finley vs. Missouri, 1994

Field Goals

10, Tracy Webster vs. Missouri, 1994

Field Goal Attempts

22, John Kotz vs. Washington State, 1941

Field Goal Percentage

.538, Michael Finley vs. Cincinnati, 1994

Three-point Field Goals

7, Tracy Webster vs. Missouri, 1994

Three-point Field Goal Attempts

13, Tracy Webster vs. Missouri, 1994

Three-point Field Goal Percentage

.538, Tracy Webster vs. Missouri, 1994

Free Throws

13, Michael Finley vs. Missouri, 1994

Free Throw Attempts

14, Michael Finley vs. Missouri, 1994

14, Rashard Griffith vs. Cincinnati, 1994

Free Throw Percentage

.929, Michael Finley vs. Missouri, 1994

Rebounds

15, Rashard Griffith vs. Cincinnati, 1994

Assists

7, Tracy Webster vs. Missouri, 1994

Blocks

2, Grant Johnson vs. Missouri, 1994

Steals

4, Tracy Webster vs. Missouri, 1994

TEAM

Points

96 vs. Missouri, 1994

Field Goals

28 vs. Missouri, 1994

Field Goal Attempts

67 vs. Missouri, 1994

67 vs. Washington State, 1941

Field Goal Percentage

.455 (25-55) vs. Cincinnati, 1994

Three-point Field Goals

15 vs. Missouri, 1994

Three-point Field Goal Attempts

37 vs. Missouri, 1994

Three-point Field Goal Percentage

.405 (15-37) vs. Missouri, 1994

Free Throws

25 vs. Missouri, 1994

Free Throw Attempts

35 vs. Missouri, 1994

Free Throw Percentage

.759 (22-29) vs. Cincinnati, 1994

Rebounds

40 vs. Cincinnati, 1994

Assists

15 vs. Cincinnati, 1994

15 vs. Texas, 1997

Blocks

4 vs. Missouri, 1994


Steals

9 vs. Cincinnati, 1994

BADGER SEEDINGS

Wisconsin has participated in two NCAA Tournaments since the NCAA began seeding teams for the "Big Dance" in 1979. The Badgers were seeded ninth in the West Region in 1994 and advanced to the second round. The UW was a No. 7 seed in the East in 1997 and fell to No. 10 Texas in the first round in Pittsburgh.


NCAA Teams



1941 NCAA Champions

(Front, L-R) Bob Alwin, Bob Sullivan, Fred Rehm, John Kotz, Gene Englund, Charles Epperson, Ted Strain, Harlo Scott, Ed Scheiwe.


(Back, L-R) Manager Morris Bradley, Trainer Walter Bakke, Ted Downs, Bob Roth, George Affeldt, Warren Schrage, Don Timmerman, Ted Deppe, John Lynch, Ed Jones, Coach Bud Foster, Asst. Coach Fred Wegner.



1947

(Front, L-R) Bob Mader, Larry Poker, Bobby Cook, Glen Selbo, Walt Lautenbach, Exner Menzel, Bob Krueger, Dick Falls.


(Back, L-R) Head Coach Bud Foster, Senior Mgr. Bob Wolf, Art Rizzi, Tom Rippe, Gil Hertz, Don Rehfeldt, Ed Mills, Bob Haarlow, Doug Holcomb, Doug Rogers, Trainer Walter Bakke, Asst. Coach Fred Wegner.



1994

(Front, L-R) Mgr. Pat Stroebel, Mgr. James Whitford, Jason Johnsen, Chris Conger, Darnell Hoskins, Tracy Webster, Michael Finley, Jalil Roberts, Andy Kilbride, Equip. Mgr. Tim Lopez, Strength and Conditioning coach Robert Hackett.

(Back, L-R) Admin. Asst. Brian Hecker, Asst. Coach Bob Beyer, Asst. Coach Tim Buckley, Howard Moore, Jeff Petersen, Rashard Griffith, Grant Johnson, Greg Timmerman, Brian Kelley, Otto McDuffie, Head Coach Stu Jackson, Athletic Trainer Andy Winterstein, Assoc. Head Coach Stan Van Gundy.




1997


(Front, L-R) Strength and Conditioning Coach Scott Hettenbach, David Burkemper, Sean Mason, Adam Shafer, Ty Calderwood, Head Coach Dick Bennett, Duany Duany, Mike Kosolcharoen, Mosezell Peterson, Hennssy Auriantal, Athletic Trainer Andy Winterstein.

(Back, L-R) Equip. Mgr. Cory Dobson, Mgr. Matt Saunders, Asst. Coach Shawn Hood, Asst. Coach Brian Hecker, Matt Quest, Sam Okey, Paul Grant, Sean Daugherty, Booker Coleman, Brian Vraney, Admin. Asst. Paul Costanzo, Asst. Coach Brad Soderberg, Mgr. Dave Petroff, Mgr. Adam Jackson.

NCAA The NIT



Patrick Tompkins grabbed 12 rebounds in a 1991 NIT contest with Stanford.



Dick Bennett guided the Badgers to a 1996 NIT victory over Manhattan.



Badger Results

1989

First Round (March 15)
 Site: Madison, Wis. (att.: 10,118)
 Wisconsin 63, New Orleans 61

Second Round (March 20)
 Site: Madison, Wis. (att.: 11,385)
 St. Louis 73, Wisconsin 68

1991

First Round (March 13)
 Site: Madison, Wis. (att.: 9,507)
 Wisconsin 87, Bowling Green 79 OT

Second Round (March 18)
 Site: Madison, Wis. (att.: 11,309)
 Stanford 80, Wisconsin 72

1993

First Round (March 17)
 Site: Madison, Wis. (att.: 9,532)
 Rice 77, Wisconsin 73

1996

First Round (March 13)
 Site: Madison, Wis. (att.: 8,913)
 Wisconsin 55, Manhattan 42

Second Round (March 18)
 Site: Madison, Wis. (att.: 11,111)
 Illinois State 77, Wisconsin 62

All-time Record: 3-4

Badger NIT Records

INDIVIDUAL

Points

31, Willie Simms vs. Bowling Green, 1991

Field Goals

12, Willie Simms vs. Bowling Green, 1991

Field Goal Attempts

20, Sam Okey vs. Illinois State, 1996

Field Goal Percentage

.800, Willie Simms vs. Bowling Green, 1991

Three-point Field Goals

4, Tim Locum vs. Bowling Green, 1991

Three-point Field Goal Attempts

7, Tim Locum vs. Stanford, 1991

Three-point Field Goal Percentage

.429, Tim Locum vs. Stanford, 1991

Free Throws

8, Willie Simms vs. Stanford, 1991

Free Throw Attempts

15, Willie Simms vs. Stanford, 1991

Free Throw Percentage

.875, Larry Hisle vs. Bowling Green, 1991

Rebounds

12, Patrick Tompkins vs. Stanford, 1991

Assists

7, Tom Molaski vs. St. Louis, 1989

Blocks

5, Sam Okey vs. Manhattan, 1996

Steals

4, Hennssy Auriantal vs. Manhattan, 1996

TEAM

Points

87 vs. Bowling Green, 1991

Field Goals

29, twice

Field Goal Attempts

60 vs. St. Louis, 1989

Field Goal Percentage

.644 (29-45) vs. Bowling Green, 1991

Three-point Field Goals

7 vs. Stanford, 1991

Three-point Field Goal Attempts

18, twice

Three-point Field Goal Percentage

.417 (5-12) vs. St. Louis, 1989

Free Throws

24 vs. Bowling Green, 1991

Free Throw Attempts

35 vs. Bowling Green, 1991

Free Throw Percentage

.778 (14-18) vs. New Orleans, 1989

Rebounds

36 vs. Manhattan, 1996

Assists

24 vs. Bowling Green, 1991

Blocks

8 vs. Manhattan, 1996

Steals

8 vs. Manhattan, 1996

Big Ten Tournament

Wisconsin Individual Highs

Points: 24 by Sean Daugherty vs. Illinois, 1998
FG: 9 by Sean Daugherty vs. Illinois, 1998
FG Attempts: 17 by Sean Mason vs. Penn State, 1998
FG Pct. (10 att.): .563 (9-16) by Sean Daugherty vs. Illinois, 1998
3-point FGs: 2 by Sean Mason vs. Penn State, 1998, and by Sean Daugherty vs. Illinois, 1998
3-point FG Attempts: 6 by Sean Mason vs. Illinois, 1998
3-point FG Pct. (6 att.): .167 (1-6) by Sean Mason vs. Illinois, 1998
FT: 4 by Sean Daugherty vs. Illinois, 1998
FT Attempts: 5 by Hennssy Auriantal vs. Penn State, 1998, and by Sean Daugherty vs. Illinois, 1998
FT Pct. (10 att.): N/A
Rebounds: 11 by Sean Daugherty vs. Penn State, 1998
Assists: 4 by Hennssy Auriantal vs. Penn State, 1998, and by Sean Mason vs. Illinois, 1998
Blocked Shots: 1 by four different players, 1998
Steals: 2 by Mike Kelley vs. Illinois, 1998
Minutes: 32 by Hennssy Auriantal and Sean Daugherty vs. Penn State, 1998

Wisconsin Team Highs

Points: 61 vs. Illinois, 1998
FG: 23 vs. Illinois, 1998
FG Attempts: 55 vs. Illinois, 1998
FG Pct.: .418 (23-55) vs. Illinois, 1998
3-point FGs: 5 vs. Illinois, 1998
3-point FG Attempts: 17 vs. Illinois, 1998
3-point FG Pct.: .294 (5-17) vs. Illinois, 1998
FT: 10 vs. Penn State and Illinois, 1998
FT Attempts: 15 vs. Penn State, 1998
FT Pct.: .833 (10-12) vs. Illinois, 1998
Rebounds: 32 vs. Penn State, 1998
Assists: 12 vs. Illinois, 1998
Blocked Shots: 2 vs. Penn State and Illinois, 1998
Steals: 5 vs. Illinois, 1998

Wisconsin Team Lows

Points: 52 vs. Penn State, 1998
FG: 20 vs. Penn State, 1998
FG Attempts: 50 vs. Penn State, 1998
FG Pct.: .400 (20-50) vs. Penn State, 1998
3-point FGs: 2 vs. Penn State, 1998
3-point FG Attempts: 7 vs. Penn State, 1998
3-point FG Pct.: .286 (2-7) vs. Penn State, 1998
FT: 10 vs. Penn State and Illinois, 1998
FT Attempts: 12 vs. Illinois, 1998
FT Pct.: .667 (10-15) vs. Penn State, 1998
Rebounds: 26 vs. Illinois, 1998
Assists: 9 vs. Penn State, 1998
Blocked Shots: 2 vs. Penn State and Illinois, 1998
Steals: 3 vs. Penn State, 1998

Opponent Individual Highs

Points: 24 by Kevin Turner of Illinois, 1998
FG: 11 by Kevin Turner of Illinois, 1998
FG Attempts: 19 by Kevin Turner of Illinois, 1998
FG Pct. (10 att.): .800 (8-10) by Jarrod Gee of Illinois, 1998
3-point FGs: 2 by Pete Lisicky and Greg Grays of Penn State, and Kevin Turner of Illinois, 1998
3-point FG Attempts: 5 by Joe Crispin of Penn State, 1998
3-point FG Pct. (6 att.): N/A
FT: 5 by Jerry Hester of Illinois, 1998
FT Attempts: 6 by Jerry Hester of Illinois, 1998
FT Pct. (10 att.): N/A
Rebounds: 7 by Kevin Turner and Jarrod Gee of Illinois, 1998
Assists: 5 by Titus Ivory of Penn State, and Sergio McClain and Kevin Turner of Illinois, 1998
Blocked Shots: 4 by Calvin Booth of Penn State, 1998
Steals: 2 by Pete Lisicky and Jarrett Stephens of Penn State, and Sergio McClain of Illinois, 1998
Minutes: 37 by Matt Heldman and Kevin Turner of Illinois, 1998

Opponent Team Highs

Points: 66 by Illinois, 1998
FG: 26 by Illinois, 1998
FG Attempts: 48 by Illinois, 1998
FG Pct.: .542 (26-48) by Illinois, 1998
3-point FGs: 5 by Penn State, 1998
3-point FG Attempts: 15 by Penn State, 1998
3-point FG Pct.: .333 (5-15) by Penn State, 1998
FT: 10 by Illinois, 1998
FT Attempts: 17 by Illinois, 1998
FT Pct.: .800 (8-10) by Penn State, 1998
Rebounds: 33 by Illinois, 1998
Assists: 17 by Penn State and Illinois, 1998
Blocked Shots: 5 by Penn State, 1998
Steals: 6 by Penn State, 1998

Opponent Team Lows

Points: 51 by Penn State, 1998
FG: 19 by Penn State, 1998
FG Attempts: 47 by Penn State, 1998
FG Pct.: .404 (19-47) by Penn State, 1998
3-point FGs: 4 by Illinois, 1998
3-point FG Attempts: 13 by Illinois, 1998
3-point FG Pct.: .308 (4-13) by Illinois, 1998
FT: 8 by Penn State, 1998
FT Attempts: 10 by Penn State, 1998
FT Pct.: .588 (10-17) by Illinois, 1998
Rebounds: 31 by Penn State, 1998
Assists: 17 by Penn State and Illinois, 1998
Blocked Shots: 2 by Illinois, 1998
Steals: 5 by Illinois, 1998

Seasonal Tournaments

(Game-by-game listing of all regular-season tournaments in which Wisconsin has participated.)

BIG ISLAND INVITATIONAL (HILO, HI)

11/28/97 ..PacificL.....48-55
 11/29/97 ..Oklahoma.....W75-64
 11/30/97 ..MontanaW78-61

ECAC HOLIDAY FESTIVAL (NEW YORK)

12/26/61 ..Providence.....W95-84
 12/28/61 ..DaytonW105-93
 12/30/61 ..Cincinnati.....L.....71-101

FAR WEST CLASSIC (PORTLAND, OR)

12/28/60 ..Oregon State.....L.....54-56
 12/29/60 ..Portland (OT).....L.....71-79
 12/30/60 ..Washington State...L.....72-78

12/27/81 ..Oregon.....L.....82-85
 12/28/81 ..TennesseeL.....67-79
 12/29/81 ..Iowa State.....L.....79-103

FIESTA BOWL CLASSIC (TUCSON, AZ)

12/27/85 ..Boston College.....L.....72-74
 12/28/85 ..Princeton.....L.....49-54

FIRST BANK CLASSIC (MILWAUKEE)

12/2/88MaineW89-72
 12/3/88MarquetteW70-55

12/1/89GonzagaW63-58
 12/2/89Marquette (OT).....W63-58

FIRST UNION CLASSIC (CHARLOTTE, NC)

12/12/80 ..Davidson.....L.....63-67
 12/13/80 ..UNC-Charlotte.....W71-63

HOLIDAY CLASSIC (LOUISVILLE, KY)

12/28/78 ..LouisvilleL.....53-70
 12/29/78 ..Oral Roberts.....L.....69-102

KENTUCKY INVITATIONAL (LEXINGTON)

12/20/63 ..Kentucky.....L.....85-108
 12/21/63 ..Princeton (OT).....L.....87-90

LOBO INVITATIONAL (ALBUQUERQUE)

12/28/84 ..Texas A&M.....W71-69
 12/29/84 ..New MexicoW83-74

LOS ANGELES CLASSIC

12/28/66 ..UCLA.....L.....56-100
 12/29/66 ..Michigan.....L.....88-98
 12/30/66 ..ArizonaW104-77

MAUI INVITATIONAL

11/20/95 ..VillanovaL.....58-66
 11/21/95 ..UCLA.....L.....57-68
 11/22/95 ..Chaminade.....W104-66

NORTHERN EXPOSURE

Wisconsin will play in a regular-season tournament for the third time in four years when it travels to Fairbanks, Alaska for the 1998 Top of the World Classic in November. The Badgers also took part in the 1995 Maui Invitational and the 1997 Big Island Invitational. This will be Wisconsin's first trip to Alaska.

MERRILL LYNCH CLASSIC (DAYTON, OHIO)

12/29/83 ..Oklahoma State.....L.....84-89
 12/30/83 ..Yale.....W87-77

MILWAUKEE CLASSIC

12/28/62 ..UtahW94-72
 12/29/62 ..MarquetteW70-56

12/27/63 ..Dartmouth.....W94-68
 12/28/63 ..Georgia Tech.....W104-84

12/18/64 ..Boston College.....L.....85-86
 12/19/64 ..MarquetteL.....61-62

12/17/65 ..WashingtonL.....67-81
 12/18/65 ..West Virginia.....L.....93-101

12/16/66 ..FordhamW67-66
 12/17/66 ..South Carolina.....W88-84

12/15/67 ..Louisiana State.....W96-94
 12/16/67 ..MarquetteW70-62

12/27/68 ..OhioW74-68
 12/28/68 ..MarquetteL.....56-59

12/26/69 ..Utah State.....W81-74
 12/27/69 ..MarquetteL.....43-64

12/29/70 ..Texas.....W89-73
 12/30/70 ..MarquetteL.....69-72

12/27/71 ..Marshall.....L.....83-85
 12/28/71 ..GeorgetownW82-62

12/29/72 ..Yale.....W90-64
 12/30/72 ..Marquette (2OT).....L.....73-75

12/28/73 ..So. Methodist.....W74-73
 12/29/73 ..MarquetteL.....48-49

12/27/74 ..VirginiaL.....78-86
 12/28/74 ..Georgia (OT).....L.....89-91

12/29/75 ..StanfordW70-64
 12/30/75 ..MarquetteL.....66-82

12/27/76 ..Boston College.....W74-66
 12/28/76 ..MarquetteL.....57-64

QUAKER CITY CLASSIC (PHILADELPHIA)

12/27/67 ..Pennsylvania.....W86-67
 12/28/67 ..TempleL.....80-82
 12/29/67 ..DuquesneL.....66-76

QUEEN CITY TOURNAMENT (BUFFALO)

12/26/59 ..Boston College.....W95-82
 12/28/59 ..CanisiusL.....65-80

RAINBOW CLASSIC (HONOLULU)

12/26/64 ..Boston College.....W70-69

12/27/79 ..Nebraska (OT).....L.....82-83
 12/29/79 ..Nevada.....W86-61
 12/30/79 ..ArmyW78-54

12/27/86 ..Hawaii.....W82-77
 12/29/86 ..California.....W66-63
 12/30/86 ..Pittsburgh.....L.....82-98

12/27/91 ..Washington State...L.....51-73
 12/29/91 ..Navy.....W93-58
 12/30/91 ..Fresno State.....L.....68-71

REBEL CLASSIC (LAS VEGAS)

12/28/87 ..UNLVL.....65-102
 12/29/87 ..Northern IowaW64-56

SAN JUAN SHOOTOUT

11/24/89 ..E. Michigan.....L.....52-71
 11/25/89 ..W. Kentucky.....W73-62
 11/26/89 ..BradleyW63-57

TRIBUNE CLASSIC (TEMPE, AZ)

12/28/89 ..GeorgiaL.....64-65
 12/29/89 ..Manhattan.....W63-48

WINSTON TIRE CLASSIC (LOS ANGELES)

12/28/82 ..GeorgetownL.....43-71
 12/29/82 ..So. California.....L.....76-86

WISCONSIN INVITATIONAL (MADISON)

12/1/78Long IslandW89-70
 12/2/78St. Louis.....W66-63

11/30/79 ..Oklahoma City.....W99-92
 12/1/79E. Tennessee St.....W68-56

12/5/80Kentucky State.....W77-65
 12/6/80UW-GB (2OT).....W68-66

12/4/81Illinois-Chicago.....L.....66-74
 12/5/81UW-Green Bay.....W77-65

UW vs. Ranked Foes

Wins vs. Ranked Opponents

Listed are Wisconsin's wins (since 1955) over opponents ranked in the Associated Press national poll at the time of the game. The A.P. poll began as a top 10 in 1949, became a top 20 in 1969 and went to its current top-25 format in 1990. The listings include the date of the game, opponent, opponent's ranking and score of the game.

1961-62

M 3Ohio State186-67

1962-63

F 11Illinois484-77

1965-66

J 8Iowa7 ..69-68

1968-69

D 3Kansas4 ..67-62

D 31 ..Kentucky3 ..69-65

J 28Marquette.....16 ..56-50

F 8Ohio State12 ..77-73

1969-70

J 31Ohio13 ..72-69

F 3at Illinois.....14 ..66-65

1970-71

M 2IndianaT18 94-87**

1971-72

J 15at Indiana17 66-64*

1972-73

F 26Purdue20 ..71-63

1976-77

J 22at Minnesota....13 64-82%

M 3Minnesota9 61-64%

1978-79

D 23 ..Marquette.....16 ..65-52

M 3Michigan St.....4 ..83-81

1979-80

J 5Indiana11 ..52-50

J 26at Ohio State ..4 ..72-71

F 2Ohio State6 ..70-67

1980-81

J 24at Illinois.....15 ..54-45

1982-83

J 22Iowa10 ..65-62

1984-85

F 20Iowa14 ..54-53

1988-89

J 21Michigan.....6 ..71-68

F 11Iowa8 ..65-54

F 18Illinois5 ..72-52

1989-90

J 22Minnesota21 ..77-75

1990-91

J 17Iowa2491-79

F 9Michigan St.25 84-78**

1991-92

F 26Michigan.....17 ..96-78

1992-93

J 16Minnesota19 ..79-70

J 20Ohio State24 ..76-67

J 23at Michigan St.2167-66

1993-94

J 2Marquette.....24 ..71-52

J 15Purdue975-69

M 2Michigan.....3 ..71-58

M 17 ..Cincinnati.....25 ..80-72

1995-96

J 3Michigan.....21 ..51-46

J 13Iowa11 ..80-71

M 6Penn State16 ..54-52

1996-97

J 4.....Indiana1271-58

F 6Michigan.....1358-53

F 12Illinois2062-45

M 8Minnesota266-65

1997-98

N 18....Illinois St.2480-66

N 29....Oklahoma18 ..75-64#

*overtime

**double overtime

%forfeit wins

#Big Island Invitational

When the Badgers Were Ranked

Wisconsin has appeared in the A.P. national poll a total of 29 times since 1955. Below is a complete week-by-week listing of those appearances with dates and rankings. Wisconsin's highest A.P. ranking was 6th on Dec. 5, 1962. The Badgers were last ranked by the A.P. on Dec. 26, 1994 when they were 19th.

1962-63

Preseason10

Dec. 5.....6

Dec. 10.....7

1973-74

Dec. 31.....17

Jan. 7T13

Jan. 1419

Jan. 2117

Jan. 2816

1975-76

Jan. 1218

1993-94

Nov. 2225

Nov. 2924

Dec. 6.....19

Dec. 13.....18

Dec. 20.....17

Dec. 27.....17

Jan. 315

Jan. 1012

Jan. 1714

Jan. 2416

Jan. 3116

Feb. 721

Feb. 1424

1994-95

Preseason17

Nov. 2115

Nov. 2813

Dec. 5.....14

Dec. 12.....20

Dec. 19.....20

Dec. 26.....19

BADGERS VS. NO. 1

Wisconsin has faced the No. 1 team in the country 14 times since 1955. The only time the Badgers defeated the nation's top-ranked team was an 86-67 victory over Ohio State in 1962. Listed below are the results of Wisconsin's 14 encounters with the No. 1 team in the A.P. poll.

12-22-56	at Kansas	L	62-83
1-30-61	Ohio State	L	68-100
2-25-61	at Ohio State	L	74-97
3-3-62	Ohio State	W	86-67
3-2-65	at Michigan	L	75-98
12-28-66	at UCLA	L	56-100
2-2-71	Marquette	L	75-89
11-25-72	at UCLA	L	53-94
1-20-75	Indiana	L	69-89
2-17-75	at Indiana	L	58-93
1-31-76	at Indiana	L	61-114
2-26-76	Indiana	L	67-96
2-14-78	at Marquette	L	64-75
1-4-79	at Michigan St.	L	55-64

Big UW Wins

Wisconsin's Greatest Comeback Wins

Since 1945 Wisconsin has recorded 26 victories in games in which it has erased a double-figure second-half deficit. Six of those games have come during the Dick Bennett era in Madison.

Date	Opponent	Largest Deficit (Time)	Final Score
2/26/97	Iowa	11 points (14:38)	49-48
2/19/97	at Penn State	14 points (16:10)	49-45
12/4/96	at Temple	10 points (18:35)	64-57 OT
1/24/96	Minnesota	11 points (halftime)	73-65 OT
1/3/96	Michigan	12 points (19:50)	51-46
12/5/95	at Wright State	12 points (16:55 and 16:11)	94-91
1/23/93	at Michigan State	12 points (13:09, 12:31 and 11:56)	67-66
2/16/91	at Iowa	13 points (5:47)	56-55
1/4/89	Minnesota	14 points (11:10)	75-67
12/1/84	Washington State	10 points (halftime)	61-59
11/29/82	Toledo	17 points (19:34 and 19:00)	79-71
1/26/80	at Ohio State	11 points (18:09)	72-71
2/2/80	Ohio State	13 points (13:47)	70-67
1/13/79	Michigan	12 points (halftime and 18:48)	77-66
1/20/77	Northwestern	11 points (16:37)	61-60
1/5/76	Ohio State	18 points (halftime)	82-81 OT
		<i>(OSU's biggest lead was 47-25 with 3:38 left in first half)</i>	
2/3/70	at Illinois	12 points (15:43 and 15:16)	66-65
2/10/68	Indiana	10 points (14:33)	95-83
12/16/67	at Marquette	10 points (18:18)	70-62
2/8/64	Purdue	10 points (16:11, 15:20, 14:25 and 13:53)	81-80
12/12/59	Loyola (Ill.)	10 points (19:10 and 18:24)	85-67
3/3/56	Northwestern	14 points (19:52)	76-70
1/16/50	Minnesota	10 points (15:15)	57-54


Date	Opponent	Largest Deficit (Time)	Final Score
12/4/48	Marquette	18 points (17:58)	67-63 OT
2/9/48	Michigan State	10 points (halftime)	51-39
2/8/47	Minnesota	12 points (early 2nd half)	60-51

Badger Buzzer Beaters

Since 1945, buzzer-beating baskets (last second or as time ran out) have been made nine times by Wisconsin players. Seven of those occasions resulted in Badger victories, while two others sent games into overtime.

Date	Opponent (Play description)	Score
3/6/96	Penn State (Sean Daugherty 16-footer at buzzer)	54-52
2/16/91	at Iowa (Brian Good three-pointer at buzzer)	56-55
11/24/90	at Oregon (Jay Peters 23-foot three-pointer with 0:01 left won game)	72-70*
1/22/90	Minnesota (Patrick Tompkins lay-in at buzzer)	77-75
2/27/82	at Northwestern (Brad Sellers tip-in with 0:01 left)	61-60
3/3/79	Michigan State (Wes Matthews 50-footer at buzzer)	83-81
2/24/79	at Northwestern (Claude Gregory 40-footer at buzzer)	72-70
2/13/50	at Iowa (Don Page made two FTs to send game into OT)	66-62*
12/4/48	Marquette (Dale Bowers FT with 0:00 left sent game into OT)	67-63*

*overtime



Sean Daugherty (bottom of pile) hit a 16-foot, buzzer-beating jumper on an assist from Mosezell Peterson against 16th-ranked Penn State that gave the Badgers a 54-52 win and helped clinch a spot in the 1996 NIT.

Overtime Games

Year	Opponent	W/L	Score
1912	at Minnesota	W	29-26
1914	Purdue	W	25-20
1915	at Purdue	W	28-24
1916	at Iowa	W	36-31
1917	at Northwestern	W	29-21
1919	at Camp Grant	W	16-15
1920	Ripon	W	19-16
1922	Michigan	W	18-16
1924	DePauw (3)	T	25-25
1926	Michigan	L	23-24
1927	at Chicago	W	33-30
1930	at Indiana	W	23-21
1932	Maryland	W	32-30
	at Northwestern	L	30-31
1933	at Indiana	W	38-37
	Indiana	L	28-29
1935	Michigan State	W	23-21
	Indiana	W	37-27
1936	at Chicago	W	38-36
1937	Ohio State	W	35-33
1939	Purdue	W	32-30
1940	Purdue	L	45-48
1941	Purdue	W	48-42
	at Northwestern	W	48-46
1943	at Notre Dame	L	59-61
1944	Illinois	L	43-45
	Northwestern (2)	W	50-47
	Purdue	L	50-52
1947	Notre Dame	W	53-49
1949	Marquette	W	67-63
1950	at Iowa	W	66-62
1951	at St. Louis	L	48-53
	Illinois	L	69-71
1954	at Tulane	L	55-57
	Illinois	L	64-70
1956	at Ohio State (2)	L	98-100
1957	South Dakota	L	56-58
1960	at Michigan	W	88-82
1961	at Portland	L	71-79
1963	at Michigan State	W	92-89
1964	vs. Princeton	L	87-90
	Indiana (2)	L	80-82
1965	Northwestern	W	93-87
1966	at Ohio State	L	81-87
1967	Cincinnati	L	70-77
	Ohio State	L	84-90
	at Iowa (3)	W	96-95
	Iowa	L	87-90
1971	Indiana (2)	W	94-87

Year	Opponent	W/L	Score
1972	at Indiana	W	66-64
	Indiana	L	76-84
1973	at Marquette (2)	L	73-75
	at Michigan State	L	78-79
1974	at Marquette	L	48-49
	at Minnesota	L	63-64
1975	vs. Georgia	L	89-91
	at Michigan	L	74-75
	Iowa	W	86-85
1976	Ohio State	W	82-81
1977	Michigan State (3)	W	87-83
	at Ohio State	L	80-82
	Iowa (2)	L	93-94
1978	Northern Illinois	W	74-73
1979	Indiana	L	62-68
1980	vs. Nebraska	L	82-83
	at Minnesota	L	76-82
	Purdue	L	60-73
	Michigan	L	69-73
1981	UW-Green Bay (2)	W	68-66
	Minnesota	W	60-58
1984	Nebraska (2)	L	69-71
	Illinois	L	62-63
	at Northwestern	W	61-60
1987	Indiana (3)	L	85-86
1988	Michigan State (2)	W	78-72
1989	Indiana	L	58-61
	Michigan State	W	69-64
1990	at Marquette	W	63-58
	Iowa	W	73-69
1991	at Oregon	W	72-70
	at Butler (2)	L	88-94
	Michigan	L	68-69
	Michigan State (2)	W	84-78
	Bowling Green	W	87-79
1992	SE Missouri State	W	82-71
1993	Purdue (2)	L	87-90
1996	Temple	W	57-54
	Minnesota	W	73-65
1997	at Temple	W	64-57
1998	Toledo	W	73-68
	Illinois	L	47-53

Overtime Record: 48-42-1 (.533)
 Double Overtime: 5-7 (.417)
 Triple Overtime: 2-1-1 (.625)
 Home: 29-24-1 (.546)
 Away: 19-18 (.514)
 Most Frequent Opp.: Indiana (11), 5-6 (.455)

UW on National TV



Date	Opponent	W/L	Score
3/5/98	Penn State#	W	52-51
2/3/98	Iowa	L	76-79
1/27/98	at Minnesota	L	48-58
1/8/98	at Michigan State	L	40-63
2/6/97	Michigan	W	58-53
1/9/97	Michigan State	L	50-58
2/21/96	Northwestern	L	71-82
3/8/95	Indiana	L	70-72
2/28/95	at Minnesota	L	70-78
1/26/95	Penn State	L	67-78
1/25/94	Illinois	W	66-56
1/6/94	at Penn State	W	71-56
12/11/93	at Texas Tech	W	91-88
2/18/93	at Minnesota	L	71-85
2/20/92	Illinois	W	92-78
1/24/91	at Northwestern	W	74-57
1/17/91	Iowa	W	91-79
1/7/91	Minnesota	W	72-62
2/15/90	Ohio State	L	58-68
1/22/90	Minnesota	W	77-75
1/4/89	Minnesota	W	75-67
2/8/88	at Minnesota	L	62-71
1/25/88	Iowa	L	89-104
2/16/87	Indiana (3 OT)	L	85-86



Date	Opponent	W/L	Score
1/14/98	Penn State	W	76-57
1/29/97	Northwestern	W	65-53
1/31/96	at Ohio State	L	55-63



Date	Opponent	W/L	Score
1/25/98	Indiana	L	59-69
3/14/97	Texas*	L	58-71
2/26/95	at Purdue	L	56-66
2/11/95	Michigan	W	70-65
3/19/94	Missouri*	L	96-109
3/17/94	Cincinnati*	W	80-72

*NCAA Tournament
 #Big Ten Tournament

The Last Time...

Wisconsin Team

UW ranked in A.P. top 25: 19th (12/26/94)
UW ranked in coaches' top 25: 21st by CNN/USA Today (12/26/94)
Played A.P. No. 1-ranked opponent: Lost to Michigan State 64-55 (1/4/79)
Defeated A.P. No. 1-ranked opponent: Ohio State, 86-67 (3/3/62)
Played A.P. No. 2-ranked opponent: Defeated Minnesota 66-65 (3/8/97)
Defeated opponent ranked 3-10 by A.P.: No. 3 Michigan 71-58 (3/2/94)
Defeated opponent ranked 11-25 by A.P.: No. 18 Oklahoma (11/29/97)
Defeated A.P. top-25 opponent on the road: at No. 21 Michigan State 67-66 (1/23/93)

Wisconsin Individuals

Had a triple-double: never
Had a double-double: Sean Daugherty (18-11) vs. Ohio State (2/25/98)
Four players scored in double figures: vs. Michigan (12/31/97)
Five players scored in double figures: vs. Northwestern (2/21/96)
Six players scored in double figures: vs. Eastern Illinois (12/28/95)
No Badger scored in double figures: at Northwestern (2/11/98)
One Badger scored in double figures: vs. Michigan State (2/21/98)
Scored 30-39 points: 30, Sean Mason at Penn State (2/14/98)
Scored 40 or more points: 42, Michael Finley at Eastern Michigan (12/10/94)
Two or more Badgers scored 30 points, same game: Joe Franklin (31) and Chuck Nagle (30) vs. Purdue (3/2/68) — *only other time this happened in school history was Jack Brens (31) and Ken Siebel (31) vs. Utah (12/28/62)*
Two or more Badgers scored 20 points, same game: Darnell Hoskins (22), Sean Daugherty (21) and Sam Okey (20) at Wright State (12/5/95)
Perfect at the FT line (10 att.): 12-12, Sean Mason at Penn State (2/14/98)
Had 15-19 rebounds: 16, Sam Okey at Illinois (1/25/97)
Had 20-29 rebounds: 25, Joe Chnelich vs. St. Mary's (12/2/76)
Had 30 or more rebounds: 30, Paul Morrow vs. Purdue (1/3/53)
Had 10 or more assists: 10, Tracy Webster at Michigan (1/29/94)
Had 5-9 steals: 6, Hennssy Auriantal vs. Toledo (12/9/97)
Had 10 or more steals: 10, Michael Finley vs. Purdue (2/13/93)
Had 5-8 blocked shots: 5, Sam Okey vs. Manhattan (3/14/96)
Had 9 or more blocked shots: 9, Brad Sellers vs. Toledo (11/29/82)

Wisconsin FG Shooting

Shot 50-59 percent: .534 vs. Penn State (1/14/98)
Shot 60-69 percent: .605 at Michigan (2/28/98)
Shot 70 percent or better: .744 vs. Army (12/30/79)
Made 30-39 field goals: 31 vs. Penn State (1/14/98)
Made 40-49 field goals: 42 vs. Iowa (3/9/94)
Made 50 or more field goals: never
Attempted 60-69 field goals: 63 vs. Indiana (1/25/98)
Attempted 70-79 field goals: 73 at Michigan State (3/11/95)
Attempted 80-89 field goals: 83 vs. Northwestern (1/28/95)
Attempted 100 or more field goals: 102 vs. South Dakota (12/9/72)

Wisconsin 3-Point FG Shooting

Shot 40-49 percent (min. 8 att.): .400 vs. Michigan (12/31/97)
Shot 50-59 percent (min. 8 att.): .500 vs. Penn State (1/14/98)
Shot 60-69 percent (min. 8 att.): .643 at Michigan (2/28/98)
Shot 70-79 percent (min. 8 att.): .700 vs. Purdue (2/15/97)
Shot 80-89 percent (min. 8 att.): .889 vs. N. Dakota State (12/10/86)
Shot 90 percent or better (min. 8 att.): .900 at Illinois (1/25/97)
Made 10-14 3-point field goals: 10 vs. Michigan (12/31/97)
Made 15 or more 3-point field goals: 15 vs. Missouri (3/19/94)
Attempted 20-29 3-point field goals: 25 vs. Ohio State (2/25/98)
Attempted 30-39 3-point field goals: 32 at Marquette (12/31/94)
Attempted 40 or more 3-point field goals: never

Wisconsin FT Shooting

Shot 80-89 percent (min. 12 att.): .833 vs. Illinois (3/6/98)
Shot 90-99 percent (min. 12 att.): .962 vs. Michigan (2/26/92)
Shot 100 percent (min. 12 att.): 12-12 vs. Marquette (12/4/90)
Made 20-29 free throws: 20 vs. Michigan State (2/21/98)
Made 30-39 free throws: 31 at St. Bonaventure (12/14/96)
Made 40 or more free throws: 40 vs. Minnesota (1/12/53)
Attempted 30-39 free throws: 34 vs. Iowa (2/3/98)
Attempted 40-49 free throws: 47 at St. Bonaventure (12/14/96)
Attempted 50-59 free throws: 50 at Indiana (2/12/62)
Attempted 60 or more free throws: 61 at Michigan (2/21/53)

Wisconsin Scoring

Scored 70-79 points: 70 at Michigan (2/28/98)
Scored 80-89 points: 80 vs. Illinois State (11/18/97)
Scored 90-99 points: 94 vs. UW-Milwaukee (12/23/95)
Scored 100 or more points: 105 vs. Eastern Illinois (12/28/95)

Wisconsin Rebounding

Had 40-49 rebounds: 40 vs. Ohio State (2/25/98)
Had 50-59 rebounds: 52 at Northwestern (2/15/95)

Wisconsin Assists

Had 20-29 assists: 22 vs. Eastern Illinois (12/28/95)
Had 30 or more assists: 30 vs. Iowa (3/9/94)

Wisconsin Blocked Shots

Had at least 10 blocked shots: 10 at Illinois (1/22/92)

Wisconsin Steals

Had 10-14 steals: 12 vs. Iowa (2/3/98)
Had 15 or more steals: 15 vs. Central Connecticut State (12/5/91)

Miscellaneous

Tale of the Tape

TALLEST BADGERS

7-0	Eino Hendrickson	1967, 68, 70
	Bob Hinga	1973
	Grant Johnson	1991, 92, 93
	Paul Grant	1997
6-11	Kim Hughes	1972, 73, 74
	Kerry Hughes	1972, 73, 74
	Mark Newburg	1976, 77, 79, 80
	Brad Sellers	1982, 83
	Kurt Portmann	1987, 88, 89, 90
	Rashard Griffith	1994, 95

SHORTEST BADGERS

5-7	Eugene Mathews	1945, 46
	Arthur Rizzi	1947
	Mike Daly	1953, 54
5-8	Paul Bronson	1943
	Arthur Rizzi	1946
	Steven Stephens	1956
	Ronald Weisner	1952, 53

HEAVIEST BADGERS

270	Rashard Griffith	1995
265	Rashard Griffith	1994
255	Patrick Tompkins	1991
245	Bob Hinga	1973
	Larry Petty	1979
	Brian Kelley	1992
	Paul Grant	1997

LIGHTEST BADGERS

132	Eugene Mathews	1946
140	Richard Box	1960
144	Mike Daly	1953
145	James Bohlen	1963
148	Mickey McKichan	1958

Heights and weights available since 1940

Four-year Starters

Since 1972-73, when freshmen were made eligible by the NCAA, five Badgers have been four-year starters.

NAME	YEARS	G-GS
Joe Chnelich	1977-80	109-108
Larry Petty	1978-81	110-99
Rick Olson	1983-86	112-112
Danny Jones	1987-90	118-109
Michael Finley	1992-95	115-112

Chnelich, Olson, Jones and Finley are the only four players in school history to start more than 100 games. Olson started all 112 games the Badgers played during his four-year career.



Rashard Griffith was an imposing figure at 6-11, 270 pounds.

Milestone Victories

NO.	OPPONENT	SCORE	DATE	COACH
1	at Wayland Academy	25-15	Feb. 23, 1900	James Elsom
100	Illinois	27-10	Jan. 13, 1912	Walter Meanwell
200	at Purdue	24-18	March 13, 1918	Guy Lowman
300	Michigan	26-22	Jan. 9, 1928	Walter Meanwell
400	Chicago	40-32	Feb. 29, 1936	Harold Foster
500	Michigan	55-44	Feb. 10, 1945	Harold Foster
600	at Louisiana State	82-66	Dec. 19, 1953	Harold Foster
700	Northwestern	93-87 OT	Feb. 23, 1965	John Erickson
800	Southern Methodist	74-73	Dec. 28, 1973	John Powless
900	Florida A&M	100-56	Nov. 26, 1983	Steve Yoder
1000	at Northwestern	74-57	Jan. 24, 1991	Steve Yoder
1100	vs. Oklahoma	75-64	Nov. 29, 1997	Dick Bennett

Year-by-Year Results

1898-99

(0-3)

Coach: Dr. J.C. Elsom

J 21.....at UW-Milwaukee Alumni.....L	15-25
F 18.....at Lawrence.....L	18-20
M 4.....at UW-Milwaukee Alumni.....L	10-13

1899-1900

(1-1)

Coach: Dr. J.C. Elsom

F 17.....at Minnesota.....L	15-17
F 23.....at Wayland Academy.....W	25-15

1900-01

(1-1)

Coach: Dr. J.C. Elsom

J 18.....at Wayland Academy.....W	35-22
F 23.....at Minnesota.....L	15-42

1901-02

(7-3)

Coach: Dr. J.C. Elsom

D 13.....at Lewis Institute.....W	32-21
D 14.....at Armour Institute.....W	20-14
D 27.....at UW-Milwaukee.....W	37-18
J 1.....Yale %.....L	20-35
J 4.....at UW-Milwaukee Alumni.....W	48-12
J 11.....at La Crosse YMCA.....W	59-16
J 25.....at Lawrence.....W	51-20
F 15.....at Sun Prairie.....W	18-9
F 22.....at Minnesota.....L	10-30
M 7.....at Ripon.....L	21-28
% — at Milwaukee	

1902-03

(5-2)

Coach: Dr. J.C. Elsom

N 28.....at Sheboygan YMCA.....W	45-16
D 19.....at Dubuque YMCA.....W	34-14
F 21.....at Minnesota.....L	11-33
F 28.....at Co. E Fond du Lac.....L	17-21
M 6.....at Duluth YMCA.....W	42-16
M 7.....at UW-Superior.....W	27-9
M 13.....at Wausau YMCA.....W	37-33

1903-04

(11-4)

Coach: Dr. J.C. Elsom

N 27.....at Sheboygan.....W	26-24
N 28.....at Milwaukee AC.....L	18-30
D 19.....at Chicago YMCA.....L	19-62
D 29.....at Milwaukee West HS.....W	27-20
F 5.....at Oshkosh YMCA.....W	39-28
F 6.....at Co. E Fond du Lac.....W	25-21
F 20.....Milwaukee AC.....W	35-13

F 27.....at N'western College (WI).....W	41-31
M 1.....at Grinnell.....W	30-28
M 2.....at Highland Park.....W	29-21
M 3.....at Sioux City YMCA.....L	16-44
M 4.....at Nebraska Wesleyan.....W	47-32
M 5.....at Nebraska.....L	22-25
M 11.....Co. G Madison.....W	22-15
M 18.....at Co. F Portage.....W	48-17

J 18.....at Institute AC.....L	20-34
J 19.....at Sharon AC.....W	41-31
J 20.....at Buckland Guards.....L	31-34
J 21.....at Oberlin.....L	31-41
M 3.....at Co. F Portage.....W	52-28
M 17.....at Chicago.....W	29-24

1905-06

(12-2; Big Ten 6-2, 2nd)

Coach: Emmett Angell

D 14.....at Manitowoc.....W	35-25
D 15.....at Menasha.....W	30-22
D 16.....at UW-Oshkosh.....W	30-21
J 13.....Lawrence.....W	25-20
J 19.....at Armour Institute.....W	37-15
J 20.....at Purdue.....W	34-14
F 3.....Purdue.....W	31-15
F 23.....Minnesota.....W	31-24
M 2.....at Chicago.....L	18-35
M 3.....at Illinois.....W	36-32
M 9.....Chicago.....W	22-19
M 10.....Illinois #.....W	1-0
M 16.....Co. C Hudson.....W	31-20
M 17.....at Minnesota.....L	10-16
# — forfeit	

1906-07

(11-3; Big Ten 6-2, 1st-tie)

BIG TEN CO-CHAMPIONS

Coach: Emmett Angell

D 8.....Milton.....W	38-14
D 14.....Ripon.....W	41-20
J 4.....Columbia.....L	9-30
J 11.....at UW-Stout.....W	29-19
J 12.....at Minnesota.....L	11-18
J 18.....at Beloit.....W	38-11
J 19.....at Illinois.....W	22-16
J 25.....at Purdue.....W	33-27
J 26.....at Chicago.....L	14-24
F 1.....Illinois.....W	47-13
F 21.....Nebraska.....W	35-31
M 6.....Chicago.....W	22-11
M 9.....Minnesota.....W	31-20
M 15.....Purdue.....W	37-10


1907-08

(10-2; Big Ten 7-1, 1st-tie)

BIG TEN CO-CHAMPIONS

Coach: Emmett Angell

D 14.....Beloit.....W	38-13
D 20.....Wisconsin Alumni.....W	42-22
J 17.....at Purdue.....W	28-24
J 18.....at Illinois.....W	28-20
J 23.....Purdue.....W	34-13
J 25.....Chicago.....W	37-17
J 31.....Minnesota.....W	29-16
F 28.....at Chicago.....L	19-24
M 3.....Nebraska.....W	34-4
M 7.....at Minnesota.....W	34-14
M 9.....Illinois.....W	27-14
M 12.....Chicago #.....L	16-18
# — Big Ten title playoff game, Madison	



The Badgers defeated Penn State in the final game at the UW Field House on Jan. 14, 1998.

1904-05

(10-8)

Coach: Emmett Angell

D 2.....at Co. G Sparta.....W	75-10
D 3.....at UW-La Crosse.....W	54-16
D 27.....at Sheboygan.....W	45-28
D 28.....at Co. G Appleton.....W	26-12
D 29.....at Co. F Oconto.....W	55-17
D 30.....at Two Rivers AC.....L	30-31
J 7.....Beloit.....W	80-10
J 12.....at Ohio State.....L	22-25
J 13.....at Rochester.....W	26-17
J 14.....at Wash. Continentals.....L	22-26
J 16.....at Co. E New York.....L	27-34
J 17.....at Columbia.....L	15-21

Year-by-Year Results, cont.

1908-09

(8-4; Big Ten 5-4, 3rd)
Coach: Haskell Noyes

D 19.....Lawrence.....	W	53-13
J 8.....Ripon.....	W	36-10
J 13.....Beloit.....	W	52-4
J 15.....at Purdue.....	L	20-23
J 16.....at Illinois.....	L	19-28
J 23.....Illinois.....	W	20-10
J 30.....at Minnesota.....	W	14-13
F 6.....Chicago.....	L	15-18
F 27.....Purdue.....	W	29-6
M 1.....Iowa.....	W	30-9
M 6.....at Chicago.....	L	4-18
M 9.....Minnesota.....	W	37-14

1909-10

(9-5; Big Ten 7-5, 3rd)
Coach: Haskell Noyes

D 15.....Beloit.....	W	24-9
D 17.....Ripon.....	W	32-5
J 8.....Northwestern.....	W	55-9
J 25.....Illinois.....	W	28-16
J 21.....at Illinois.....	L	14-34
J 22.....at Purdue.....	L	17-29
J 28.....at Chicago.....	L	14-16
J 29.....at Indiana.....	L	11-13
F 5.....Minnesota.....	W	24-14
F 25.....at Minnesota.....	L	9-16
F 26.....at Northwestern.....	W	39-11
M 5.....Chicago.....	W	11-10
M 7.....Indiana.....	W	33-8
M 12.....Purdue.....	W	38-14

1910-11

(9-6; Big Ten 6-6, 5th)
Coach: Haskell Noyes

D 10.....Beloit.....	W	32-9
D 17.....Ripon.....	W	43-8
J 7.....Lawrence.....	W	39-9
J 13.....at Purdue.....	L	16-34
J 14.....at Northwestern.....	W	29-9
J 21.....Illinois.....	W	20-17
J 28.....Chicago.....	W	46-22
F 3.....Indiana.....	W	51-9
F 4.....at Minnesota.....	L	16-17
F 24.....Purdue.....	W	45-17
M 1.....Minnesota.....	L	13-21
M 4.....at Chicago.....	L	22-24
M 8.....Northwestern.....	W	23-11
M 10.....at Indiana.....	L	18-21
M 11.....at Illinois.....	L	18-21

1911-12

(15-0; Big Ten 12-0, 1st-tie)
BIG TEN CO-CHAMPIONS
HELMS ATHLETIC FOUNDATION
NATIONAL CHAMPIONS
Coach: Walter Meanwell

D 9.....Beloit.....	W	31-18
D 16.....Ripon.....	W	54-13
D 20.....at Beloit.....	W	20-12
J 5.....at Iowa.....	W	38-12
J 6.....at Northwestern.....	W	32-19
J 13.....Illinois.....	W	27-10

J 20.....Minnesota.....	W	22-12
J 27.....at Chicago.....	W	18-15
F 12.....Iowa.....	W	30-5
F 17.....Indiana.....	W	51-10
F 24.....Northwestern.....	W	46-11
M 2.....Chicago.....	W	34-24
M 9.....at Minnesota (OT).....	W	29-26
M 15.....at Illinois.....	W	23-15
M 16.....at Indiana.....	W	32-21

1912-13

(14-1; Big Ten 11-1, 1st)
BIG TEN CHAMPIONS
Coach: Walter Meanwell

D 7.....Ripon.....	W	40-13
D 12.....Beloit.....	W	33-10
D 18.....Lake Forest.....	W	44-15
J 11.....at Illinois.....	W	16-15
J 13.....at Purdue.....	W	25-15
J 18.....at Minnesota.....	W	19-11
J 21.....Ohio State.....	W	22-11
J 25.....Chicago.....	W	31-18
F 13.....at Indiana.....	W	30-19
F 15.....at Ohio State.....	W	27-22
F 21.....Illinois.....	W	18-13
F 25.....Minnesota.....	W	29-11
F 27.....Indiana.....	W	48-10
M 1.....Purdue.....	W	22-19
M 7.....at Chicago.....	L	10-23

1913-14

(15-0; Big Ten 12-0, 1st)
BIG TEN CHAMPIONS
HELMS ATHLETIC FOUNDATION
NATIONAL CHAMPIONS
Coach: Walter Meanwell

D 13.....Knox.....	W	48-15
D 18.....Beloit.....	W	45-15
J 6.....Parsons.....	W	50-0
J 10.....at Illinois.....	W	26-25
J 12.....at Indiana.....	W	57-15
J 17.....Minnesota.....	W	28-7
J 24.....at Chicago.....	W	16-14
F 10.....Northwestern.....	W	38-9
F 13.....Purdue (OT).....	W	25-20
F 17.....at Northwestern.....	W	33-26
F 20.....Illinois.....	W	29-16
F 24.....Indiana.....	W	46-24
F 28.....at Minnesota.....	W	27-9
M 6.....Chicago.....	W	25-18
M 10.....at Purdue.....	W	27-13

1914-15

(13-4; Big Ten 8-4, 3rd)
Coach: Walter Meanwell


D 11.....Beloit.....	W	28-16
D 14.....Arkansas State.....	W	45-7
D 18.....Lawrence.....	W	29-21
J 2.....at UW-Milwaukee.....	W	21-10
J 5.....Grinnell.....	W	41-19
J 9.....at Indiana.....	W	39-18
J 11.....at Purdue (OT).....	W	28-24
J 16.....at Minnesota.....	W	23-20
J 18.....Indiana.....	W	47-15
J 23.....Chicago.....	L	19-24
F 8.....at Illinois.....	L	19-39
F 13.....Illinois.....	L	17-19

F 16.....at Ohio State.....	W	26-17
F 19.....Purdue.....	W	26-21
F 27.....Minnesota.....	W	31-7
M 6.....Ohio State.....	W	23-12
M 12.....at Chicago.....	L	18-30

1915-16

(20-1; Big Ten 11-1, 1st)
BIG TEN CHAMPIONS
HELMS ATHLETIC FOUNDATION
NATIONAL CHAMPIONS
Coach: Walter Meanwell

D 10.....Beloit.....	W	38-11
D 15.....Lawrence.....	W	46-16
D 30.....at Ripon.....	W	27-15
D 30.....at Ripon Reserves.....	W	41-7
D 31.....at UW-Milwaukee.....	W	51-12
J 1.....at UW-Milwaukee Alumni.....	W	24-18
J 1.....at UW-Milwaukee.....	W	39-8
J 3.....Wabash.....	W	24-14
J 8.....at Purdue.....	W	33-17
J 10.....at Iowa (OT).....	W	36-31
J 15.....Minnesota.....	W	31-11
J 18.....Northwestern.....	W	22-18
J 22.....at Illinois.....	L	20-27
J 29.....at Chicago.....	W	29-18
F 14.....Neb. Wesleyan.....	W	25-20
F 19.....Illinois.....	W	35-14
F 25.....Purdue.....	W	34-22
F 28.....Iowa.....	W	39-17
M 4.....at Minnesota.....	W	32-14
M 8.....Chicago.....	W	24-12
M 11.....at Northwestern.....	W	24-21



Coach Walter "Doc" Meanwell

Year-by-Year Results, cont.

1916-17

(15-3; Big Ten 9-3, 4th)

Coach: Walter Meanwell

D 9.....Beloit.....	W	58-11
D 13.....Ripon.....	W	30-17
D 16.....North Central (IL).....	W	50-21
D 20.....Lawrence.....	W	41-14
D 21.....at UW-Milwaukee M Club.....	W	35-23
J 3.....at Ripon.....	W	24-20
J 6.....at Ohio State.....	W	30-22
J 8.....at Northwestern (OT).....	W	29-21
J 13.....at Minnesota.....	L	25-33
J 20.....Illinois.....	W	25-14
J 26.....Chicago.....	L	13-21
F 12.....Northwestern.....	W	23-21
F 17.....Ohio State.....	W	40-15
F 24.....at Illinois.....	L	17-20
M 3.....at Chicago.....	W	25-16
M 6.....Indiana.....	W	29-14
M 10.....Minnesota.....	W	16-13
M 15.....at Indiana.....	W	18-16

1917-18

(14-3; Big Ten 9-3, 1st)

BIG TEN CHAMPIONS

Coach: Guy Lowman

D 8.....Beloit.....	W	26-21
D 13.....Ripon.....	W	33-13
D 15.....North Central (IL).....	W	18-13
D 19.....Marquette.....	W	15-14
J 2.....at Ripon.....	W	35-16
J 5.....at Northwestern.....	L	17-33
J 8.....at Iowa.....	W	36-22
J 19.....at Illinois.....	W	22-21
J 21.....Iowa.....	W	34-19
J 26.....Purdue.....	W	21-16
F 16.....at Chicago.....	L	21-23
F 23.....Illinois.....	W	23-15
M 2.....at Minnesota.....	W	18-17
M 7.....Northwestern.....	W	26-18
M 9.....Chicago.....	W	16-13
M 13.....at Purdue.....	W	24-18
M 16.....Minnesota.....	L	11-19

1918-19

(5-11; Big Ten 3-9, 10th)

Coach: Guy Lowman

D 27.....at Camp Grant (OT).....	W	16-15
D 28.....at Great Lakes.....	L	14-43
D 30.....at UW-Milwaukee.....	W	39-18
J 4.....Great Lakes.....	L	12-14
J 11.....Northwestern.....	L	15-20
J 18.....at Minnesota.....	L	11-38
J 25.....Illinois.....	L	15-25
F 1.....Chicago.....	L	19-24
F 10.....Iowa.....	W	29-18
F 15.....at Illinois.....	L	14-16
F 22.....at Northwestern.....	L	23-32
F 24.....at Indiana.....	W	29-16
M 1.....Minnesota.....	L	12-23
M 8.....at Chicago.....	W	25-15
M 10.....at Iowa.....	L	27-29
M 15.....Indiana.....	L	12-22

1919-20

(15-5; Big Ten 7-5, 5th)

Coach: Guy Lowman

D 5.....UW-River Falls.....	W	36-17
D 13.....Ripon (OT).....	W	19-16
D 16.....Beloit.....	W	33-11
D 19.....at Ripon.....	W	20-13
D 20.....at UW-Oshkosh.....	W	17-7
J 1.....at UW-Milwaukee.....	W	36-10
J 3.....at Great Lakes.....	W	27-19
J 5.....at Iowa.....	W	35-18
J 10.....Great Lakes.....	W	33-15
J 17.....at Chicago.....	L	19-37
J 19.....Iowa.....	L	20-21
J 24.....at Illinois.....	L	20-43
J 31.....Minnesota.....	W	28-12
F 14.....Michigan.....	W	40-13
F 21.....Illinois.....	W	33-29
F 24.....Ohio State.....	W	31-27
F 28.....at Minnesota.....	L	26-32
M 6.....at Michigan.....	L	20-23
M 8.....at Ohio State.....	W	34-22
M 12.....Chicago.....	W	26-17

1920-21

(13-4; Big Ten 8-4, 1st-tie)

BIG TEN CO-CHAMPIONS

Coach: Walter Meanwell

D 10.....Knox.....	W	29-16
D 12.....UW-River Falls.....	W	28-8
D 17.....at UW-La Crosse.....	W	24-12
D 18.....at Marquette.....	W	23-18
D 29.....South Dakota State.....	W	24-11
J 3.....at Northwestern.....	L	12-13
J 8.....at Michigan.....	W	27-24
J 15.....at Chicago.....	L	27-39
J 22.....Illinois.....	W	23-18
J 24.....Michigan.....	W	25-17
J 29.....at Minnesota.....	L	21-22
F 12.....Northwestern.....	W	22-10
F 19.....at Illinois.....	L	9-17
F 21.....at Ohio State.....	W	40-21
F 26.....Chicago.....	W	25-19
M 5.....Minnesota.....	W	18-12
M 8.....Ohio State.....	W	34-24

1921-22

(14-5; Big Ten 8-4, 2nd-tie)

Coach: Walter Meanwell

D 10.....Michigan State.....	W	27-13
D 16.....Butler.....	L	20-26
D 17.....Ripon.....	W	27-17
D 20.....Knox.....	W	15-9
D 22.....at UW-Milwaukee M Club.....	W	23-19
D 23.....at UW-La Crosse.....	W	24-21
J 3.....Nebraska.....	W	27-14
J 7.....at Iowa.....	W	18-15
J 9.....at Northwestern.....	W	21-9
J 14.....Michigan (OT).....	W	18-16
J 21.....Minnesota.....	L	15-17
F 10.....Illinois.....	W	25-23
F 13.....Iowa.....	L	18-24
F 18.....at Michigan.....	L	17-18
F 22.....Northwestern.....	W	23-11
F 27.....at Illinois.....	L	35-37
M 4.....at Minnesota.....	W	34-20
M 8.....Chicago.....	W	24-17
M 11.....at Chicago.....	W	31-24

1922-23

(12-3; Big Ten 11-1, 1st-tie)

BIG TEN CO-CHAMPIONS

Coach: Walter Meanwell

D 15.....Butler.....	L	13-20
D 19.....Lombard.....	W	37-9
J 3.....Marquette.....	L	8-9
J 6.....at Northwestern.....	W	21-10
J 8.....at Indiana.....	W	17-10
J 13.....Chicago.....	W	24-11
J 20.....at Minnesota.....	W	24-12
F 6.....at Purdue.....	L	13-17
F 14.....at Michigan.....	W	18-15
F 19.....Michigan.....	W	16-11
F 24.....Purdue.....	W	20-19
M 3.....Minnesota.....	W	36-10
M 5.....Northwestern.....	W	29-17
M 10.....at Chicago.....	W	33-11
M 12.....Indiana.....	W	35-17

1923-24

(11-5-1; Big Ten 8-4, 1st-tie)

BIG TEN CO-CHAMPIONS

Coach: Walter Meanwell

D 8.....Milliken.....	W	53-13
D 14.....DePauw (3OT).....	T	25-25
D 19.....at Marquette.....	W	27-7
J 2.....Franklin College.....	L	18-21
J 5.....at Indiana.....	W	23-21
J 12.....at Northwestern.....	W	25-10
J 14.....Indiana.....	W	28-27
J 26.....at Chicago.....	L	18-35
F 12.....Butler.....	W	25-23
F 16.....Illinois.....	W	13-12
F 23.....at Ohio State.....	L	13-27
F 25.....at Illinois.....	L	20-31
M 1.....Northwestern.....	W	23-14
M 3.....Ohio State.....	W	30-20
M 8.....at Iowa.....	L	19-22
M 11.....Iowa.....	W	36-26
M 15.....Chicago.....	W	30-14

1924-25

(6-11; Big Ten 3-9, 9th)

Coach: Walter Meanwell

D 12.....Wabash.....	W	21-20
D 19.....Butler.....	L	16-22
D 22.....Grinnell.....	W	29-15
J 6.....DePauw.....	W	27-22
J 10.....at Minnesota.....	L	14-16
J 13.....Ohio State.....	L	20-27
J 19.....at Michigan.....	L	12-14
J 24.....Minnesota.....	L	14-25
F 11.....Franklin College.....	L	11-26
F 16.....Iowa.....	W	16-15
F 21.....at Illinois.....	L	25-35
F 23.....Purdue.....	L	22-30
F 28.....Michigan.....	L	16-27
M 3.....at Iowa.....	W	25-23
M 9.....Illinois.....	W	24-9
M 12.....at Purdue.....	L	26-32
M 14.....at Ohio State.....	L	23-37



Sen. Herb Kohl addresses the Kohl Center crowd prior to the first game played in the building on Jan. 17, 1998.

1925-26

(8-9; Big Ten 4-8, 8th-tie)

Coach: Walter Meanwell

D 7.....North Dakota State.....L11-16
D 12.....South Dakota StateW48-9
D 18.....at Marquette.....W42-26
J 2.....DePauw.....W32-31
J 5.....Minnesota.....W36-24
J 11.....Indiana.....W33-31
J 16.....Chicago.....L15-17
J 23.....Northwestern.....W35-27
F 5.....Butler.....W31-24
F 13.....at Chicago.....W26-23
F 16.....at Northwestern.....L26-36
F 20.....Purdue.....L21-29
F 22.....at Michigan.....L13-22
F 26.....at Purdue.....L31-32
M 1.....Michigan (OT).....L23-24
M 5.....at Minnesota.....L19-31
M 9.....at Indiana.....L20-35

1926-27

(10-7; Big Ten 7-5, 4th-tie)

Coach: Walter Meanwell

D 17.....Franklin College.....L24-27
D 22.....at Marquette.....W29-26
D 30.....DePauw.....W24-20
J 3.....Syracuse #.....W31-24
J 8.....Indiana.....L23-28
J 10.....Ohio State.....W25-16
J 15.....at Northwestern.....W28-18
J 17.....at Chicago (OT).....W33-30
J 22.....Northwestern.....W25-24

F 8.....Notre Dame.....L14-19
F 12.....Chicago.....W31-20
F 19.....at Ohio State.....L16-20
F 22.....Iowa.....W24-21
F 26.....at Indiana.....L23-31
F 28.....at Illinois.....L28-32
M 5.....Illinois.....W39-13
M 11.....at Iowa.....L17-26
— at Cleveland

1927-28

(13-4; Big Ten 9-3, 3rd-tie)

Coach: Walter Meanwell

D 10.....Coe.....W18-6
D 16.....Butler.....W25-18
D 19.....DePauw.....W32-17
J 2.....Oregon State.....W36-21
J 7.....at Ohio State.....W30-13
J 9.....Michigan.....W26-22
J 14.....at Minnesota.....W35-26
J 16.....Illinois.....L33-34
F 7.....Notre Dame.....L14-21
F 11.....Minnesota.....W38-18
F 18.....Ohio State.....W21-18
F 20.....at Iowa.....W31-21
F 23.....Purdue.....W28-22
F 25.....at Purdue.....L15-31
M 3.....Iowa.....W20-17
M 5.....at Michigan.....L19-42
M 9.....at Illinois.....W32-22

1928-29

(15-2; Big Ten 10-2, 1st-tie)

BIG TEN CO-CHAMPIONS

Coach: Walter Meanwell

D 10.....Franklin College.....W37-19
D 15.....Pittsburgh #.....W34-24
D 29.....Lombard.....W29-12
J 1.....Carleton.....W32-24
J 5.....at Minnesota.....W29-21
J 7.....Michigan.....L23-31
J 12.....at Chicago.....W33-21
J 14.....Indiana.....W24-20
J 19.....Minnesota.....W39-17
J 21.....at Purdue.....W31-26
F 12.....Bradley.....W48-22
F 16.....at Indiana.....W27-25
F 18.....Northwestern.....W37-23
F 23.....at Northwestern.....W31-25
F 25.....Purdue.....W27-24
M 4.....at Michigan.....L22-37
M 9.....Chicago.....W19-15
— at Milwaukee

1929-30

(15-2; Big Ten 8-2, 2nd)

Coach: Walter Meanwell

D 14.....Monmouth.....W28-10
D 19.....Lombard.....W27-18
D 28.....Lombard.....W22-11
D 31.....Iowa State.....W34-17
J 1.....at Northwestern.....L14-23
J 11.....at Ohio State.....W32-25
J 18.....Illinois.....W14-9

Year-by-Year Results, cont.

J 20.....Chicago.....	W	33-23
J 23.....at Indiana (OT).....	W	23-21
F 8.....Carroll.....	W	22-13
F 11.....Marquette.....	W	29-15
F 13.....at Marquette.....	W	29-22
F 15.....Northwestern.....	W	29-22
F 22.....at Chicago.....	L	21-23
F 24.....at Illinois.....	W	23-17
M 3.....Ohio State.....	W	32-23
M 8.....Indiana.....	W	34-23

F 11.....at Illinois.....	L	25-38
F 13.....at Iowa.....	L	25-31
F 18.....Indiana (OT).....	L	28-29
F 20.....Illinois.....	L	15-29
F 25.....Northwestern.....	L	28-30
F 27.....at UW-Stevens Point.....	L	24-28
M 4.....at Ohio State.....	L	20-37
M 6.....at Chicago.....	W	28-16
M 7.....at Loyola (IL).....	L	24-39


D 22.....at Marquette.....	L	25-33
D 29.....Pittsburgh.....	L	27-31
D 31.....Michigan State (OT).....	W	23-21
J 5.....Purdue.....	L	18-19
J 7.....Northwestern.....	W	16-9
J 12.....at Indiana.....	W	30-23
J 14.....Michigan.....	W	34-20
J 19.....at Northwestern.....	L	31-36
J 21.....Minnesota.....	W	38-31
F 9.....DePauw.....	W	28-27
F 11.....Chicago.....	W	26-24
F 16.....Indiana (OT).....	W	37-27
F 18.....at Minnesota.....	W	28-27
F 23.....at Michigan.....	W	33-19
M 2.....at Chicago.....	W	48-25
M 4.....at Purdue.....	L	24-43

1930-31

(8-9; Big Ten 4-8, 7th-tie)

Coach: Walter Meanwell

D 13.....Carroll.....	W	17-14
D 18.....Pennsylvania.....	W	25-12
D 22.....Missouri.....	W	37-9
D 30.....at Marquette.....	L	14-16
J 5.....at Illinois.....	W	12-9
J 10.....at Ohio State.....	L	19-29
J 12.....at Michigan.....	L	17-23
J 17.....Iowa.....	W	24-13
J 19.....at Minnesota.....	L	26-28
J 24.....Illinois.....	W	30-20
F 9.....Washington U.....	W	39-9
F 14.....Minnesota.....	L	15-42
F 16.....at Iowa.....	L	17-19
F 21.....at Purdue.....	L	27-46
F 23.....Ohio State.....	W	28-24
F 28.....Michigan.....	L	15-26
M 2.....Purdue.....	L	17-24



1947 Big Ten MVP Glen Selbo

1931-32

(8-10; Big Ten 3-9; 8th-tie)

Coach: Walter Meanwell

D 11.....Brigham Young.....	W	30-16
D 15.....Pittsburgh.....	W	30-29
D 21.....at Marquette.....	L	23-26
D 30.....Maryland (OT).....	W	32-30
J 4.....at Northwestern (OT).....	L	30-31
J 9.....Michigan.....	W	18-24
J 11.....at Purdue.....	L	22-38
J 16.....at Chicago.....	W	24-18
J 18.....Northwestern.....	L	24-28
F 8.....Marquette.....	W	18-16
F 10.....Butler.....	W	28-17
F 15.....at Indiana.....	L	21-33
F 20.....at Minnesota.....	L	17-43
F 22.....Chicago.....	W	34-23
F 27.....Purdue.....	L	21-28
F 29.....at Michigan.....	L	13-33
M 5.....Indiana.....	W	35-26
M 7.....Minnesota.....	L	21-23

1932-33

(7-13; Big Ten 4-8, 8th)

Coach: Walter Meanwell

D 10.....Carleton.....	L	29-34
D 17.....Marquette.....	L	16-18
D 22.....at Maryland.....	W	22-13
D 30.....Michigan State.....	W	26-16
J 3.....at Marquette.....	L	16-22
J 7.....Chicago.....	W	26-17
J 9.....Iowa.....	W	21-19
J 14.....at Indiana (OT).....	W	38-37
J 16.....at Northwestern.....	L	22-40
F 3.....Loyola (IL).....	W	28-26
F 6.....Ohio State.....	L	30-31

1933-34

(14-6; Big Ten 8-4, 2nd-tie)

Coach: Walter Meanwell

D 4.....Ripon.....	W	47-18
D 8.....Carleton.....	W	38-18
D 11.....Carroll.....	W	44-17
D 16.....Marquette.....	W	32-30
D 20.....at UW-Stevens Point.....	W	35-10
D 30.....Butler.....	W	37-27
J 2.....at Marquette.....	L	26-28
J 6.....at Illinois.....	L	17-20
J 8.....at Iowa.....	L	26-32
J 13.....Michigan.....	W	34-23
J 15.....Purdue.....	L	26-27
F 5.....Michigan State.....	L	22-23
F 10.....at Minnesota.....	W	31-30
F 12.....Ohio State.....	W	42-23
F 17.....Illinois.....	W	28-22
F 19.....at Michigan.....	W	32-26
F 24.....at Ohio State.....	W	44-38
F 26.....at Purdue.....	L	25-37
M 3.....Iowa.....	W	35-32
M 5.....Minnesota.....	W	34-23

1934-35

(15-5; Big Ten 9-3, 1st-tie)

BIG TEN CO-CHAMPIONS

Coach: Harold Foster

N 30.....Franklin College.....	W	34-11
D 7.....Carleton.....	W	27-26
D 10.....Wabash.....	W	33-20
D 15.....Marquette.....	W	29-20

1935-36

(11-9; Big Ten 4-8, 8th)

Coach: Harold Foster

D 2.....DePauw.....	W	18-16
D 6.....Michigan State.....	W	26-21
D 9.....Hamline.....	W	29-20
D 14.....Marquette.....	W	35-22
D 21.....at Marquette.....	W	46-21
D 23.....at DePaul.....	L	22-27
J 1.....Washburn.....	W	36-27
J 4.....at Ohio State.....	L	23-44
J 6.....at Chicago (OT).....	W	38-36
J 11.....Illinois.....	L	27-29
J 13.....Iowa.....	W	27-21
J 20.....Indiana.....	L	24-26
F 8.....Butler.....	W	28-24
F 10.....Ohio State.....	W	34-25
F 15.....at Illinois.....	L	20-36
F 17.....at Iowa.....	L	25-32
F 22.....at Indiana.....	L	21-54
F 24.....Northwestern.....	L	28-33
F 29.....Chicago.....	W	40-32
M 2.....at Northwestern.....	L	26-49

1936-37

(8-12; Big Ten 3-9, 8th-tie)

Coach: Harold Foster

D 4.....Ball State.....	W	38-33
D 7.....North Dakota.....	W	42-25
D 12.....Marquette.....	W	29-21
D 19.....at Marquette.....	W	35-29
D 21.....at Pittsburgh.....	L	30-41
D 23.....at Butler.....	L	23-43
D 30.....DePaul.....	L	17-33
J 4.....at Purdue.....	L	30-43
J 9.....Illinois.....	L	28-31
J 11.....at Ohio State.....	L	22-28
J 16.....Michigan.....	L	31-43
J 18.....Iowa.....	W	29-23
F 6.....Michigan State.....	W	22-17
F 8.....Ohio State (OT).....	W	35-33
F 13.....Minnesota.....	L	32-37
F 20.....at Iowa.....	L	35-43
F 22.....at Illinois.....	L	31-48
F 27.....at Minnesota.....	L	17-30
M 1.....Purdue.....	W	46-43
M 6.....at Michigan.....	L	27-41

1937-38

(10-10; Big Ten 5-7, 7th)

Coach: Harold Foster

D 4.....Marquette	L	21-32
D 6.....North Dakota	W	41-22
D 11.....Pittsburgh	W	44-36
D 13.....at Notre Dame	L	31-33
D 18.....at Marquette	L	32-38
D 31.....Missouri	W	40-29
J 3.....at Northwestern	L	38-47
J 8.....Minnesota	W	35-28
J 10.....Chicago	W	50-27
J 15.....at Purdue	L	34-40
J 17.....Michigan	W	39-30
F 5.....Michigan State	W	30-27
F 7.....at Indiana	L	44-47
F 12.....Northwestern	L	23-27
F 14.....at Chicago	W	46-32
F 19.....Purdue	L	39-46
F 21.....at Michigan	L	29-58
F 23.....at Pennsylvania	W	52-44
F 28.....Indiana	W	34-32
M 5.....at Minnesota	L	28-35

1938-39

(10-10; Big Ten 4-8, 7th-tie)

Coach: Harold Foster

D 2.....Beloit	W	41-26
D 5.....Marquette	W	27-26
D 10.....Notre Dame	W	45-39
D 17.....at Marquette	L	27-46
D 19.....at Butler	L	21-24
D 20.....at Xavier (OH)	W	27-26
J 2.....Detroit	W	34-27
J 7.....Iowa	W	28-24
J 9.....Chicago	L	18-28
J 14.....at Indiana	L	19-43
J 16.....at Michigan	W	42-39
J 21.....Illinois	L	34-37
F 4.....Michigan State	W	39-37
F 6.....at Purdue	L	31-39
F 13.....at Northwestern	L	27-37
F 18.....Purdue (OT)	W	32-30
F 20.....at Minnesota	L	32-34
F 25.....Ohio State	L	38-46
F 27.....Minnesota	W	35-25
M 4.....at Chicago	L	33-39

1939-40

(5-15; Big Ten 3-9, 9th)

Coach: Harold Foster

D 4.....Carleton	W	37-19
D 9.....Marquette	W	46-39
D 12.....at Notre Dame	L	33-51
D 16.....at Marquette	L	28-41
D 30.....Nebraska #	L	43-53
J 2.....Stanford	L	26-39
J 6.....at Chicago	W	20-18
J 8.....Michigan	L	39-44
J 13.....at Purdue	L	36-49
J 15.....Indiana	L	34-40
F 3.....at Michigan State	L	41-48
F 5.....Butler	L	46-50
F 10.....at Iowa	L	35-37
F 12.....Minnesota	W	36-34
F 17.....at Ohio State	L	35-41
F 19.....at Illinois	L	35-37
F 24.....Purdue (OT)	L	45-48
F 26.....at Minnesota	L	39-44

M 2.....Northwestern	L	44-47
M 4.....Chicago	W	46-31
# — at Milwaukee		

1940-41

(20-3; Big Ten 11-1, 1st)

NCAA CHAMPIONS
BIG TEN CHAMPIONS

Coach: Harold Foster

D 2.....Ripon #	W	39-20
D 7.....Marquette	W	38-32
D 14.....Notre Dame	W	44-43
D 18.....Pittsburgh	L	34-36
D 21.....at Marquette	L	30-40
D 31.....Princeton \$	W	52-40
J 4.....at Nebraska	W	46-31
J 6.....at Minnesota	L	27-44
J 11.....Iowa	W	49-35
J 13.....Purdue (OT)	W	48-42
J 18.....at Michigan	W	40-30
J 20.....at Chicago	W	44-37
J 25.....Ohio State	W	46-31
F 8.....Butler	W	59-55
F 10.....at Northwestern (OT)	W	48-46
F 15.....Illinois	W	46-30
F 17.....at Purdue	W	43-42
F 22.....Chicago	W	65-25
F 24.....at Indiana	W	38-30
M 1.....Minnesota	W	42-32
M 21.....Dartmouth %	W	51-50
M 22.....Pittsburgh %	W	36-30
M 29.....Washington State *	W	39-34
# — at Wisconsin Rapids		
\$ — at Milwaukee		
% — NCAA Regionals, Madison		
* — NCAA Finals, Kansas City, MO		

1941-42

(14-7; Big Ten 10-5, 2nd-tie)

Coach: Harold Foster

D 1.....Carroll	W	56-35
D 6.....Marquette	W	35-34
D 13.....Notre Dame	W	43-35
D 20.....at Marquette	W	36-25
D 31.....Dartmouth #	L	49-57
J 3.....Illinois	L	40-55
J 5.....at Indiana	L	34-38
J 10.....at Iowa	L	45-49
J 12.....Chicago	W	56-24
J 17.....at Northwestern \$	W	49-46
J 19.....Michigan	W	58-36
J 24.....Indiana	W	42-36
F 7.....Great Lakes	L	42-47
F 9.....at Chicago	W	54-20
F 14.....Ohio State	W	49-39
F 16.....at Purdue	L	34-40
F 21.....Northwestern	W	59-47
F 23.....at Illinois	L	43-45
F 28.....at Ohio State	W	44-39
M 2.....at Minnesota	W	49-47
M 7.....Iowa	W	62-45
# — at Milwaukee		
\$ — at Chicago Stadium		

1942-43

(12-9; Big Ten 6-6, 4th-tie)

Coach: Harold Foster

D 5.....Marquette	W	45-36
D 12.....Camp Grant	W	38-36
D 14.....at Notre Dame (OT)	L	59-61
D 19.....at Marquette	W	50-38



Forward Chuck Epperson, center Gene Englund, guard Ted Strain, forward John Kotz and guard Fred Rehm comprised Wisconsin's starting five in 1940-41. The quintet led the Badgers to the NCAA title. Englund was the Big Ten MVP, earned all-America honors and set the conference scoring record that season.

Year-by-Year Results, cont.

D 21.....Oklahoma.....	W	48-37
D 31.....Harvard #.....	W	58-41
J 4.....Hamline.....	W	41-37
J 9.....at Northwestern \$.....	W	67-65
J 11.....Illinois.....	L	40-52
J 15.....at Michigan.....	L	34-38
J 16.....at Michigan.....	W	55-34
J 26.....at Great Lakes.....	L	43-61
J 30.....Minnesota.....	W	54-33
F 6.....Great Lakes.....	L	48-55
F 8.....Chicago.....	W	74-30
F 13.....Indiana.....	L	44-51
F 15.....Indiana.....	W	57-53
F 20.....at Illinois.....	L	26-50
F 22.....Northwestern.....	L	54-56
F 27.....at Purdue.....	W	53-45
M 1.....at Minnesota.....	L	34-48
# — at Milwaukee		
\$ — at Chicago Stadium		

1943-44

(12-9; Big Ten 9-3, 2nd-tie)
Coach: Harold Foster

N 29.....DePauw Pre-Flight.....	W	28-25
D 4.....Marquette.....	L	43-51
D 11.....at Notre Dame.....	L	31-41
D 13.....Camp Grant.....	L	40-51
D 18.....at Marquette.....	W	40-37
D 31.....Notre Dame #.....	W	47-45
J 3.....Illinois (OT).....	L	43-45
J 7.....at Illinois.....	W	43-38
J 8.....at Northwestern \$.....	L	38-60
J 14.....Michigan.....	W	50-41
J 15.....Michigan.....	W	42-31
J 29.....at Minnesota.....	W	49-30
F 4.....Northwestern (2OT).....	W	50-47
F 7.....Great Lakes.....	L	40-63
F 11.....at Indiana.....	W	62-43
F 12.....at Indiana.....	W	52-31
F 19.....Purdue (OT).....	L	50-52
F 25.....Minnesota.....	W	50-33
M 3.....at DePaul \$.....	L	35-48
M 4.....at Chicago.....	W	74-46
M 5.....at Great Lakes.....	L	47-63
# — at Milwaukee		
\$ — at Chicago Stadium		

1944-45

(10-11; Big Ten 4-8, 6th-tie)
Coach: Harold Foster

D 2.....Lawrence.....	W	48-22
D 9.....Marquette.....	W	45-40
D 16.....Notre Dame.....	L	46-57
D 20.....Iowa Pre-Flight.....	W	51-43
D 23.....at Marquette.....	W	46-39
D 30.....Missouri #.....	W	52-37
J 6.....Northwestern.....	L	37-52
J 8.....at Truax Field.....	W	53-42
J 13.....Minnesota.....	W	46-37
J 22.....Great Lakes.....	L	51-66
J 27.....at Northwestern \$.....	W	44-43
J 29.....at Purdue.....	L	34-45
F 2.....at Michigan.....	L	39-50
F 3.....at Ohio State.....	L	36-40
F 4.....at Great Lakes.....	L	49-59
F 9.....Ohio State.....	L	34-63
F 10.....Michigan.....	W	55-44
F 17.....Purdue.....	W	64-48
F 19.....at Iowa.....	L	53-54
F 24.....Iowa.....	L	38-68
M 3.....at Minnesota.....	L	50-54
# — at Milwaukee		
\$ — at Chicago Stadium		

1945-46

(4-17; Big Ten 1-11, 9th)
Coach: Harold Foster

D 1.....Carroll.....	W	67-25
D 3.....Ripon.....	W	59-24
D 8.....Marquette.....	W	42-32
D 15.....at Notre Dame.....	L	51-65
D 17.....Great Lakes.....	L	47-54
D 22.....at Marquette.....	L	41-62
D 23.....at Great Lakes.....	L	39-53
J 1.....Illinois.....	L	31-56
J 5.....Minnesota.....	L	45-59
J 7.....at Iowa.....	L	50-57
J 12.....Purdue.....	L	49-53
J 26.....at Northwestern \$.....	L	34-56
J 28.....at Purdue.....	L	46-59
F 2.....Michigan.....	W	58-57
F 9.....Northwestern.....	L	58-63
F 11.....at Michigan.....	L	56-66
F 16.....Iowa.....	L	39-44
F 18.....at Illinois.....	L	53-72
F 23.....Michigan State.....	L	48-59
M 1.....at Michigan State.....	L	52-56
M 4.....at Minnesota.....	L	57-58
\$ — at Chicago Stadium		

1946-47

(16-6; Big Ten 9-3, 1st)
BIG TEN CHAMPIONS
NCAA TOURNAMENT
Coach: Harold Foster

D 2.....Lawrence.....	W	61-43
D 7.....Marquette.....	W	65-51
D 9.....at Butler.....	W	60-52
D 14.....Notre Dame (OT).....	W	53-49
D 18.....Oklahoma.....	L	40-56
D 21.....at Marquette.....	L	47-55
D 23.....So. California.....	W	61-56
J 1.....Illinois.....	W	53-47
J 4.....at Iowa.....	W	63-62
J 11.....Indiana.....	W	70-49
J 20.....at Michigan State.....	W	58-48
J 25.....at Illinois.....	L	37-63
J 27.....Northwestern.....	W	45-44
F 3.....Iowa.....	W	60-53
F 8.....Minnesota.....	W	60-51
F 10.....at Michigan.....	W	52-51
F 15.....at Northwestern \$.....	W	54-42
F 22.....Ohio State.....	L	56-57
F 24.....at Purdue.....	W	72-60
M 1.....at Minnesota.....	L	55-58
M 20.....City College of NY %.....	L	56-70
M 22.....Navy %.....	W	50-49
\$ — at Chicago Stadium		
% — NCAA Regionals, New York City		

1947-48

(12-8; Big Ten 7-5, 3rd-tie)
Coach: Harold Foster

D 6.....Marquette.....	W	57-50
D 8.....Butler.....	W	61-53
D 12.....Pittsburgh.....	W	49-36
D 19.....at California.....	L	61-73
D 20.....at California.....	L	44-59
D 22.....at Oklahoma.....	L	49-75
D 31.....at Marquette.....	W	67-60
J 3.....Illinois.....	W	52-47
J 5.....Minnesota.....	W	59-50

J 10.....at Indiana.....	W	58-54
J 12.....Iowa.....	W	60-51
J 17.....Michigan.....	L	39-43
J 19.....Purdue.....	W	49-44
J 24.....at Illinois.....	L	36-57
F 7.....at Northwestern \$.....	W	68-62
F 9.....Michigan State.....	W	51-39
F 16.....at Ohio State.....	L	47-53
F 21.....at Iowa.....	L	40-62
F 23.....Northwestern.....	W	59-54
M 1.....at Minnesota.....	L	41-46
\$ — at Chicago Stadium		

1948-49

(12-10; Big Ten 5-7, 7th)
Coach: Harold Foster


D 1.....Ripon.....	W	66-36
D 4.....Marquette (OT).....	W	67-63
D 9.....Missouri.....	W	58-42
D 11.....Loyola (IL).....	L	37-40
D 13.....at Notre Dame.....	L	54-60
D 21.....at Southern California.....	L	31-36
D 23.....at UCLA.....	W	49-46
D 31.....at Marquette.....	W	60-34
J 3.....at Illinois.....	L	50-62
J 8.....Creighton.....	W	75-39
J 10.....at Minnesota.....	L	33-47
J 15.....Indiana.....	W	58-48
J 17.....Ohio State.....	L	54-57
F 5.....Illinois.....	L	54-61
F 7.....at Michigan.....	L	38-40
F 12.....at Northwestern \$.....	W	56-52
F 14.....at Purdue.....	L	48-53
F 19.....at Iowa.....	L	60-61
F 21.....Northwestern.....	W	57-46
F 26.....Western Ontario.....	W	79-45
F 28.....Iowa.....	W	70-47
M 5.....Minnesota.....	W	45-43
\$ — at Chicago Stadium		

1949-50

(17-5; Big Ten 9-3, 2nd)
Coach: Harold Foster

D 3.....Marquette.....	W	63-48
D 6.....Kansas State.....	W	56-48
D 8.....Oregon State.....	L	36-49
D 10.....at Loyola (IL).....	W	68-55
D 13.....Notre Dame.....	W	56-48
D 17.....at Marquette.....	W	62-45
D 20.....at Missouri.....	L	48-50
D 28.....Rutgers #.....	W	68-55
D 30.....UCLA.....	W	54-52
J 2.....Illinois.....	W	59-50
J 7.....at Indiana.....	L	59-61
J 14.....Michigan.....	W	53-41
J 16.....Minnesota.....	W	57-54
F 4.....at Ohio State.....	L	47-61
F 6.....at Michigan State.....	W	66-47
F 11.....at Northwestern \$.....	W	66-59
F 13.....at Iowa (OT).....	W	66-62
F 18.....Iowa.....	W	53-44
F 20.....Purdue.....	W	56-45
F 25.....at Illinois.....	L	58-76
F 27.....Northwestern.....	W	67-53
M 4.....at Minnesota.....	W	60-54
# — at Iowa City, IA		
\$ — at Chicago Stadium		

Year-by-Year Results, cont.



UW Director of Athletics Pat Richter (No. 51, looking back to the right) was a 6-5 center who earned a basketball scholarship to Wisconsin and was a three-sport letterman during the early 1960s.

1950-51

(10-12; Big Ten 7-7, 4th-tie)

Coach: Harold Foster

D 2.....Marquette.....W ...49-42
D 8.....Loyola (IL).....L ...51-54
D 11.....at Notre Dame.....L ...61-67
D 16.....at Marquette.....L ...58-61
D 18.....at Kansas State.....L ...58-77
D 19.....at St. Louis (OT).....L ...48-53
D 28.....San Jose State.....W ...75-59
J 1.....Illinois (OT).....L ...69-71
J 6.....at Michigan.....W ...61-52
J 8.....at Michigan State.....W ...53-52
J 13.....at Ohio State.....W ...74-67
J 15.....Northwestern.....W ...68-56
F 1.....Butler.....W ...60-35
F 3.....at Minnesota.....W ...47-44
F 5.....Ohio State.....W ...56-51
F 10.....at Illinois.....L ...52-63
F 12.....at Purdue.....L ...46-62
F 17.....at Iowa.....L ...60-73
F 24.....Michigan State.....W ...35-29
F 26.....Michigan.....L ...50-52
M 3.....Purdue.....L ...61-64
M 5.....at Indiana.....L ...58-68

1951-52

(10-12; Big Ten 5-9, 7th)

Coach: Harold Foster

D 1.....Marquette.....W ...48-46
D 8.....Notre Dame.....L ...53-63
D 13.....Loyola (LA).....W ...66-47
D 17.....St. Louis.....W ...55-54
D 22.....at Marquette.....L ...47-51
D 27.....Oregon #.....W ...82-77
D 28.....California #.....L ...49-68
J 5.....Purdue.....L ...64-79
J 7.....at Illinois.....L ...49-53
J 12.....Ohio State.....W ...58-51
J 19.....at Northwestern.....W ...74-58
J 21.....at Michigan State.....L ...39-50
F 6.....at Butler.....W ...62-60
F 9.....Minnesota.....L ...47-54
F 11.....at Purdue.....L ...67-78
F 16.....Michigan State.....L ...55-57
F 18.....at Michigan.....L ...55-56
F 23.....Indiana.....L ...48-63
F 25.....Michigan.....W ...69-53
M 1.....at Ohio State.....L ...56-69
M 3.....at Iowa.....W ...78-75
M 8.....Illinois.....W ...58-48

— at San Francisco

1952-53

(13-9; Big Ten 10-8, 5th)

Coach: Harold Foster

D 5.....Marquette.....W ...76-55
D 8.....at Loyola (LA).....W ...81-60
D 15.....Iowa.....W ...75-70
D 20.....at Purdue.....L ...59-65
D 26.....California.....W ...64-57
D 27.....Oregon #.....L ...64-66
D 29.....at Iowa.....L ...66-83
J 3.....Purdue.....W ...50-46
J 5.....at Minnesota.....L ...53-64
J 10.....at Illinois.....L ...61-71
J 12.....Minnesota.....W ...76-74
J 17.....at Northwestern.....W ...78-56
J 19.....Ohio State.....W ...64-51
F 7.....Illinois.....L ...61-65
F 9.....at Indiana.....L ...48-66
F 14.....Michigan.....W ...75-63
F 16.....Indiana.....L ...70-72
F 21.....at Michigan.....W ...74-52
F 23.....at Michigan State.....L ...45-53
F 28.....at Ohio State.....W ...69-63
M 7.....Northwestern.....W ...74-58
M 9.....Michigan State.....W ...58-51

— at Iowa City, IA

1953-54

(12-10; Big Ten 6-8, 5th-tie)

Coach: Harold Foster

D 1.....Butler.....W ...70-54
D 4.....at Marquette.....W ...64-54
D 7.....at Loyola (IL).....W ...75-54
D 12.....Missouri.....W ...64-53
D 14.....Oklahoma.....L ...65-69
D 19.....at Louisiana State.....W ...82-66
D 21.....at Tulane (OT).....L ...55-57
D 28.....Denver.....W ...67-48
J 2.....Purdue.....W ...66-57
J 4.....at Indiana.....L ...67-70
J 9.....at Iowa.....L ...54-71
J 11.....Northwestern.....W ...64-47
J 16.....Indiana.....L ...74-90
J 18.....at Michigan State.....W ...57-53
F 6.....at Ohio State.....W ...79-73
F 13.....Illinois (OT).....L ...64-70
F 15.....Minnesota.....L ...68-78
F 20.....Michigan.....W ...77-56
F 22.....at Illinois.....L ...64-66
F 27.....at Purdue.....L ...66-71
M 1.....Michigan State.....W ...79-56
M 6.....at Minnesota.....L ...73-78

1954-55

(10-12; Big Ten 5-9, 6th-tie)

Coach: Harold Foster

D 4.....at Notre Dame.....L ...61-72
D 6.....Western Michigan.....W ...80-68
D 11.....at Oklahoma.....W ...77-66
D 13.....at Missouri.....L ...56-67
D 18.....Louisiana State.....W ...107-68
D 20.....Tulane.....L ...66-69
D 29.....Princeton.....W ...66-64
J 1.....at Illinois.....W ...79-64
J 3.....Iowa.....L ...69-86
J 8.....at Michigan State.....L ...77-94
J 10.....at Michigan.....L ...63-90
J 15.....Indiana.....W ...77-66
J 17.....at Butler.....W ...57-53

Year-by-Year Results, cont.

F 5.....Michigan State.....L.....70-73
F 7.....at Indiana.....L.....58-65
F 12.....Ohio State.....W.....86-63
F 14.....at Purdue.....L.....63-75
F 19.....Illinois.....L.....71-99
F 21.....Minnesota.....L.....69-71
F 26.....at Northwestern.....L.....72-80
F 28.....Purdue.....W.....75-73
M 5.....at Minnesota.....W.....78-72

D 16.....Rice.....W.....67-62
D 19.....Butler.....W.....59-58
D 27.....at New Mexico #.....W.....61-59
D 28.....Wyoming #.....L.....65-93
D 30.....at Utah.....L.....70-72
J 4.....Illinois.....L.....59-64
J 6.....at Michigan.....L.....49-70
J 11.....Ohio State.....W.....67-64
J 13.....at Illinois.....W.....71-70
J 18.....at Purdue.....L.....47-62

J 20.....Michigan State.....W.....66-52
F 8.....Minnesota.....L.....66-71
F 10.....Indiana.....L.....87-93
F 15.....Purdue.....L.....76-81
F 17.....at Iowa.....L.....61-74
F 22.....at Michigan State.....L.....59-93
F 24.....at Minnesota.....L.....63-71
M 1.....at Northwestern.....L.....65-82
M 3.....Michigan.....L.....65-72

— New Mexico Classic, Albuquerque

1955-56

(6-16; Big Ten 4-10, 8th-tie)

Coach: Harold Foster

D 1.....Butler.....L.....63-67
D 5.....at Notre Dame.....W.....70-66
D 10.....Kansas.....L.....66-74
D 12.....So. Methodist.....L.....62-75
D 19.....Nebraska.....W.....71-52
D 28.....at Washington.....L.....53-54
D 29.....at California.....L.....55-62
D 30.....at Stanford.....L.....53-65
J 2.....Purdue.....L.....66-78
J 7.....Indiana.....L.....71-75
J 9.....at Illinois (8).....L.....77-96
J 14.....at Ohio State (7) (2OT).....L.....98-100
J 16.....Michigan.....W.....69-58
F 4.....at Northwestern.....W.....79-55
F 6.....Iowa.....L.....74-78
F 11.....Minnesota.....L.....71-77
F 13.....at Indiana.....W.....69-67
F 18.....at Iowa.....L.....66-80
F 20.....Ohio State.....L.....71-79
F 25.....at Michigan.....L.....68-78
F 27.....at Michigan State.....L.....82-89
M 3.....Northwestern.....W.....76-70

1956-57

(5-17; Big Ten 3-11, 9th)

Coach: Harold Foster


D 1.....South Dakota (OT).....L.....56-58
D 3.....at Butler.....L.....50-54
D 8.....Notre Dame.....L.....55-75
D 10.....at Nebraska.....L.....51-53
D 15.....Washington U.....W.....41-38
D 20.....at Bradley.....L.....62-74
D 22.....at Kansas (1).....L.....62-83
D 29.....Yale.....W.....64-46
J 5.....at Northwestern.....L.....54-75
J 7.....at Indiana.....L.....68-79
J 12.....Illinois (10).....L.....63-79
J 14.....at Michigan.....L.....62-71
J 19.....Iowa.....L.....47-70
J 21.....Ohio State.....L.....64-67
F 11.....Michigan.....W.....70-65
F 16.....at Ohio State.....L.....50-63
F 18.....at Minnesota.....L.....53-85
F 23.....Indiana.....L.....74-85
F 25.....Michigan State.....L.....62-78
M 2.....at Purdue.....L.....66-85
M 4.....Northwestern.....W.....82-69
M 9.....at Iowa.....W.....60-59

1957-58

(8-14; Big Ten 3-11, 10th)

Coach: Harold Foster

D 2.....South Dakota.....W.....63-56
D 7.....Notre Dame.....L.....53-75
D 9.....at Washington U.....W.....43-33



Coach John Erickson (center), joined by Tom Hughbanks (left) and Marty Gharrity. Erickson's 1961-62 squad compiled a 17-7 record and that team's .708 winning percentage is the highest at the UW since '50.

Year-by-Year Results, cont.

1958-59

(3-19; Big Ten 1-13, 10th)

Coach: Harold Foster

D 2.....Marquette.....L.....47-76
D 6.....at Rice.....L.....37-78
D 8.....at Southern Methodist.....L.....63-81
D 13.....Notre Dame.....W.....56-54
D 15.....Missouri.....W.....68-60
D 19.....Washington.....L.....48-62
D 20.....California #.....L.....53-68
D 30.....at Butler.....L.....55-69
J 3.....at Minnesota.....L.....66-79
J 5.....Illinois.....L.....51-77
J 10.....at Purdue.....L.....61-84
J 12.....Michigan.....L.....74-84
F 2.....Michigan State (7).....L.....57-88
F 7.....at Ohio State.....L.....72-78
F 9.....Purdue.....W.....91-86
F 14.....Iowa.....L.....84-94
F 16.....at Illinois.....L.....54-93
F 21.....Minnesota.....L.....50-69
F 23.....at Michigan.....L.....63-87
F 28.....Northwestern.....L.....82-86
M 2.....at Michigan State (6).....L.....73-93
M 7.....at Indiana.....L.....71-97
— at Iowa City, IA

1959-60

(8-16; Big Ten 4-10, 9th)

Coach: John Erickson

D 1.....Butler.....L.....82-88
D 5.....Iowa State.....L.....53-71
D 7.....at Notre Dame.....L.....58-78
D 12.....Loyola (IL).....W.....85-67
D 14.....at Missouri.....L.....66-78
D 19.....at Marquette.....L.....66-84
D 21.....Stanford.....W.....61-60
D 26.....Boston College #.....W.....95-82
D 28.....at Canisius #.....L.....65-80
J 2.....Michigan State.....L.....79-91
J 4.....Iowa.....L.....64-71
J 9.....at Purdue.....L.....69-99
J 11.....Northwestern.....L.....69-77
J 27.....North Dakota.....W.....92-80
F 30.....at Minnesota.....L.....72-86
F 6.....Indiana.....L.....85-97
F 8.....Ohio State (4).....L.....69-106
F 13.....at Indiana.....L.....71-91
F 15.....at Iowa.....W.....63-58
F 20.....Illinois.....W.....75-63
F 22.....at Michigan (OT).....W.....88-82
F 27.....at Ohio State (2).....L.....68-93
F 29.....at Northwestern.....L.....59-73
M 5.....Purdue.....W.....89-80
— Queen City Tournament, Buffalo, NY

1960-61

(7-17; Big Ten 4-10, 8th)

Coach: John Erickson

D 1.....at Butler.....L.....58-73
D 3.....Air Force.....W.....80-67
D 5.....at Iowa State.....L.....76-88
D 10.....Marquette.....W.....55-51
D 17.....at Bradley (2).....L.....66-88
D 20.....Nevada.....W.....89-56
D 28.....Oregon State #.....L.....54-56
D 29.....at Portland # (OT).....L.....71-79
D 30.....Washington State #.....L.....72-78
J 7.....at Michigan State.....W.....74-71

J 9.....Iowa (6).....L.....68-76
J 28.....at Loyola (IL).....L.....79-87
J 30.....Ohio State (1).....L.....68-100
F 4.....at Purdue.....L.....58-69
F 6.....at Illinois.....L.....73-77
F 11.....at Northwestern.....L.....52-54
F 13.....at Iowa (9).....L.....61-63
F 18.....Indiana.....L.....84-98
F 20.....Minnesota.....W.....83-75
F 25.....at Ohio State (1).....L.....74-97
F 27.....Michigan.....W.....76-68
M 4.....Northwestern.....W.....75-61
M 6.....at Indiana.....L.....69-80
M 11.....Purdue.....L.....81-88
— Far West Classic, Portland, OR

1961-62

(17-7; Big Ten 10-4, 2nd)

Coach: John Erickson


D 2.....South Dakota.....W.....99-63
D 4.....Florida State.....W.....64-63
D 9.....Cincinnati.....L.....67-86
D 11.....Washington U.....W.....91-63
D 16.....Pacific.....W.....92-68
D 20.....at Marquette.....L.....75-92
D 26.....Providence #.....W.....95-84
D 28.....Dayton #.....W.....105-93
D 30.....Cincinnati (2) #.....L.....71-101
J 6.....Iowa.....W.....91-79
J 8.....at Michigan State.....W.....83-78
J 23.....North Dakota State.....W.....102-50
J 27.....Purdue.....W.....89-86
J 29.....at Illinois.....W.....85-81
F 3.....at Minnesota.....W.....94-88
F 5.....Michigan.....L.....74-81
F 10.....Michigan State.....W.....77-72
F 12.....at Indiana.....W.....105-94
F 17.....at Michigan.....L.....65-84
F 19.....Illinois.....W.....103-101
F 24.....at Northwestern.....W.....65-64
F 26.....Minnesota.....L.....90-92
M 3.....Ohio State (1).....W.....86-67
M 10.....at Iowa.....L.....64-81
— ECAC Holiday Festival, New York City

1962-63

(14-10; Big Ten 7-7, 6th)

Coach: John Erickson

D 1.....at Air Force.....W.....72-64
D 3.....at Arizona.....L.....46-51
D 8.....Texas-El Paso.....W.....73-59
D 10.....Indiana State.....L.....86-87
D 15.....Miami (OH).....W.....84-58
D 19.....Marquette.....W.....76-58
D 22.....UCLA.....L.....63-77
D 28.....Utah #.....W.....94-72
D 29.....at Marquette #.....W.....70-56
J 5.....at Purdue.....W.....74-66
J 12.....Michigan State.....L.....68-75
J 14.....at Iowa.....L.....56-65
J 26.....St. John's (NY).....W.....85-52
F 2.....Minnesota.....L.....68-69
F 4.....at Michigan.....W.....81-78
F 9.....at Ohio State.....L.....70-94
F 11.....Illinois (4).....W.....84-77
F 16.....Northwestern.....W.....78-65
F 18.....at Minnesota.....L.....48-72
F 23.....at Illinois (6).....L.....77-89
F 25.....Indiana.....W.....102-96
M 2.....at Michigan State (OT).....W.....92-89
M 4.....Iowa.....W.....75-69
M 9.....Michigan.....L.....80-82
— Milwaukee Classic



Ken Siebel was a three-time team MVP in 1961, '62 and '63.

1963-64

(8-16; Big Ten 2-12, 10th)

Coach: John Erickson

D 2.....Kent.....W.....88-77
D 7.....Ohio.....L.....76-77
D 10.....Pittsburgh.....W.....85-83
D 14.....at Cincinnati (6).....L.....60-65
D 17.....Gonzaga.....W.....115-71
D 20.....at Kentucky (2) #.....L.....85-108
D 21.....Princeton # (OT).....L.....87-90
D 27.....Dartmouth \$.....W.....94-68
D 28.....Georgia Tech \$.....W.....104-84
J 4.....Ohio State (8).....L.....85-101
J 6.....at Michigan State.....L.....90-106
J 11.....at Northwestern.....L.....63-76
J 13.....Iowa.....W.....79-61
J 28.....at Marquette.....W.....72-68
F 1.....at Minnesota.....L.....92-111
F 8.....Purdue.....W.....81-80
F 11.....Northwestern.....L.....64-72
F 15.....at Ohio State.....L.....74-92
F 17.....Indiana (2OT).....L.....80-82
F 22.....Michigan (2).....L.....59-103
F 24.....at Indiana.....L.....82-108
F 29.....at Purdue.....L.....83-97
M 2.....Minnesota.....L.....96-105
M 7.....at Illinois.....L.....73-97
— Kentucky Invitational
\$ — Milwaukee Classic

1964-65

(9-13; Big Ten 4-10, 8th)

Coach: John Erickson

D 1.....Houston.....W.....76-65
D 8.....at Pittsburgh.....W.....80-63
D 12.....Bowling Green.....W.....87-56
D 15.....Illinois.....L.....56-70
D 18.....Boston College #.....L.....85-86
D 19.....at Marquette #.....L.....61-62
D 26.....Boston College \$.....W.....70-69
J 4.....at Iowa.....L.....62-92

Year-by-Year Results, cont.

J 9.....at Minnesota.....L.....57-81
J 11.....Purdue.....W.....76-66
J 13.....Marquette.....L.....58-59
J 30.....at Ohio State.....L.....86-98
F 1.....at Notre Dame.....W.....98-90
F 6.....Ohio State.....L.....71-73
F 13.....at Purdue.....L.....74-83
F 16.....Minnesota (9).....L.....91-101
F 20.....at Indiana (7).....L.....87-101
F 23.....Northwestern (OT).....W.....93-87
F 27.....Michigan State.....W.....99-89
M 2.....at Michigan (1).....L.....75-98
M 6.....at Northwestern.....W.....88-76
M 8.....Indiana.....L.....73-92
— Milwaukee Classic
\$ — Rainbow Classic, Honolulu

1965-66

(11-13; Big Ten 6-8, 7th)

Coach: John Erickson

D 1.....Nebraska.....L.....88-101
D 4.....Notre Dame.....W.....97-79
D 11.....at Houston.....L.....57-82
D 14.....Illinois.....L.....70-90
D 17.....Washington #.....L.....67-81
D 18.....West Virginia #.....L.....93-101
D 20.....Montana.....W.....76-72
D 22.....at Cincinnati.....L.....74-87
D 29.....Pennsylvania.....W.....84-70
J 3.....at Marquette.....W.....73-72
J 8.....Iowa (7).....W.....69-68
J 11.....at Illinois.....L.....64-80
J 27.....Hardin-Simmons.....W.....83-63
J 29.....Michigan.....L.....67-69
J 31.....at Ohio State (OT).....L.....81-87
F 5.....at Michigan State.....L.....65-79
F 7.....Indiana.....W.....79-78
F 12.....at Michigan (10).....L.....102-120
F 19.....Michigan State.....W.....78-77
F 21.....at Northwestern.....L.....65-76
F 26.....at Iowa.....L.....70-80
F 28.....Northwestern.....W.....90-62
M 5.....Purdue.....W.....69-68
M 7.....at Minnesota.....W.....87-74
— Milwaukee Classic

1966-67

(13-11; Big Ten 8-6, 4th)

Coach: John Erickson

D 3.....Cincinnati (PS 10) (OT).....L.....70-77
D 10.....at Bowling Green.....L.....69-81
D 13.....Iowa State.....W.....80-73
D 16.....Fordham #.....W.....67-66
D 17.....South Carolina #.....W.....88-84
D 19.....at Illinois.....L.....74-87
D 28.....at UCLA (1) \$.....L.....56-100
D 29.....Michigan \$.....L.....88-98
D 30.....Arizona \$.....W.....104-77
J 4.....Marquette.....L.....60-66
J 7.....at Purdue.....W.....79-76
J 10.....Michigan.....W.....98-90
J 25.....South Dakota.....W.....94-53
J 28.....at Michigan State.....L.....61-68
F 4.....Ohio State (OT).....L.....84-90
F 11.....at Indiana.....L.....81-93
F 14.....Minnesota.....W.....85-75
F 18.....at Iowa (30T).....W.....96-95
F 21.....Northwestern.....W.....110-94
F 25.....Michigan State.....W.....68-64
F 28.....at Northwestern.....L.....82-91


M 4.....Michigan %.....W.....80-79
M 7.....Iowa (OT).....L.....87-90
M 11.....Illinois.....W.....102-92
— Milwaukee Classic
\$ — Los Angeles Classic
% — at Detroit

1967-68

(13-11; Big Ten 7-7, 5th)

Coach: John Erickson

D 2.....DePauw.....W.....90-68
D 5.....Notre Dame.....L.....73-81
D 9.....Southern Methodist.....W.....120-82
D 15.....Louisiana State #.....W.....96-94
D 16.....at Marquette #.....W.....70-62
D 20.....Florida.....W.....86-81
D 27.....at Pennsylvania \$.....W.....86-67
D 28.....Temple \$.....L.....80-82
D 29.....Duquesne \$.....L.....66-76
J 6.....Michigan.....W.....77-75
J 9.....at Purdue.....L.....79-99
J 11.....at Marquette.....L.....56-71
J 16.....Michigan State.....W.....70-68
J 30.....at Minnesota.....W.....72-62
F 3.....at Ohio State.....L.....64-86
F 6.....Illinois.....L.....60-68
F 10.....Indiana.....W.....95-83
F 12.....Ohio State.....W.....86-78
F 17.....at Iowa.....L.....61-69
F 24.....at Michigan State.....L.....77-87
F 27.....Minnesota.....W.....94-82
M 2.....Purdue.....W.....104-84
M 5.....at Indiana.....L.....85-93
M 9.....at Northwestern.....L.....75-77
— Milwaukee Classic
\$ — Quaker City Classic, Philadelphia



Dale Koehler registered 31 career "double-doubles" at Wisconsin, including a 38-point, 18-rebound performance against Iowa in 1975.

1968-69

(11-13; Big Ten 5-9, 8th-tie)

Coach: John Powless

N 30.....at Nebraska.....L.....55-68
D 3.....Kansas (4).....W.....67-62
D 7.....North Dakota.....W.....94-48
D 11.....at Notre Dame (7).....L.....56-57
D 14.....Northern Illinois.....W.....69-67
D 21.....at Florida.....L.....66-71
D 27.....Ohio #.....W.....74-68
D 28.....at Marquette #.....L.....56-59
D 31.....Kentucky (3) \$.....W.....69-65
J 4.....Purdue.....L.....80-86
J 7.....at Michigan State.....L.....67-77
J 11.....at Ohio State (16).....L.....69-84
J 14.....Minnesota.....W.....68-61
J 28.....Marquette (16).....W.....56-50
F 1.....at Illinois (7).....L.....73-86
F 4.....Indiana.....L.....63-65
F 8.....Ohio State (12).....W.....77-73
F 11.....at Minnesota.....W.....69-63
F 15.....at Purdue (8).....L.....69-87
F 22.....Michigan State.....W.....76-64
F 25.....at Indiana.....L.....84-101
M 1.....at Michigan.....L.....79-84
M 4.....Northwestern.....L.....70-72
M 8.....Iowa.....W.....84-74
— Milwaukee Classic
\$ — at Chicago Stadium

1969-70

(10-14; Big Ten 5-9, 6th-tie)

Coach: John Powless





D 1.....Ball State.....W.....88-74
D 6.....at Southern Methodist.....W.....78-76
D 8.....at Kansas.....L.....60-76
D 13.....Southern Illinois.....L.....69-74
D 16.....at Iowa State.....L.....73-84
D 20.....Pittsburgh.....W.....85-71
D 26.....Utah State #.....W.....81-74
D 27.....at Marquette #.....L.....43-64
J 3.....Illinois.....L.....69-74
J 6.....at Purdue.....L.....74-90
J 10.....Iowa.....L.....74-92
J 13.....Minnesota.....W.....90-84
J 27.....at Marquette (7).....L.....51-60
J 31.....Ohio (13).....W.....72-69
F 3.....at Illinois (14).....W.....66-65
F 7.....Michigan State.....W.....89-79
F 10.....at Iowa (14).....L.....100-119
F 14.....Michigan.....W.....84-74
F 17.....Indiana.....L.....77-89
F 21.....at Northwestern.....L.....75-82
F 24.....Ohio State.....L.....86-98
F 28.....at Michigan.....W.....90-86
M 3.....Northwestern.....L.....82-87
M 7.....at Ohio State.....L.....87-96
— Milwaukee Classic

1970-71

(9-15; Big Ten 4-10, 7th-tie)

Coach: John Powless

D 1.....Eastern Illinois.....W.....102-84
D 5.....Michigan Tech.....W.....114-70
D 8.....at Pittsburgh.....L.....76-81
D 12.....Loyola (LA).....W.....94-83
D 15.....at Ohio.....L.....80-81
D 19.....Tulane.....W.....96-77
D 29.....Texas #.....W.....89-73



Left to right: Clarence Sherrod, Glen Richgels, Leon Howard and Gary Watson each registered a "double-double" in a 94-83 win over Loyola (New Orleans) in 1970. Sherrod had 25 points and 10 rebounds, Richgels had 15-17, Howard 15-11 and Watson 19-14.

D 30.....at Marquette (3) #	L	69-72
J 4.....Australia	E	94-63
J 9.....Michigan	L	89-90
J 12.....at Illinois	L	82-84
J 16.....at Ohio State	L	69-83
J 19.....Northwestern.....	W	87-72
F 2.....Marquette (1).....	L	75-89
F 6.....Iowa	L	91-93
F 9.....at Southern Illinois	L	75-86
F 13.....at Northwestern	L	91-101
F 16.....Ohio State (20).....	L	71-79
F 20.....at Michigan State	L	78-97
F 23.....Illinois	W	88-84
F 27.....at Iowa	W	89-83
M 2.....Indiana (T18) (2OT)	W	94-87
M 6.....at Minnesota.....	L	98-104
M 9.....Purdue.....	L	77-81
M 13.....at Michigan.....	L	73-93
# — Milwaukee Classic		

1971-72

(13-11; Big Ten 6-8, 5th-tie)
Coach: John Powless

D 1.....Michigan Tech	W	107-74
D 4.....at Tulane	L	70-72
D 6.....at Loyola (LA).....	W	67-66
D 8.....DePauw.....	W	92-69
D 11.....Northern Michigan.....	W	104-65
D 13.....Florida Tech	W	90-58
D 15.....Australia	E	90-78
D 18.....Pittsburgh	W	80-63
D 27.....Marshall (17) #	L	83-85
D 28.....Georgetown #	W	82-62
J 3.....at Marquette (2)	L	60-72
J 8.....Iowa	W	81-80
J 11.....at Michigan State	L	76-83
J 15.....at Indiana (17) (OT)	W	66-64
J 18.....Minnesota (17)	L	59-65
F 5.....at Ohio State (9).....	L	69-79
F 12.....Indiana (OT).....	L	76-84
F 15.....at Purdue	W	84-65
F 19.....at Minnesota.....	L	73-76
F 22.....Purdue	W	66-60
F 26.....at Illinois	L	86-91
F 29.....Michigan State	W	101-74
M 4.....Northwestern	L	82-90
M 7.....at Michigan	L	70-93
M 11.....Illinois	W	97-84
# — Milwaukee Classic		

1972-73

(11-13; Big Ten 5-9, 9th)
Coach: John Powless

N 25.....at UCLA (PS 1)	L	53-94
D 2.....SIU-Edwardsville	W	100-74
D 4.....at Oral Roberts (12)	L	76-90
D 9.....South Dakota	W	87-63
D 19.....West Virginia	W	77-59
D 29.....Yale #	W	90-64
D 30.....at Marquette (3) (2OT) #	L	73-75
J 3.....at Pittsburgh.....	W	72-70
J 6.....Indiana (20)	L	64-78
J 8.....at Illinois	L	74-76
J 13.....at Minnesota (8).....	L	54-78
J 20.....Michigan State	W	93-80
J 22.....at Purdue (20).....	L	59-66
J 27.....at Northwestern	L	73-74
J 29.....Minnesota (9)	L	64-81
F 3.....Ohio State	W	84-76
F 6.....Marquette (7).....	L	58-64
F 10.....Illinois	W	99-88
F 17.....at Iowa	L	76-100
F 20.....at Ohio.....	W	82-68
F 24.....at Indiana (10)	L	55-57
F 26.....Purdue (20).....	W	71-63
M 3.....Michigan	W	94-79
M 10.....at Michigan State (OT)	L	78-79
# — Milwaukee Classic		

1973-74

(16-8; Big Ten 8-6, 4th-tie)
Coach: John Powless

D 1.....Rollins	W	77-55
D 3.....California-Davis.....	W	97-53
D 8.....North Dakota State	W	88-60
D 15.....DePauw.....	W	92-51
D 19.....at West Virginia	W	69-62
D 22.....UW-Milwaukee.....	W	73-46
D 28.....Southern Methodist #	W	74-73
D 29.....at Marquette (6) (OT) #	L	48-49
J 5.....Northwestern.....	W	87-53
J 9.....Ohio	W	69-68
J 12.....at Indiana (T13).....	L	51-52
J 19.....Illinois	W	101-75
J 26.....Ohio State	W	69-64

J 28.....at Michigan (20).....	L	75-83
F 2.....at Minnesota (OT)	L	63-64
F 5.....at Marquette (6)	L	58-59
F 9.....Iowa	W	113-87
F 11.....Indiana (12)	L	63-81
F 16.....at Purdue.....	L	80-107
F 23.....at Ohio State.....	W	68-56
F 25.....Michigan (17)	L	74-79
M 2.....Michigan State.....	W	87-80
M 4.....at Iowa	W	74-58
M 9.....at Northwestern.....	W	77-62
# — Milwaukee Classic		

1974-75

(8-18; Big Ten 5-13, 8th)
Coach: John Powless

N 30.....Ohio	W	71-62
D 4.....St. Mary's (CA)	L	60-62
D 7.....Iowa State.....	W	86-84
D 18.....Stanford.....	L	67-89
D 21.....Brown.....	W	79-68
D 27.....Virginia #	L	78-86
D 28.....Georgia # (OT)	L	89-91
J 2.....Minnesota	L	46-61
J 4.....at Northwestern	L	66-69
J 11.....at Purdue.....	L	49-88
J 13.....at Illinois	L	56-72
J 18.....Ohio State.....	L	67-69
J 20.....Indiana (1)	L	69-89
J 25.....at Michigan State.....	L	87-105
J 27.....at Michigan (OT).....	L	73-75
F 1.....Iowa (OT)	W	86-85
F 4.....Marquette (11).....	L	63-69
F 8.....Purdue.....	L	64-69
F 10.....Illinois	W	76-70
F 15.....at Ohio State	L	70-76
F 17.....at Indiana (1)	L	58-93
F 22.....Michigan State	W	103-96
F 24.....Michigan.....	W	70-68
M 1.....at Iowa	L	68-75
M 3.....at Minnesota.....	L	58-65
M 8.....Northwestern.....	W	94-70
# — Milwaukee Classic		

Year-by-Year Results, cont.

1975-76

(10-16; Big Ten 4-14, 9th)

Coach: John Powless



N 19.....Windsor (Canada).....E	99-68
N 29.....DePauw.....W	105-63
D 3.....North Dakota State.....W	87-79
D 6.....Loyola (IL).....W	88-73
D 8.....Northern Illinois.....W	97-77
D 13.....Northern Michigan.....W	92-59
D 16.....at Marquette (7).....L	54-78
D 29.....Stanford #.....W	70-64
D 30.....at Marquette (4) #.....L	66-82
J 3.....Michigan State.....W	70-63
J 5.....Ohio State (OT).....W	82-81
J 8.....Michigan (16).....L	81-106
J 10.....at Purdue.....L	72-87
J 12.....at Illinois.....L	61-71
J 17.....Iowa.....L	71-81
J 19.....Minnesota.....L	84-96
J 24.....at Northwestern.....L	60-62
J 31.....at Indiana (1).....L	61-114
F 2.....at Michigan (16).....L	86-107
F 7.....Purdue.....L	74-85
F 9.....Illinois.....L	59-70
F 14.....at Iowa.....L	82-96
F 16.....at Minnesota.....L	74-98
F 21.....Northwestern.....L	77-90
F 26.....Indiana (1).....L	67-96
M 1.....at Ohio State.....W	91-79
M 6.....at Michigan State.....W	86-82
# — Milwaukee Classic	

1976-77

(11-16; Big Ten 7-11, 7th-tie)

Coach: Bill Cofield

N 27.....at Kentucky (6).....L	64-72
D 2.....St. Mary's (CA).....W	82-76
D 6.....DePaul.....W	68-66
D 11.....at Stanford.....L	66-70
D 13.....at Northern Illinois.....L	57-81
D 15.....Loyola (IL).....W	71-68
D 27.....Boston College #.....W	74-66
D 28.....at Marquette (12) #.....L	57-64
J 6.....at Michigan State.....L	61-84
J 8.....at Michigan (6).....L	63-66
J 13.....Ohio State.....L	58-60
J 15.....Indiana.....L	64-79
J 20.....Northwestern.....W	61-60
J 22.....at Minnesota (13) %.....W	64-82
J 24.....at Purdue (18).....L	71-81
J 27.....Michigan (7).....L	64-69
J 29.....Michigan State (3OT).....W	87-83
F 3.....at Illinois.....L	72-82
F 5.....at Iowa.....L	73-90
F 10.....Purdue.....W	76-74
F 12.....Illinois.....W	62-50
F 19.....at Northwestern.....L	88-98
F 21.....Marquette (19).....L	58-73
F 24.....at Indiana.....W	66-64
F 26.....at Ohio State (OT).....L	80-82
M 3.....Minnesota (9) %.....W	61-64
M 5.....Iowa (2OT).....L	93-94
# — Milwaukee Classic	
% — Game later forfeited by Minnesota	



Clockwise from upper left, Arnold Gaines, Wes Matthews and Claude Gregory all starred for the Badgers in the late 1970s.

1977-78

(8-19; Big Ten 4-14, 9th-tie)

Coach: Bill Cofield

D 1.....UW-Milwaukee.....W	72-66
D 3.....Canisius.....W	96-70
D 7.....at George Washington.....L	74-77
D 9.....at Providence (14).....L	62-73
D 12.....at Iowa State.....L	73-82
D 14.....DePaul.....L	62-85
D 29.....Loyola (IL).....W	71-70
D 31.....Northern Illinois (OT).....W	74-73
J 5.....at Ohio State.....L	61-77
J 7.....at Michigan State (12).....L	63-74
J 12.....Purdue.....L	70-79
J 14.....Indiana.....W	78-65
J 19.....at Michigan.....L	64-83
J 21.....Minnesota.....L	51-61
J 28.....Northwestern.....L	85-93
J 30.....at Iowa.....L	73-88
F 2.....at Illinois.....L	71-74
F 4.....Iowa.....W	82-72
F 9.....at Minnesota.....L	55-64
F 11.....Illinois.....W	80-73
F 14.....at Marquette (1).....L	64-75
F 16.....Michigan.....L	66-68

F 18.....at Northwestern.....W	81-80
F 23.....at Indiana.....L	54-58
F 25.....at Purdue.....L	78-87
M 2.....Michigan State (6).....L	75-89
M 4.....Ohio State.....L	78-83

1978-79

(12-15; Big Ten 6-12, 8th-tie)

Coach: Bill Cofield

N 24.....UW-Milwaukee.....W	74-55
N 28.....at St. John's (NY).....W	73-68
D 1.....Long Island #.....W	89-70
D 2.....St. Louis #.....W	66-63
D 9.....Loyola (IL).....W	79-74
D 16.....at DePaul.....L	78-84
D 23.....Marquette (16).....W	65-52
D 28.....at Louisville (16) \$.....L	53-70
D 29.....Oral Roberts \$.....L	69-102
J 4.....at Michigan State (1).....L	55-64
J 6.....at Ohio State.....L	71-82
J 11.....Northwestern.....W	95-82
J 13.....Michigan.....W	77-66
J 18.....Illinois (8).....L	74-81
J 20.....at Minnesota.....L	72-82
J 25.....at Indiana.....L	61-82
J 27.....at Purdue.....L	60-73
F 1.....Iowa (15).....L	64-70
F 3.....Purdue.....L	48-54
F 8.....Minnesota.....L	72-74
F 10.....at Iowa (14).....L	65-79
F 15.....at Illinois.....L	64-81
F 17.....Indiana (OT).....L	62-68
F 22.....at Michigan.....W	66-65
F 24.....at Northwestern.....W	72-70
M 1.....Ohio State.....W	76-73
M 3.....Michigan State (4).....W	83-81
# — Wisconsin Invitational, Madison	
\$ — Holiday Classic, Louisville, KY	

1979-80

(15-14; Big Ten 7-11, 8th)

Coach: Bill Cofield

N 12.....Yugoslavia.....E	70-93
N 30.....Oklahoma City #.....W	99-92
D 1.....E. Tennessee State #.....W	68-56
D 5.....at DePaul (10).....L	77-90
D 8.....Alabama.....L	62-66
D 12.....Eastern Michigan.....W	69-57
D 15.....at Marquette.....W	57-56
D 22.....Cleveland State.....W	103-78
D 23.....Morgan State.....W	94-42
D 27.....Nebraska \$ (OT).....L	82-83
D 29.....Nevada \$.....W	86-61
D 30.....Army \$.....W	78-54
J 3.....Northwestern.....W	75-66
J 5.....Indiana (11).....W	52-50
J 10.....at Minnesota (OT).....L	76-82
J 12.....at Iowa (12).....L	65-66
J 17.....at Michigan State.....L	61-62
J 19.....Illinois.....L	64-69
J 24.....Purdue (14) (OT).....L	60-73
J 26.....at Ohio State (4).....W	72-71
J 31.....Michigan (OT).....L	69-73
F 2.....Ohio State (6).....W	70-67
F 7.....at Illinois.....L	50-67
F 9.....at Michigan.....L	59-68
F 14.....Michigan State.....W	80-66
F 16.....at Purdue (15).....L	61-69
F 21.....Iowa.....W	62-58
F 23.....Minnesota.....W	70-55
F 28.....at Indiana (13).....L	52-61
M 1.....at Northwestern.....L	50-53
# — Wisconsin Invitational, Madison	
\$ — Rainbow Classic, Honolulu	

1980-81

(11-16; Big Ten 5-13, 9th)

Coach: Bill Cofield

N 13.....Team Fiat.....E.....77-70
D 1.....at Alabama.....L.....75-90
D 5.....Kentucky State #.....W.....77-65
D 6.....UW-Green Bay # (2OT).....W.....68-66
D 9.....Ball State.....W.....85-72
D 12.....Davidson \$.....L.....63-67
D 13.....at UNC-Charlotte \$.....W.....71-63
D 21.....Texas Southern.....W.....58-49
D 31.....Central Michigan.....W.....69-62
J 8.....at Minnesota (19).....L.....60-76
J 10.....at Northwestern.....L.....48-50
J 15.....Iowa (14).....L.....66-76
J 17.....Purdue.....L.....69-71
J 22.....Michigan State.....W.....63-62
J 24.....at Illinois (15).....W.....54-45
J 29.....at Ohio State.....L.....67-71
J 31.....Michigan (17).....L.....67-74
F 5.....at Indiana (17).....L.....64-89
F 7.....at Michigan (14).....L.....64-71
F 12.....Illinois (17).....L.....65-84
F 14.....Indiana (20).....L.....52-59
F 19.....at Michigan State.....L.....65-74
F 21.....Ohio State.....W.....77-63
F 26.....at Purdue.....L.....61-72
F 28.....at Iowa (8).....L.....75-96
M 5.....Northwestern.....W.....60-57
M 7.....Minnesota (OT).....W.....60-58
M 10.....Marquette.....L.....53-64
— Wisconsin Invitational, Madison
\$ — First Union Classic, Charlotte, NC

1982-83

(8-20; Big Ten 3-15, 10th)

Coach: Steve Yoder

N 11.....Windsor (Canada).....E.....94-58
N 27.....Washington State.....L.....64-66
N 29.....Toledo.....W.....79-71
D 1.....Northern Iowa.....W.....76-69
D 4.....Kansas State.....W.....64-52
D 8.....at Ball State.....L.....66-76
D 11.....Central Michigan.....W.....83-67
D 20.....at Northern Illinois #.....W.....58-45
D 28.....Georgetown (10) \$.....L.....43-71
D 29.....at Southern California \$.....L.....76-86
J 6.....Purdue (20).....L.....64-80
J 8.....Illinois.....L.....54-61
J 13.....at Michigan State.....L.....66-86
J 15.....at Michigan.....L.....57-62
J 20.....Northwestern.....W.....49-45
J 22.....Iowa (10).....W.....65-62
J 29.....Minnesota (16).....L.....58-65
F 3.....at Indiana (6).....L.....73-83
F 5.....at Ohio State.....L.....69-82
F 9.....Ohio State.....L.....65-68
F 12.....Indiana (4).....L.....56-75
F 17.....Marquette.....L.....62-68
F 19.....at Minnesota.....L.....71-78
F 24.....at Iowa (17).....L.....63-93
F 26.....at Northwestern %.....L.....57-64
M 2.....Michigan.....W.....82-70
M 5.....Michigan State.....L.....65-91
M 10.....at Illinois.....L.....64-71
M 12.....at Purdue.....L.....64-79
— at Metro Centre, Rockford, IL
\$ — Winston Tire Classic, Los Angeles
% — at Alumni Hall (DePaul), Chicago

1983-84

(8-20; Big Ten 4-14, 10th)

Coach: Steve Yoder


N 9.....Yugoslavia.....E.....59-83
N 26.....Florida A&M.....W.....100-56
D 1.....at Northern Iowa.....L.....59-60
D 3.....Southern Illinois.....W.....78-72
D 5.....Nebraska (2OT).....L.....69-71
D 7.....Northern Illinois.....W.....90-68
D 10.....at Kansas State.....L.....64-71
D 20.....at Toledo.....L.....60-73
D 29.....Oklahoma State #.....L.....84-89
D 30.....Yale #.....W.....87-77
J 5.....at Purdue.....L.....65-84
J 7.....Illinois (14) (OT).....L.....62-63
J 12.....Michigan State.....W.....81-74
J 14.....Michigan.....W.....71-64
J 19.....at Northwestern (OT).....W.....61-60
J 21.....at Iowa.....L.....62-75
J 25.....at Minnesota.....L.....62-75
F 2.....Ohio State.....L.....74-85
F 4.....Indiana.....L.....67-81
F 9.....at Indiana.....L.....64-74
F 11.....at Ohio State.....L.....65-71
F 15.....Minnesota.....L.....67-68
F 16.....at Marquette.....L.....59-74
F 23.....Iowa.....L.....55-63
F 26.....Northwestern.....W.....54-47
M 1.....at Michigan.....L.....75-84
M 3.....at Michigan State.....L.....59-78
M 6.....Purdue (11).....L.....48-61
M 10.....at Illinois (7).....L.....57-81
— Merrill Lynch Classic, Dayton, OH

1981-82

(6-21; Big Ten 3-15, 10th)

Coach: Bill Cofield

N 16.....China.....E.....88-81
D 4.....Illinois-Chicago #.....L.....66-74
D 5.....UW-Green Bay #.....W.....77-65
D 9.....at Central Michigan.....L.....68-71
D 12.....Ball State.....W.....71-70
D 21.....Northern Iowa.....W.....65-53
D 27.....Oregon \$.....L.....82-85
D 28.....Tennessee \$.....L.....67-79
D 29.....Iowa State \$.....L.....79-103
J 7.....at Michigan.....W.....65-63
J 9.....at Ohio State.....L.....59-67
J 14.....Northwestern.....L.....55-61
J 16.....Iowa (5).....L.....62-78
J 21.....Minnesota (5).....L.....57-78
J 23.....at Michigan State.....L.....58-68
J 28.....Indiana.....L.....56-62
J 30.....at Purdue.....L.....67-81
F 4.....at Illinois.....L.....54-88
F 6.....Purdue.....L.....46-55
F 11.....at Minnesota (9).....L.....60-71
F 13.....Illinois.....L.....60-68
F 18.....at Indiana (20).....L.....57-88
F 20.....Michigan State.....W.....65-60
F 25.....at Iowa (11).....L.....55-79
F 27.....at Northwestern.....W.....61-60
M 4.....Ohio State.....L.....75-77
M 6.....Michigan.....L.....84-91
M 9.....at Marquette.....L.....64-94
— Wisconsin Invitational, Madison
\$ — Far West Classic, Portland, OR



Danny Jones, Trent Jackson and Tom Molaski served as tri-captains for the 1988-89 Wisconsin squad. That team, under coach Steve Yoder, compiled an 18-12 overall record and made an appearance in the NIT that was the Badgers' first postseason showing since 1947.

Year-by-Year Results, cont.

1984-85

(14-14; Big Ten 5-13, 9th)

Coach: Steve Yoder

N 21.....Yugoslavia (Zadar).....E ..76-67
N 25.....Morgan State.....W ...93-78
D 1.....Washington State.....W ...61-59
D 3.....Kentucky State.....W ...88-74
D 6.....South Dakota.....W ...96-56
D 8.....Central Michigan.....W ..74-63
D 12.....at Nebraska.....L ...51-53
D 14.....Dartmouth.....W ...90-70
D 22.....at Northern Illinois #.....W ...83-71
D 28.....Texas A&M \$.....W ...71-69
D 29.....at New Mexico \$.....W ...83-74
J 5.....at Northwestern.....W ...52-51
J 9.....at Ohio State.....L ...88-99
J 12.....at Indiana (11).....L ...68-90
J 17.....Illinois (11).....L ...67-78
J 19.....Purdue.....L ...68-72
J 24.....at Minnesota.....L ...62-72
J 26.....at Iowa.....L ...65-105
J 31.....Michigan State.....L ...68-77
F 2.....Michigan (10).....L ...81-94
F 7.....Indiana.....L ...54-58
F 9.....Ohio State.....W ...92-78
F 14.....at Purdue.....L ...52-67
F 16.....at Illinois (17).....L ...49-68
F 20.....Iowa (14).....W ...54-53
F 24.....Minnesota.....W ...65-61
F 28.....at Michigan (3).....L ...68-88
M 2.....at Michigan State.....L ...63-83
M 9.....Northwestern.....W ...61-53
— at Metro Centre, Rockford, IL
\$ — Lobo Invitational, Albuquerque, NM

1984-85 Statistics


Name	G	FG-FGA	FT-FTA	Reb.	A	B	S	Pts.-Avg.
Roth	28	198-365	117-156	86	74	4	26	513-18.3
Olson	28	197-397	73-82	52	66	0	20	467-16.7
Weber	28	85-173	37-53	162	53	17	24	207-7.4
Heinemann	25	71-135	39-51	118	111	0	33	181-7.2
Ploss	28	70-142	25-44	101	32	20	9	165-5.9
Barnes	25	49-118	19-32	88	16	7	9	117-4.7
Smith	27	47-99	10-14	27	43	1	7	104-3.9
Steinhaus	22	33-75	11-13	42	34	3	5	77-3.5
Ripley	21	19-46	18-27	52	1	0	4	56-2.7
Laszewski	20	21-63	8-15	39	13	7	7	50-2.6
Hippen	17	10-27	4-7	19	10	2	3	24-1.4
Harris	7	2-4	0-0	2	3	0	2	4-0.6
Parker	3	1-2	0-0	0	0	0	0	2-0.7
Hill	3	0-0	0-2	0	1	0	0	0-0.0
team				112				
UW Totals	28	803-1646	361-496	900	456	61	149	1967-70.3
Opp. Totals	28	807-1659	399-555	965	426	60	162	2013-71.9

1985-86

(12-16; Big Ten 4-14, 9th)

Coach: Steve Yoder

N 6.....Czechoslovakia.....E ..103-83
N 22.....at South Carolina.....W ...68-65
N 27.....Cal. State-Los Angeles.....W ..104-88
N 30.....Marquette.....W ...75-74
D 2.....San Francisco State.....W ...90-61
D 5.....East Texas State.....W ...82-60
D 7.....Miami (FL).....W ...88-66
D 9.....at Washington State.....W ...74-68
D 12.....Northern Illinois.....W ...76-67
D 27.....Boston College #.....L ...72-74
D 28.....Princeton #.....L ...49-54
J 4.....Northwestern.....W ...57-52
J 9.....Ohio State.....L ...61-78
J 11.....Indiana.....L ...69-80
J 16.....at Illinois.....L ...54-73
J 19.....at Purdue (19).....L ..73-100



Danny Jones was Wisconsin's career scoring leader from 1989-1995. Jones' 1,854 points was the record until Michael Finley broke it in '95. Finley wound up his career with 2,147 points.

Year-by-Year Results, cont.

J 23.....Minnesota.....L.....65-67
J 25.....Iowa.....W.....69-63
J 30.....at Michigan State.....L.....81-83
F 1.....at Michigan (9).....L.....64-91
F 6.....at Indiana (18).....L.....69-78
F 8.....at Ohio State.....L.....71-73
F 13.....Purdue.....L.....78-80
F 15.....Illinois.....L.....74-82
F 20.....at Iowa.....L.....48-101
F 22.....at Minnesota.....W.....70-64
F 26.....Michigan (10).....L.....74-97
M 2.....Michigan State (17).....L.....71-84
M 9.....at Northwestern.....W.....70-68

— Fiesta Bowl Classic, Tucson, AZ

1985-86 Statistics

Name	G	FG-FGA	FT-FTA	Reb.	A	B	S	Pts.-Avg.
Olson	28	237-485	97-110	67	43	1	33	571-20.4
Weber	28	131-258	67-89	161	55	28	26	329-11.8
Ripley	28	101-195	41-55	194	50	6	29	243-8.7
Smith	15	84-153	30-46	24	44	0	7	198-13.2
Heineman	22	65-142	44-55	76	100	2	18	174-7.9
Steinhaus	28	79-182	16-25	87	43	0	26	174-6.2
Molaski	28	44-84	36-54	75	55	2	19	124-4.4
Jackson	13	35-83	5-10	18	24	0	9	75-5.8
Laszewski	21	24-54	13-21	36	12	6	7	61-3.1
Schubring	22	8-32	9-15	39	15	3	6	25-1.1
Robertson	13	5-16	8-18	13	1	3	0	18-1.4
Willey	9	1-2	2-4	4	0	0	1	4-0.4
team				98				
UW Totals	28	814-1686	368-502	892	442	51	181	1996-71.3
Opp. Totals	28	846-1637	399-541	947	412	74	169	2091-74.7

1986-87

(14-17; Big Ten 4-14, 8th)

Coach: Steve Yoder

N 11.....Poland.....E.....72-74
N 28.....Nebraska-Omaha.....W.....86-47
N 29.....South Florida.....W.....65-51
D 1.....at Marquette.....L.....71-84
D 4.....South Carolina.....W.....47-45
D 6.....at Central Michigan.....L.....66-80
D 8.....at Miami (FL).....W.....65-54
D 10.....North Dakota State.....W.....81-76
D 11.....at Northern Illinois #.....W.....95-63
D 22.....Eastern Illinois.....W.....72-68
D 23.....Kentucky State.....W.....87-59
D 27.....at Hawaii \$.....W.....82-77
D 29.....California \$.....W.....66-63
D 30.....Pittsburgh (17) \$.....L.....82-98
J 3.....at Minnesota.....L.....67-69
J 5.....at Iowa (2).....L.....63-78
J 8.....Illinois (12).....L.....66-68
J 10.....Purdue (6).....L.....48-57
J 15.....at Indiana (4).....L.....65-103
J 17.....at Ohio State.....L.....66-81
J 22.....Michigan State.....L.....78-81
J 24.....Michigan.....L.....78-84
J 31.....at Northwestern.....W.....62-57
F 5.....at Purdue (7).....L.....62-70
F 7.....at Illinois (14).....L.....74-99
F 12.....Ohio State.....L.....69-83
F 16.....Indiana (2) (3OT).....L.....85-86
F 18.....at Michigan.....L.....64-77
F 21.....at Michigan State.....W.....65-63
M 1.....Northwestern.....W.....76-59
M 5.....Minnesota.....W.....69-52
M 8.....Iowa (6).....L.....71-81

— at Metro Centre, Rockford, IL
\$ — Rainbow Classic, Honolulu

1986-87 Statistics

Name	G	FG-FGA	FT-FTA	Reb.	A	B	S	Pts.-Avg.
Weber	31	182-324	105-141	251	69	45	41	469-15.1
Smith	31	126-301	45-63	54	75	1	24	356-11.5
Jackson	28	129-289	46-59	36	38	1	33	350-12.5
Heineman	28	99-190	61-84	127	137	1	20	288-10.3
Jones	31	101-181	52-88	99	21	10	9	254-8.2
Ripley	31	70-160	25-38	149	55	9	24	182-5.9
Portmann	29	37-72	32-55	65	19	13	8	106-3.7
Molaski	27	26-60	28-40	54	68	0	9	81-3.0
Tapp	24	23-67	5-8	30	27	1	10	54-2.3
Fleming	15	10-25	2-6	9	2	0	1	27-1.8
Schubring	21	6-13	4-10	24	2	0	5	16-0.8
Robertson	11	4-14	2-4	14	1	2	1	10-0.9
team				72				
UW Totals	31	813-1696	407-596	982	506	83	185	2193-70.7
Opp. Totals	31	846-1793	434-636	1087	479	84	234	2213-71.4

1987-88

(12-16; Big Ten 6-12, 7th)


Coach: Steve Yoder

N 19.....Brandon (Canada).....E.....80-56
N 28.....at South Florida.....W.....58-55
D 1.....Northern Illinois %.....W.....87-77
D 3.....at Eastern Illinois.....L.....52-59
D 5.....Butler.....W.....92-80
D 8.....at Southern Illinois.....L.....76-80
D 10.....Marquette.....W.....66-55
D 12.....Loyola (IL).....L.....75-78
D 28.....at UNLV (15) #.....L.....65-102
D 29.....Northern Iowa #.....W.....64-56
J 3.....Washington State %.....W.....80-65
J 7.....Michigan State (2OT).....W.....78-72
J 9.....Ohio State.....W.....64-63
J 14.....at Indiana (15).....L.....53-55
J 16.....Illinois (20).....L.....65-80
J 21.....at Michigan (7).....L.....54-65
J 25.....Iowa (16).....L.....89-104
J 30.....Northwestern.....W.....80-59
F 3.....at Purdue (6).....L.....62-86
F 8.....at Minnesota.....L.....62-71
F 11.....Michigan (12).....L.....67-80
F 13.....at Ohio State.....L.....53-78
F 21.....at Illinois.....L.....65-85
F 24.....Indiana.....L.....74-84
F 28.....Minnesota %.....W.....81-70
M 3.....Purdue (2).....L.....56-84
M 5.....at Northwestern.....W.....74-69
M 10.....at Iowa (15).....L.....70-103
M 12.....at Michigan State.....W.....71-69


— Rebel Classic, Las Vegas
% — Played at Dane County Coliseum

1987-88 Statistics

Name	G	FG-FGA	FT-FTA	Reb.	A	B	S	Pts.-Avg.
Jackson	28	192-426	88-106	106	98	4	59	546-19.5
Jones	26	176-309	89-124	121	26	17	14	441-17.0
Locum	28	58-137	30-35	41	41	2	16	187-6.7
Molaski	28	49-128	54-67	106	104	3	42	158-5.6
Tapp	28	62-129	25-43	51	43	0	14	153-5.5
Portmann	28	62-160	27-49	101	33	25	16	151-5.4
Tompkins	27	46-95	28-54	88	32	9	7	120-4.4
Schubring	28	41-89	11-36	101	29	5	9	93-3.3
Robinson	19	19-48	25-33	34	30	1	18	63-3.3
Fleming	7	2-5	3-4	2	3	0	1	8-1.1
Robertson	15	1-7	3-9	6	0	1	0	5-0.3
Simms	2	1-4	2-5	7	3	0	0	4-2.0
Willey	8	1-2	2-4	3	0	1	0	4-0.5
team				74				
UW Totals	28	710-1539	387-569	841	442	68	196	1933-69.0
Opp. Totals	28	784-1585	408-560	968	462	84	199	2084-74.4



Patrick Tompkins earned first-team all-Big Ten honors for the Badgers in 1991.



Steve Yoder coached the Badgers to NIT appearances in 1989 and 1991.

Year-by-Year Results, cont.

1988-89

(18-12; Big Ten 8-10, 6th-tie)

Coach: Steve Yoder

NATIONAL INVITATION TOURNAMENT

N 16.....Victoria All-Stars.....E.....84-62
N 26.....Oregon.....W.....74-47
N 28.....Ferris State.....W.....98-61
D 2.....Maine #.....W.....89-72
D 3.....at Marquette #.....W.....70-55
D 5.....Eastern Illinois.....W.....52-44
D 7.....at Loyola (IL).....L.....76-90
D 10.....at Butler.....W.....63-53
D 14.....Denver.....W.....89-34
D 30.....Eastern Michigan.....W.....84-69
J 4.....Minnesota.....W.....75-67
J 7.....at Ohio State (14).....L.....70-73
J 12.....at Illinois (2).....L.....80-103
J 14.....Purdue.....L.....62-68
J 19.....Indiana (19) (OT).....L.....58-61
J 21.....Michigan (6).....W.....71-68
J 26.....at Iowa (12).....L.....70-78
J 28.....at Northwestern.....W.....59-58
F 2.....Michigan State (OT).....W.....69-64
F 8.....at Minnesota.....L.....58-59
F 11.....Iowa (8).....W.....65-54
F 15.....Northwestern.....W.....72-60
F 18.....Illinois (5).....W.....72-52
F 22.....Marquette.....W.....61-50
F 25.....at Michigan (13).....L.....70-92
M 2.....at Purdue.....L.....60-65
M 4.....Ohio State.....W.....77-65
M 9.....at Indiana (6).....L.....64-75
M 11.....at Michigan State.....L.....61-70
M 15.....New Orleans \$.....W.....63-61
M 20.....St. Louis \$.....L.....68-73
— First Bank Classic, Milwaukee
\$ — NIT, Madison

1988-89 Statistics

Name	G	FG-FGA	FT-FTA	Reb.	A	B	S	Pts.-Avg.
Jones	30	231-449	149-199	141	35	12	26	611-20.4
Jackson	30	201-408	99-133	90	101	1	50	574-19.1
Locum	30	83-168	45-55	71	60	3	25	265-8.8
Simms	30	84-162	21-53	99	52	12	27	190-6.3
Molaski	30	48-107	41-54	83	108	2	40	150-5.0
Portmann	30	63-113	9-18	112	42	34	26	135-4.5
Tompkins	12	23-35	17-33	46	10	8	2	63-5.3
Schubring	29	19-47	7-21	102	11	9	8	45-1.6
Good	9	3-12	6-7	2	1	0	1	15-1.7
Gillespie	6	6-9	2-7	8	4	1	2	14-2.3
Ellenson	9	4-8	1-2	9	4	1	1	11-1.2
Willey	9	4-8	0-0	5	0	3	3	8-0.9
Robertson	11	2-7	3-5	8	0	0	0	7-0.6
Robinson	16	0-5	6-13	15	17	0	7	6-0.4
Douglass	14	3-8	0-6	8	5	0	2	6-0.4
team				60				
UW Totals	30	774-1546	406-606	859	450	86	220	2100-70.0
Opp. Totals	30	699-1503	438-606	885	367	71	162	1941-64.7

1989-90

(14-17; Big Ten 4-14, 8th-tie)


Coach: Steve Yoder

N 19.....Brazil.....E.....86-74
N 24.....Eastern Michigan #.....L.....52-71
N 25.....Western Kentucky #.....W.....73-62
N 26.....Bradley #.....W.....63-57
N 28.....North Dakota State.....W.....81-55
D 1.....Gonzaga \$.....W.....63-58
D 2.....at Marquette \$ (OT).....W.....63-58
D 4.....at Washington State.....L.....52-55
D 7.....Western Illinois.....W.....69-42
D 9.....Butler.....W.....75-59
D 15.....Rollins.....W.....68-46
D 28.....Georgia %.....L.....64-65
D 29.....Manhattan %.....W.....63-48
J 4.....at Illinois (4).....L.....59-73
J 6.....Michigan State.....L.....61-64
J 11.....Iowa (OT).....W.....73-69
J 13.....at Ohio State.....L.....53-68

J 17.....Purdue (24).....L.....54-56
J 22.....Minnesota (21).....W.....77-75
J 25.....Illinois (10).....L.....63-66
J 27.....at Northwestern.....L.....85-87
F 1.....at Indiana (22).....L.....61-85
F 3.....Michigan (4).....L.....63-77
F 8.....at Michigan State (23).....L.....57-60
F 10.....at Iowa.....W.....80-71
F 15.....Ohio State.....L.....58-68
F 17.....at Purdue (12).....L.....55-62
F 19.....Marquette.....W.....82-65
F 22.....at Minnesota (18).....L.....67-68
M 1.....Northwestern.....W.....65-50
M 3.....Indiana.....L.....68-70
M 8.....at Michigan (13).....L.....64-94
— San Juan Shootout, San Juan, PR
\$ — First Bank Classic, Milwaukee
% — Tribune Classic, Tempe, AZ

1989-90 Statistics

Name	G	FG-FGA	FT-FTA	Reb.	A	B	S	Pts.-Avg.
Jones	31	215-412	118-188	140	26	15	20	548-17.7
Simms	30	153-284	92-146	145	97	11	33	400-13.3
Locum	30	94-194	40-45	69	67	0	33	295-9.8
Tompkins	28	73-146	40-80	178	29	10	17	186-6.6
Good	30	41-111	57-63	21	37	0	12	170-5.7
Hisle	31	46-126	32-46	44	33	7	18	141-4.5
Portmann	31	53-127	9-25	134	37	30	24	115-3.7
Douglass	31	32-72	13-18	41	65	1	17	86-2.8
Ellenson	30	26-54	5-17	57	39	4	12	58-1.9
Harrell	19	8-24	4-8	19	4	0	6	20-1.1
Robinson	9	3-8	6-6	13	11	0	3	12-1.3
team				72				
UW Totals	31	744-1558	416-642	933	445	78	195	2031-65.5
Opp. Totals	31	721-1591	445-622	951	363	59	189	2004-64.6



Coach Stu Jackson, Tracy Webster (11) and Michael Finley helped usher in a new era in Wisconsin basketball when they led the Badgers to the 1994 NCAA Tournament. The '93-94 Badgers started the season 11-0 and earned the UW's first national ranking since 1976.

1990-91

(15-15; Big Ten 8-10, 7th)

Coach: Steve Yoder

NATIONAL INVITATION TOURNAMENT

N 8.....Ukraine Nationals.....E.....91-74
N 18.....Marathon Oil.....E.....94-77
N 24.....at Oregon (OT).....W.....72-70
N 29.....San Francisco State.....W.....72-53
D 1.....at Southern Methodist.....W.....65-49
D 4.....at Marquette.....L.....58-69
D 8.....Southern Indiana.....L.....66-78
D 11.....Nebraska.....L.....63-75
D 15.....at Butler (2OT).....L.....88-94
D 22.....Texas-Arlington.....W.....105-74
D 31.....Tennessee Tech.....W.....71-65
J 5.....Portland.....W.....74-50
J 7.....Minnesota.....W.....72-62
J 10.....at Michigan State.....L.....50-65
J 12.....at Ohio State (4).....L.....60-92
J 17.....Iowa (24).....W.....91-79
J 19.....Michigan (OT).....L.....68-69
J 24.....at Northwestern.....W.....74-57
J 26.....Purdue.....W.....66-44
J 30.....at Indiana (4).....L.....57-73
F 2.....at Illinois.....L.....62-70
F 9.....Michigan State (25) (2OT).....W.....84-78
F 14.....Ohio State (2).....L.....71-73
F 16.....at Iowa.....W.....56-55
F 21.....at Michigan.....L.....62-65
F 24.....Northwestern.....W.....79-76
F 28.....at Purdue.....L.....62-69
M 2.....Indiana (5).....L.....61-74
M 6.....Illinois.....W.....85-77
M 9.....at Minnesota.....L.....70-80
M 13.....Bowling Green # (OT).....W.....87-79
M 18.....Stanford #.....L.....72-80

— NIT, Madison

1990-91 Statistics

Name	G	FG-FGA	FT-FTA	Reb.	A	B	S	Pts.-Avg.
Tompkins	30	164-258	95-147	264	78	25	23	423-14.1
Simms	29	153-267	114-179	149	98	4	27	421-14.5
Locum	30	107-212	51-59	75	53	3	25	330-11.0
Hisie	28	71-170	68-94	62	52	1	13	242-8.7
Ellenson	30	71-159	27-34	83	46	10	18	202-6.7
McGee	26	51-105	28-46	45	18	16	10	130-5.0
Good	24	29-70	24-27	17	24	0	3	104-4.3
Peters	28	29-59	7-11	24	50	3	21	83-3.0
Ely	20	27-48	11-22	35	2	20	3	65-3.3
Weaver	16	15-34	6-9	14	4	2	3	46-2.9
Douglass	21	12-45	16-21	23	30	3	8	43-2.1
Harrell	23	11-33	1-7	32	6	6	4	23-1.0
Johnsen	12	2-14	2-2	6	7	0	2	6-0.5
Johnson	8	1-2	1-3	8	1	3	1	3-0.4
team				63				
UW Totals	30	743-1476	451-661	900	469	96	160	2123-70.8
Opp. Totals	30	801-1701	358-517	893	410	62	221	2094-69.8

1991-92

(13-18; Big Ten 4-14, 9th)

Coach: Steve Yoder

N 7.....Athletes in Action.....E.....103-95
N 17.....Brazil Ripasa.....E.....64-62
N 23.....Loyola (IL).....W.....89-71
N 25.....SE Missouri St. (OT).....W.....82-61
N 30.....at Portland.....W.....96-87
D 3.....Southern Methodist.....L.....64-66
D 5.....C. Connecticut State.....W.....80-54
D 7.....Coastal Carolina.....W.....91-57
D 11.....at Nebraska.....L.....67-86
D 13.....Sam Houston State.....W.....98-75
D 21.....Howard.....W.....64-57
D 27.....Washington State #.....L.....51-73
D 29.....Navy #.....W.....93-58

D 30.....Fresno State #.....L.....68-71
J 4.....Marquette.....W.....81-63
J 8.....Northwestern.....W.....69-67
J 11.....Indiana (10).....L.....63-79
J 15.....Minnesota.....L.....48-49
J 22.....at Illinois.....L.....67-74
J 25.....at Michigan (16).....L.....83-98
J 29.....at Iowa.....L.....66-73
F 2.....Purdue.....W.....79-69
F 5.....at Ohio State (8).....L.....72-86
F 8.....Michigan State (11).....L.....64-79
F 12.....at Michigan State (12).....L.....61-76
F 15.....Ohio State (8).....L.....63-67
F 20.....Illinois.....W.....92-78
F 26.....Michigan (17).....W.....96-78
F 29.....at Purdue.....L.....51-61
M 4.....at Minnesota.....L.....57-76
M 7.....Iowa.....L.....65-70
M 12.....at Indiana (4).....L.....41-66
M 14.....at Northwestern.....L.....65-76

— at Rainbow Classic, Honolulu

1991-92 Statistics

Name	G	FG-FGA	FT-FTA	Reb.	A	B	S	Pts.-Avg.
Webster	31	186-419	90-115	116	151	6	48	537-17.3
Finley	31	130-287	95-128	152	85	24	27	381-12.3
McGee	30	123-222	72-132	133	29	19	23	318-10.6
Ely	30	82-163	31-55	98	7	41	14	195-6.5
Good	30	52-112	36-43	13	24	0	9	178-5.9
Petersen	28	53-99	34-52	75	4	22	7	140-5.0
Douglass	30	49-104	27-30	68	47	5	26	135-4.5
Johnson	31	38-70	13-24	98	8	27	9	89-2.9
Peters	29	27-66	20-27	45	37	2	28	86-3.0
Schell	21	14-38	7-9	11	5	1	5	47-2.2
Harrell	22	18-44	9-18	31	8	4	4	45-2.0
Kilbride	15	6-23	14-17	4	4	0	2	31-2.1
Kelley	19	11-22	8-19	22	0	0	2	31-1.6
Moore	5	3-8	3-6	12	1	2	1	9-1.8
Johnson	12	0-12	4-7	6	6	0	3	4-0.3
team				82				
UW Totals	31	792-1689	463-682	966	416	153	208	2226-71.8
Opp. Totals	31	790-1697	503-689	1036	417	101	217	2207-71.2


1992-93

(14-14; Big Ten 7-11, 8th-tie)

Coach: Stu Jackson

NATIONAL INVITATION TOURNAMENT

N 17.....Russian Nationals.....E.....81-87
N 22.....Marathon Oil.....E.....98-91
D 1.....at Loyola (IL).....L.....66-68
D 5.....UW-Green Bay.....W.....70-65
D 8.....Bethune-Cookman.....W.....75-50
D 12.....UW-Milwaukee.....L.....72-77
D 14.....Charleston Southern.....W.....101-72
D 23.....Detroit Mercy.....W.....108-86
D 29.....Alcorn State.....W.....110-81
D 31.....Fairfield.....W.....76-55
J 2.....at Marquette.....W.....77-67
J 9.....Michigan (3).....L.....73-98
J 13.....at Purdue (17).....L.....60-76
J 16.....Minnesota (19).....W.....79-70
J 20.....Ohio State (24).....W.....76-67
J 23.....at Michigan State (21).....W.....67-66
J 27.....at Illinois.....L.....72-80
J 30.....at Penn State.....W.....75-68
F 3.....Northwestern.....W.....101-87
F 10.....at Michigan (4).....L.....66-85
F 13.....Purdue (18) (2OT).....L.....87-90
F 18.....at Minnesota.....L.....71-85
F 20.....at Ohio State.....L.....70-80
F 24.....Michigan State.....W.....65-62
F 28.....Illinois.....W.....74-66
M 3.....Penn State.....L.....58-62



Rashard Griffith's 27-point performance in his first game as a Badger against Wisconsin on Nov. 27, 1993 still stands as a Wisconsin record for points in a freshman debut.

M 6.....at Northwestern.....L.....89-100
M 10.....at Iowa (17).....L.....65-91
M 14.....Indiana (2).....L.....80-87
M 17.....Rice #.....L.....73-77

— NIT, Madison

1992-93 Statistics

Name	G	FG-FGA	FT-FTA	Reb.	A	B	S	Pts.-Avg.
Finley	28	223-478	111-144	161	86	18	49	620-22.1
Webster	28	139-354	72-89	96	179	2	66	395-14.1
Johnsen	27	65-171	3-11	38	19	2	8	182-6.7
Kilbride	27	58-137	16-20	34	37	1	25	181-6.7
Ely	28	80-131	17-45	104	5	31	8	177-6.3
Petersen	27	58-93	27-39	44	1	4	11	143-5.3
Kelley	28	55-130	31-45	116	24	5	10	141-5.0
Harrell	28	48-104	34-47	90	13	4	13	130-4.6
McGee	16	19-40	15-30	50	10	6	7	53-3.3
Carl	21	16-28	7-13	9	19	0	5	46-2.2
McDuffie	25	15-36	5-14	34	3	1	2	35-1.4
Johnson	26	7-20	10-16	39	3	16	5	24-0.9
Conger	13	6-20	0-0	7	7	0	2	18-1.4
Moore	9	4-8	2-2	9	0	0	2	10-1.1
Timmerman	3	0-4	1-4	4	2	0	1	1-0.3
team				75				
UW Totals	28	793-1754	351-519	910	408	90	214	2156-77.0
Opp. Totals	28	755-1599	504-681	1043	375	89	194	2118-75.6

Year-by-Year Results, cont.

1993-94

(18-11; Big Ten 8-10, 7th)

Coach: Stu Jackson

NCAA TOURNAMENT

N 16.....Slovakia Under-22.....E.....99-20
N 21.....Marathon Basketball.....E.....106-84
N 27.....UW-Milwaukee.....W.....106-84
D 4.....at Loyola Marymount.....W.....103-67
D 8.....UW-Green Bay.....W.....64-50
D 11.....at Texas Tech.....W.....91-88
D 13.....Eastern Michigan.....W.....94-68
D 23.....Mississippi Valley State.....W.....115-79
D 27.....Stanford.....W.....80-73
D 29.....Grambling.....W.....103-83
J 2.....Marquette (24).....W.....71-52
J 6.....at Penn State.....W.....71-56
J 8.....Ohio State.....W.....69-55
J 12.....at Minnesota (18).....L.....53-90
J 15.....Purdue (9).....W.....75-69
J 19.....at Michigan State.....L.....60-70
J 25.....Illinois.....W.....66-56
J 29.....at Michigan (15).....L.....75-79
F 2.....Michigan State.....W.....87-62
F 5.....at Ohio State.....L.....57-73
F 9.....Penn State.....W.....77-64
F 12.....Minnesota (23).....L.....78-109
F 16.....at Purdue (9).....L.....64-67
F 19.....Northwestern.....L.....71-75
F 27.....at Illinois.....L.....65-76
M 2.....Michigan (3).....W.....71-58
M 5.....at Northwestern.....L.....54-66
M 9.....Iowa.....W.....95-71
M 12.....at Indiana (18).....L.....65-78
M 17.....Cincinnati (25) @.....W.....80-72
M 19.....Missouri (5) @.....L.....96-109

1993-94 Statistics



Name	G	FG-FGA	FT-FTA	Reb.	A	B	S	Pts.-Avg.
Finley	29	208-446	110-140	194	92	21	40	592-20.4
Griffith	25	127-236	94-162	212	24	66	9	348-13.9
Webster	29	120-272	45-63	79	171	5	69	332-11.4
Petersen	29	93-157	48-72	121	9	18	9	234-8.1
Kilbride	29	69-164	22-27	76	55	0	19	214-7.4
Roberts	28	54-149	20-32	61	20	3	12	153-5.5
Kelley	28	60-130	24-38	130	21	3	11	147-5.3
Johnson	24	26-66	2-5	21	19	0	10	76-3.2
Hoskins	22	18-51	19-26	27	46	0	15	60-2.7
Johnson	28	17-40	7-18	57	7	17	4	41-1.5
Moore	12	12-21	10-11	17	2	2	1	34-2.8
McDuffie	12	8-14	1-5	10	4	0	1	17-1.4
Conger	10	4-9	0-0	2	2	0	1	11-1.1
team				83				
UW Totals	29	816-1755	402-599	1090	472	135	201	2259-77.9
Opp. Totals	29	736-1754	471-667	1055	383	83	241	2099-72.4

1994-95

(13-14; Big Ten 7-11, 9th)

Coach: Stan Van Gundy

N 8.....Croatia Nationals.....E.....81-62
N 20.....Marathon Oil.....E.....91-73
N 26.....Wright State.....W.....86-63
N 30.....UW-Green Bay.....W.....61-57
D 3.....Texas Tech.....W.....70-65
D 6.....Valparaiso.....W.....69-51
D 10.....at Eastern Michigan.....L.....76-92
D 14.....UW-Milwaukee.....W.....90-64
D 23.....Loyola-Marymount.....W.....75-60
D 27.....at Stanford.....L.....78-95
D 31.....at Marquette.....L.....65-80
J 4.....Michigan State (14).....L.....64-78
J 7.....at Indiana (21).....L.....70-73
J 11.....at Ohio State.....W.....81-59
J 14.....Minnesota.....W.....74-67



J 21.....at Iowa.....L.....84-96
J 26.....Penn State.....L.....67-78
J 28.....Northwestern.....W.....97-73
F 1.....at Michigan.....L.....58-62
F 4.....Illinois.....W.....73-60
F 11.....Michigan.....W.....70-65
F 15.....at Northwestern.....W.....70-56
F 18.....at Penn State.....L.....67-74
F 22.....Iowa.....L.....77-84
F 26.....at Purdue (21).....L.....56-66
F 28.....at Minnesota.....L.....70-78
M 4.....Ohio State.....W.....80-69
M 8.....Indiana.....L.....70-72
M 11.....at Michigan State (9).....L.....72-97

1994-95 Statistics

Name	G	FG-FGA	FT-FTA	Reb.	A	B	S	Pts.-Avg.
Finley	27	178-470	140-181	141	108	15	52	554-20.5
Griffith	26	167-295	113-195	281	21	58	11	447-17.2
Kilbride	25	57-152	18-26	51	49	0	19	186-7.4
Hoskins	27	55-142	55-71	85	92	2	32	183-6.8
Mason	25	41-122	23-39	49	20	6	10	126-5.0
Kelley	27	52-116	15-37	91	15	3	15	122-4.5
Daugherty	26	43-123	20-34	99	13	8	11	119-4.6
Nwachukwu	27	22-49	26-55	76	0	4	5	70-2.6
Peterson	18	21-57	12-17	20	4	1	2	67-3.7
Moore	21	20-37	6-10	43	10	5	10	46-2.2
Roberts	10	12-35	9-12	26	8	0	4	37-3.7
Conger	10	2-3	1-2	1	1	0	1	7-0.7
Coleman	10	2-6	2-6	8	0	1	0	6-0.6
Carlin	7	0-4	0-2	6	2	0	0	0-0.0
Vraney	1	0-0	0-0	0	0	0	0	0-0.0
team				85				
UW Totals	27	672-1611	440-687	1062	343	103	172	1970-73.0
Opp. Totals	27	661-1612	472-696	1061	328	86	181	1934-71.6

1995-96

(17-15; Big Ten 8-10, 8th)

Coach: Dick Bennett

NATIONAL INVITATION TOURNAMENT

N 7.....Georgia Select.....E.....79-33
N 15.....Marathon Basketball.....E.....84-68
N 20.....Villanova (3) #.....L.....58-66
N 21.....UCLA (4) #.....L.....57-68
N 22.....Chaminade #.....W.....104-66
N 28.....Northeastern Illinois.....W.....89-55
D 2.....Temple (OT).....W.....57-54

D 5.....at Wright State.....W.....94-91
D 9.....St. Bonaventure.....L.....62-76
D 11.....at Providence.....L.....57-58
D 14.....Valparaiso.....W.....90-73
D 23.....UW-Milwaukee.....W.....94-63
D 28.....Eastern Illinois.....W.....105-70
D 31.....Marquette.....W.....55-46
J 3.....Michigan (21).....W.....51-46
J 7.....at Penn State.....L.....50-79
J 10.....at Indiana.....L.....55-81
J 13.....Iowa (11).....W.....80-71
J 17.....Michigan State.....W.....61-48
J 20.....at Northwestern.....L.....52-62
J 24.....Minnesota (OT).....W.....73-65
J 31.....at Ohio State.....L.....55-63
F 3.....at Illinois.....W.....57-56
F 7.....Purdue (14).....L.....42-75
F 10.....Ohio State.....W.....62-56
F 17.....at Minnesota.....L.....66-70
F 21.....Northwestern.....L.....71-82
F 24.....at Michigan State.....W.....73-52
F 28.....at Iowa (20).....L.....54-69
M 2.....Indiana.....L.....68-76
M 6.....Penn State (16).....W.....54-52
M 9.....at Michigan.....L.....51-65
M 13.....Manhattan %.....W.....55-42
M 18.....Illinois State %.....L.....62-77


— Maui Invitational
% — NIT, Madison

1995-96 Statistics

Name	G	FG-FGA	FT-FTA	Reb.	A	B	S	Pts.-Avg.
Okey	32	151-343	100-142	218	100	42	35	423-13.2
Peterson	30	118-282	79-107	113	50	1	18	344-11.5
Daugherty	32	125-272	70-96	202	33	13	22	332-10.4
Auriantal	32	96-213	50-76	76	67	1	43	277-8.7
Hall	28	60-155	26-33	36	58	2	9	195-7.0
Nwachukwu	31	59-119	63-108	167	11	5	21	181-5.8
Mason	13	37-93	28-33	31	22	6	15	112-8.6
Carlin	29	26-75	16-20	33	36	2	18	89-3.1
Hoskins	9	26-57	24-31	18	35	0	15	85-9.4
Coleman	25	10-21	6-18	59	0	18	3	26-1.0
Vraney	13	9-14	5-6	13	0	0	0	23-1.8
Duany	2	4-7	4-4	3	0	0	0	15-7.5
Kosolcharoen	18	4-20	2-6	16	3	1	2	10-0.6
Hayes	2	1-1	0-0	2	0	0	0	2-1.0
Burkemper	3	0-0	0-0	0	0	0	0	0-0.0
Malinowski	2	0-0	0-0	0	0	0	0	0-0.0
team				84				
UW Totals	32	726-1672	473-680	1071	415	91	201	2114-66.1
Opp. Totals	32	733-1704	408-610	1051	408	118	225	2073-64.8



Members of the Badgers' 1941 NCAA Championship team, along with Coach Bud Foster's widow, were recognized at halftime of the last game in the UW Field House.



1996-97

(18-10; Big Ten 11-7, T4th)
Coach: Dick Bennett
NCAA TOURNAMENT

N 8.....Athletes in Action	E	75-63
N 13.....Australian Selects	E	78-65
N 23.....Memphis #	W	49-46
N 30.....UNC-Wilmington	W	68-35
D 4.....at Temple (OT)	W	64-57
D 7.....Brown	W	52-30
D 10.....UW-Milwaukee	W	61-41
D 14.....at St. Bonaventure	W	77-68
D 23.....Providence	L	57-59
D 26.....Ball State	W	74-59
D 31.....at Marquette	L	52-59
J 2.....at Minnesota (15)	L	48-65
J 4.....Indiana (12)	W	71-58
J 9.....Michigan State	L	50-58
J 11.....at Iowa	L	53-78
J 18.....Penn State	W	64-45
J 22.....at Purdue	L	52-60
J 25.....at Illinois	W	73-56
J 29.....Northwestern	W	65-53
F 1.....at Ohio State	L	42-60
F 6.....Michigan (13)	W	58-53
F 8.....at Northwestern	W	56-44
F 12.....Illinois (20)	W	62-45
F 15.....Purdue	W	69-52
F 19.....at Penn State	W	49-45
F 26.....Iowa	W	49-48
M 1.....at Michigan State	L	49-68
M 5.....at Indiana (25)	L	66-70
M 8.....Minnesota (2)	W	66-65
M 14.....Texas @	L	58-71
# — at Ottawa, Ont.		
@ — NCAA East Regional, Pittsburgh, Pa.		

1996-97 Statistics

Name	G	FG-FGA	FT-FTA	Reb.	A	B	S	Pts.-Avg.
Grant	28	129-261	92-129	145	21	34	14	350-12.5
Okey	27	103-239	80-125	230	77	24	32	302-11.2
Daugherty	28	104-235	45-65	151	22	13	17	270-9.6
Calderwood	27	71-202	57-72	87	101	5	63	238-8.8
Auriantal	28	49-121	23-40	75	42	2	25	141-5.0
Duany	27	47-142	15-34	39	11	1	6	137-5.1
Kosolcharoen	28	39-110	27-33	45	24	2	16	117-4.2
Mason	4	9-25	16-20	11	5	2	5	37-9.2
Coleman	27	11-23	8-25	37	2	13	3	30-1.1
Burkemper	24	4-15	7-8	25	25	0	5	16-0.7
Vraney	11	2-8	2-2	6	0	0	1	6-0.5
Shafer	7	0-4	4-8	1	2	0	0	4-0.6
Schuhmacher	6	1-3	0-2	4	0	0	0	3-0.5
Meiners	4	1-1	0-0	2	0	0	0	2-0.5
Quest	10	0-2	1-6	10	0	1	0	1-0.1
team				83				
UW Totals	28	570-1391	377-569	951	332	97	187	1654-59.1
Opp. Totals	28	502-1329	416-612	885	236	73	195	1548-55.3

1997-98

(12-19; Big Ten 3-13, T9th)
Coach: Dick Bennett

N 5.....Yugoslavia	E	64-48
N 10.....Athletes in Action	E	54-51
N 14.....Marquette	L	60-65
N 18.....Illinois State (24)	W	80-66
N 24.....at Pepperdine	L	66-77
N 28.....Pacific #	L	48-55
N 29.....Oklahoma (18) #	W	75-64
N 30.....Montana #	W	78-61
D 6.....Temple (20)	L	49-59
D 9.....Toledo (OT)	W	73-68
D 13.....at Ball State	L	56-68
D 20.....Coppin State	W	71-63
D 23.....Nevada	W	62-53
D 27.....at Fresno State	W	64-60
D 31.....Michigan (18)	L	63-76
J 3.....at Ohio State	W	64-59
J 8.....at Michigan State	L	40-63
J 14.....Penn State	W	76-57
J 17.....Northwestern	W	56-33
J 21.....at Illinois	L	48-62
J 25.....Indiana	L	59-69
J 27.....at Minnesota	L	48-58
J 31.....at Purdue (10)	L	59-82
F 3.....Iowa (24)	L	76-79

F 7.....Illinois (OT)	L	47-53
F 11.....at Northwestern	L	39-47
F 14.....at Penn State	L	69-75
F 18.....UW-Milwaukee	W	65-58
F 21.....Michigan State (14)	L	47-56
F 25.....Ohio State	L	56-61
F 28.....at Michigan (21)	L	70-76
M 5.....Penn State %	W	52-51
M 6.....Illinois (18) %	L	61-66
# — Big Island Invitational, Hilo, Hawaii		
% — Big Ten Tournament, Chicago, Ill.		

1997-98 Statistics

Name	G	FG-FGA	FT-FTA	Reb.	A	B	S	Pts.-Avg.
Mason	31	149-378	128-157	106	46	13	14	480-15.5
Daugherty	31	125-282	75-105	192	33	18	14	336-10.8
Auriantal	29	72-205	38-53	99	64	2	46	209-7.2
Vershaw	31	59-134	42-72	83	52	8	10	164-5.3
Kowske	31	58-117	41-61	120	14	18	10	157-5.1
Duany	29	48-150	18-27	50	10	9	8	130-4.5
Kelley	31	44-108	30-38	63	55	4	58	129-4.2
Coleman	30	37-64	35-63	89	4	15	10	109-3.6
Okey	9	29-71	25-34	44	23	5	8	88-9.8
Linton	21	20-51	12-19	29	8	2	0	53-2.5
Burkemper	31	3-18	15-23	26	39	1	10	22-0.7
Chambers	7	0-1	0-0	3	0	0	1	0-0.0
Vraney	6	0-0	0-0	4	0	0	0	0-0.0
team				88				
UW Totals	31	644-1579	459-652	996	348	95	189	1877-60.5
Opp. Totals	31	643-1513	457-689	1034	354	98	186	1940-62.6

Beginning with the 1955-56 season, numbers in parentheses that follow opponents' are their Associated Press rankings at time of game.

Big Ten Series Facts

Illinois

LONGEST UW WIN STREAKS
at Madison: 9 (1906-14)
at Champaign: 3 (twice, 1906-08 and 1912-14)
Overall: 6 (twice, 1906-08 and 1912-14)

LONGEST UI WIN STREAKS
at Champaign: 13 (1982-94)
at Madison: 10 (1979-88)
Overall: 16 (1981-89)

POINTS, ONE TEAM
103 (UW 103, Illinois 101 in 1962 and Illinois 103, UW 80 in 1989)

POINTS, BOTH TEAMS
204 (UW 103, Illinois 101 in 1962)

LARGEST VICTORY MARGIN
For UW: 34 (47-13 in 1907)
For UI: 39 (93-54 in 1959)

Michigan

LONGEST UW WIN STREAKS
at Madison: 6 (1952-57)
at Ann Arbor: 2 ('34-35, '39-41 and '43-45)
Overall: 4 (1934-35, '43-45 and '52-54)

LONGEST UM WIN STREAKS
at Ann Arbor: 15 (1983-present)
at Madison: 4 (1962-66 and '85-88)
Overall: 9 (1984-88)

POINTS, ONE TEAM
120 (Michigan 120, UW 102 in 1966)

POINTS, BOTH TEAMS
222 (Michigan 120, UW 102 in 1966)

LARGEST VICTORY MARGIN
For UW: 27 (40-13 in 1920)
For UM: 44 (103-59 in 1964)

Minnesota

LONGEST UW WIN STREAKS
at Madison: 7 (1938-45)
at Minneapolis: 5 (1912-16)
Overall: 10 (1912-16)

LONGEST UM WIN STREAKS
at Minneapolis: 15 (1971-85)
at Madison: 7 (1972-79)
Overall: 17 (1971-80)

POINTS, ONE TEAM
111 (Minnesota 111, UW 92 in 1964)

POINTS, BOTH TEAMS
203 (Minnesota 111, UW 92 in 1964)

LARGEST VICTORY MARGIN
For UW: 26 (36-10 in 1923)
For UM: 37 (90-53 in 1994)

Ohio State

LONGEST UW WIN STREAKS
at Madison: 6 (1913-24)
at Columbus: 5 (1913-21)
Overall: 10 (1913-21)

LONGEST OSU WIN STREAKS
at Columbus: 14 (1956-72 and '81-94)
at Madison: 3 (1945-49, '64-67, '82-84 and '90-92)
Overall: 8 (1963-68)

POINTS, ONE TEAM
106 (Ohio State 106, UW 69 in 1960)

POINTS, BOTH TEAMS
198 (Ohio State 100, UW 98 in 1956)

LARGEST VICTORY MARGIN
For UW: 25 (40-15 in 1917)
For OSU: 37 (106-69 in 1960)

Indiana

LONGEST UW WIN STREAKS
at Madison: 10 (1911-26)
at Bloomington: 5 (1912-17)
Overall: 11 (1912-19)

LONGEST IU WIN STREAKS
at Bloomington: 19 (1978-present)
at Madison: 15 (1981-96)
Overall: 31 (1980-96)

POINTS, ONE TEAM
114 (Indiana 114, UW 61 in 1976)

POINTS, BOTH TEAMS
199 (UW 105, Indiana 94 in 1962)

LARGEST VICTORY MARGIN
For UW: 42 (51-9 in 1911 and 57-15 in 1914)
For IU: 53 (114-61 in 1976)



Penn State

LONGEST UW WIN STREAKS
at Madison: 3 (1996-present)
at Univ. Park: 2 (1993-94)
Overall: 4 (1996-98)

LONGEST PSU WIN STREAKS
at Univ. Park: 2 (1995-96)
at Madison: 1 (1993 and '95)
Overall: 3 (1995-96)

POINTS, ONE TEAM
77 (UW 77, Penn State 64 in 1994)

POINTS, BOTH TEAMS
145 (Penn State 78, UW 67 in 1995)

LARGEST VICTORY MARGIN
For UW: 19 (64-45 in 1997 and 76-57 in 1998)
For PSU: 29 (79-50 in 1996)

Iowa

LONGEST UW WIN STREAKS
at Madison: 7 (1933-42)
at Iowa City: 4 (1912-18)
Overall: 8 (1909-19)

LONGEST UI WIN STREAKS
at Iowa City: 15 (1975-89)
at Madison: 6 (1955-61)
Overall: 6 (1953-57, '75-78 and '86-89)

POINTS, ONE TEAM
119 (Iowa 119, UW 100 in 1970)

POINTS, BOTH TEAMS
219 (Iowa 119, UW 100 in 1970)

LARGEST VICTORY MARGIN
For UW: 26 (38-12 in 1912 and 113-87 in 1974)
For UI: 53 (101-48 in 1986)

Michigan State

LONGEST UW WIN STREAKS
at Madison: 12 (1965-77)
at East Lansing: 3 (1947-51 and '61-63)
Overall: 5 (1935-39 and '47-51)

LONGEST MSU WIN STREAKS
at East Lansing: 10 (1977-86)
at Madison: 3 (1985-87)
Overall: 6 (1984-87)

POINTS, ONE TEAM
106 (Mich. St. 106, UW 90 in 1964)

POINTS, BOTH TEAMS
199 (UW 103, Mich. St. 96 in 1975)

LARGEST VICTORY MARGIN
For UW: 27 (101-74 in 1972)
For MSU: 34 (93-59 in 1958)

Northwestern

LONGEST UW WIN STREAKS
at Madison: 11 (1983-93)
at Evanston: 6 (1910-17, '47-53 and '84-89)
Overall: 13 (1947-54)

LONGEST NU WIN STREAKS
at Evanston: 7 (1930-39)
at Madison: 3 (1936-40)
Overall: 7 (1935-40)

POINTS, ONE TEAM
110 (UW 110, N'western 94 in 1967)

POINTS, BOTH TEAMS
204 (UW 110, N'western 94 in 1967)

LARGEST VICTORY MARGIN
For UW: 46 (55-9 in 1910)
For NU: 23 (49-26 in 1936)

Purdue

LONGEST UW WIN STREAKS
at Madison: 12 (1906-23)
at W. Lafayette: 5 (1913-18)
Overall: 11 (1911-18)

LONGEST PU WIN STREAKS
at W. Lafayette: 25 (1973-present)
at Madison: 13 (1978-90)
Overall: 26 (1978-90)

POINTS, ONE TEAM
107 (Purdue 107, UW 80 in 1974)

POINTS, BOTH TEAMS
188 (UW 104, Purdue 84 in 1968)

LARGEST VICTORY MARGIN
For UW: 28 (45-17 in 1911)
For PU: 39 (88-49 in 1975)

Series Scores

Alaska-Fairbanks

First Meeting

Arkansas

First Meeting

Fresno State

TIED: 1-1

At Fresno: 1-0

Neutral Sites: 0-1

1992HN.....L.....68-71
1998A.....W.....64-60

HN - Rainbow Classic, Honolulu

Illinois


UW TRAILS: 62-97

At Madison: 45-36

At Champaign: 17-60

Neutral Sites: 0-1

1906A.....W.....36-32
1906H.....W (F).....1-0
1907A.....W.....22-16
1907H.....W.....47-13
1908A.....W.....28-20
1908H.....W.....27-14
1909A.....L.....19-28
1909H.....W.....20-10
1910H.....L.....28-16
1910A.....W.....14-9
1911H.....W.....20-17
1911A.....L.....18-21
1912H.....W.....27-10
1912A.....W.....23-15
1913A.....W.....16-15
1913H.....W.....18-13
1914A.....W.....26-25
1914H.....W.....29-16
1915A.....L.....19-39
1915H.....L.....17-19
1916A.....L.....20-27
1916H.....W.....34-14
1917H.....W.....25-14
1917A.....L.....17-20
1918A.....W.....22-21
1918H.....W.....23-15
1919H.....L.....15-25
1919A.....L.....14-16
1920A.....L.....20-43
1920H.....W.....33-29
1921H.....W.....23-18
1921A.....L.....9-17
1922H.....W.....25-23
1922A.....L.....35-37
1924H.....W.....13-12
1924A.....L.....20-31
1925A.....L.....25-35
1925H.....W.....24-9
1927A.....L.....28-32



1927H.....W.....39-13
1928H.....L.....33-34
1928A.....W.....32-22
1930H.....W.....14-9
1930H.....W.....23-17
1931A.....W.....12-9
1931H.....W.....30-20
1933A.....L.....25-38
1933H.....L.....15-29
1934A.....L.....17-20
1934H.....W.....28-22
1936H.....L.....27-29
1936A.....L.....20-36
1937H.....L.....28-31
1937A.....L.....31-48
1939H.....L.....34-37
1940A.....L.....35-37
1941H.....W.....46-30
1942H.....L.....40-55
1942A.....L.....43-45
1943H.....L.....40-52
1943A.....L.....26-50
1944H.....L +.....43-45
1944A.....W.....43-38
1946H.....L.....31-56
1946A.....L.....53-72
1947H.....W.....53-47
1947A.....L.....37-63
1948H.....W.....52-47
1948A.....L.....36-57
1949A.....L.....50-62
1949H.....L.....54-61
1950H.....W.....59-50

1950A.....L.....58-76
1951H.....L +.....69-71
1951A.....L.....52-63
1952A.....L.....49-53
1952H.....W.....58-48
1953A.....L.....61-71
1953H.....L.....61-65
1954H.....L +.....64-70
1954A.....L.....64-66
1955A.....W.....79-64
1955H.....L.....71-99
1956A.....L.....77-96
1957H.....L.....63-79
1958H.....L.....59-64
1958A.....W.....71-70
1959H.....L.....51-77
1959A.....L.....54-93
1960H.....W.....75-63
1961A.....L.....73-77
1962A.....W.....85-81
1962H.....W.....103-101
1963H.....W.....84-77
1963A.....L.....77-89
1964A.....L.....73-97
1964H.....L.....56-70
1966H.....L.....70-90
1966A.....L.....64-80
1967A.....L.....74-87
1967H.....W.....102-92
1968H.....L.....60-68
1969A.....L.....73-86
1970H.....L.....69-74
1970A.....W.....66-65

1971A.....L.....82-84
1971H.....W.....88-84
1972A.....L.....86-91
1972H.....W.....97-84
1973A.....L.....74-76
1973H.....W.....99-88
1974A.....W.....101-75
1975H.....L.....56-72
1975H.....W.....76-70
1976A.....L.....61-71
1976H.....L.....59-70
1977A.....L.....72-82
1977H.....W.....62-50
1978A.....L.....71-74
1978H.....W.....80-73
1979H.....L.....74-81
1979A.....L.....64-81
1980H.....L.....64-69
1980A.....L.....50-67
1981A.....W.....54-45
1981H.....L.....65-84
1982A.....L.....54-88
1982H.....L.....60-68
1983H.....L.....54-61
1983A.....L.....64-71
1984H.....L +.....62-63
1984A.....L.....57-81
1985H.....L.....67-78
1985A.....L.....49-68
1986A.....L.....54-73
1986H.....L.....74-82
1987H.....L.....66-68
1987A.....L.....74-99
1988H.....L.....65-80
1988A.....L.....65-85
1989A.....L.....80-103
1989H.....W.....72-52
1990A.....L.....59-73
1990H.....L.....63-66
1991A.....L.....62-70
1991H.....W.....85-77
1992A.....L.....67-74
1992H.....W.....92-78
1993A.....L.....72-80
1993H.....W.....74-66
1994H.....W.....66-56
1994A.....L.....65-76
1995H.....W.....73-60
1996A.....W.....57-56
1997A.....W.....73-56
1997H.....W.....62-45
1998A.....L.....48-62
1998H.....L +.....47-53
1998UC.....L.....61-66

+ - overtime period

(F) - forfeit

UC - United Center, Chicago

Illinois State

TIED: 1-1

At Madison: 1-1

1996H.....L.....62-77
1998H.....W.....80-66

Series Scores, cont.

Loyola (Chicago)

UW LEADS: 9-7
At Madison: 7-3
At Chicago: 2-4

1933	H	W	28-26
1933	A	L	24-39
1949	H	L	37-40
1950	A	W	68-55
1951	H	L	51-54
1954	A	W	75-54
1960	H	W	85-67
1961	A	L	79-87
1976	H	W	88-73
1977	H	W	71-68
1978	H	W	71-70
1979	H	W	79-74
1988	H	L	75-78
1989	A	L	76-90
1992	H	W	89-67
1993	A	L	66-68

Marquette

UW LEADS: 55-49
At Madison: 32-14
At Milwaukee: 23-35

1918	H	W	15-14
1921	A	W	23-18
1923	H	L	8-9
1924	A	W	27-7
1926	A	W	42-26
1927	A	W	29-26
1930	H	W	29-15
1930	A	W	29-22
1931	A	L	14-16
1932	A	L	23-26
1932	H	W	18-16
1933	H	L	16-18
1933	A	L	16-22
1934	H	W	32-30
1934	A	L	26-28
1935	H	W	29-20
1935	A	L	25-33
1936	H	W	35-22
1936	A	W	46-21
1937	H	W	29-21
1937	A	W	35-29
1938	H	L	21-32
1938	A	L	32-38
1939	H	W	27-26
1939	A	L	27-46
1940	H	W	46-39
1940	A	L	28-41
1941	H	W	38-32
1941	A	L	21-40
1942	H	W	35-34
1942	A	W	36-25
1943	H	W	45-36
1943	A	W	50-38
1944	H	L	43-51
1944	A	W	40-37
1945	H	W	45-40
1945	A	W	46-39
1946	H	W	42-32
1946	A	L	41-62
1947	H	W	65-51
1947	A	L	47-55
1948	H	W	57-50
1948	A	W	67-60
1949	H	W +	67-63
1949	A	W	60-34
1950	H	W	63-48

1950	A	W	62-45
1951	H	W	49-42
1951	A	L	58-61
1952	H	W	48-46
1952	A	L	47-51
1953	H	W	76-55
1954	A	W	64-56
1959	H	L	47-76
1960	A	L	66-84
1961	H	W	55-51
1962	A	L	75-92
1963	H	W	76-58
1963	A	W	70-56
1964	A	W	72-68
1965	A	L	61-62
1965	H	L	58-59
1966	A	W	73-72
1967	H	L	60-66
1968	A	W	70-62
1968	A	L	56-71
1969	A	L	56-59
1969	H	W	56-50
1970	A	L	43-64
1970	A	L	51-60
1971	A	L	69-72
1971	H	L	75-89
1972	A	L	60-72
1973	A	L ++	73-75
1973	H	L	58-64
1974	A	L +	48-49
1974	A	L	58-59
1975	H	L	63-69
1976	A	L	54-78
1976	A	L	66-82
1977	A	L	57-64
1977	H	L	58-73
1978	A	L	64-75
1979	H	W	65-52
1980	A	W	57-56
1981	H	L	53-64
1982	A	L	64-94
1983	H	L	62-68
1984	A	L	59-74
1986	H	W	75-74
1987	A	L	71-84
1988	H	W	66-55
1989	A	W	70-55
1989	H	W	61-50
1990	A	W +	63-58
1990	H	W	82-65
1991	A	L	58-69
1992	H	W	81-63
1993	A	W	77-67
1994	H	W	71-52
1995	A	L	65-80
1996	H	W	55-46
1997	A	L	52-59
1998	H	L	60-65

+ - overtime period

Michigan

UW TRAILS: 50-80
At Madison: 35-31
At Ann Arbor: 14-48
Neutral Sites: 1-1

1920	H	W	40-13
1920	A	L	20-23
1921	H	W	27-24
1921	A	W	25-17
1922	H	W +	18-16
1922	A	L	17-18
1923	A	L	18-15

1923	H	W	16-11
1925	A	L	12-14
1925	H	L	16-27
1926	A	L	13-22
1926	H	L +	23-24
1928	H	W	26-22
1928	A	L	19-42
1929	H	L	23-31
1929	A	L	22-37
1931	A	L	17-23
1931	H	L	15-26
1932	H	L	18-24
1932	A	L	13-33
1934	H	W	34-23
1934	A	W	32-26
1935	A	W	34-20
1935	H	W	33-19
1937	A	L	31-43
1937	H	L	27-41
1938	A	W	39-30
1938	A	L	29-58
1939	A	W	42-39
1940	H	L	39-44
1941	A	W	40-30
1942	H	W	58-36
1943	A	L	34-38
1943	A	W	55-34
1944	H	W	50-41
1944	H	W	42-31
1945	A	W	55-44
1945	H	L	39-50
1946	H	W	58-57
1946	A	L	56-66
1947	A	W	52-51
1948	H	L	39-43
1949	A	L	38-40
1950	H	W	53-41
1951	A	W	61-52
1951	H	L	50-52
1952	A	L	55-56
1952	H	W	69-53
1953	H	W	75-63
1953	H	W	74-52
1954	H	W	77-56
1955	A	L	63-90
1956	H	W	69-58
1956	A	L	68-78
1957	A	L	62-71
1957	H	W	70-65
1958	A	L	49-70
1958	H	L	65-72
1959	H	L	74-84
1959	A	L	63-87
1960	A	W +	88-82
1961	H	W	76-68
1962	H	L	74-81
1962	A	L	65-84
1963	A	W	81-78
1963	H	L	80-82
1964	H	L	59-103
1965	A	L	75-98
1966	H	L	67-69
1966	A	L	102-120
1967	LA	L	88-98
1967	H	W	98-90
1967	D	W	80-79
1968	H	W	77-75
1969	A	L	79-84
1970	H	W	84-74
1970	A	W	90-86
1971	H	L	89-90
1971	A	L	73-93
1972	A	L	70-93
1973	H	W	94-79
1974	A	L	75-83
1974	H	L	74-78
1975	A	L +	73-75

1975	H	W	70-68
1976	H	L	81-106
1976	A	L	86-107
1977	A	L	63-66
1977	H	L	64-69
1978	A	L	64-83
1978	H	L	66-68
1979	H	W	77-66
1979	A	W	66-65
1980	H	L +	69-73
1980	A	L	59-68
1981	H	L	67-74
1981	A	L	64-71
1982	A	W	65-63
1982	H	L	84-91
1983	A	L	57-62
1983	H	W	82-70
1984	H	W	71-64
1984	A	L	75-84
1985	H	L	81-94
1985	A	L	68-88
1986	A	L	64-91
1986	H	L	74-97
1987	H	L	78-84
1987	A	L	64-77
1988	A	L	54-65
1988	H	L	67-80
1989	H	W	71-68
1989	A	L	70-92
1990	H	L	63-77
1990	A	L	64-94
1991	H	L +	68-69
1991	A	L	62-65
1992	A	L	83-98
1992	H	W	96-78
1993	H	L	73-98
1993	A	L	66-85
1994	A	L	75-79
1994	H	W	71-58
1995	A	L	58-62
1995	H	W	70-65
1996	H	W	51-46
1996	A	L	51-65
1997	H	W	58-53
1998	H	L	63-76
1998	A	L	70-76

+ - overtime period
D - Detroit
LA - Los Angeles

ROUGH ROAD

The Badgers will play non-conference road games at five of America's most challenging sites this year. Wisconsin travels to Illinois State (11-1 at home last season), Rhode Island (12-2), Temple (9-3), Texas (9-5) and Marquette (11-5). In addition to these five difficult road forays, the Badgers will take part in the Top of the World Classic in Fairbanks, Alaska.

Series Scores, cont.



Michigan State

UW TRAILS: 48-53
 At Madison: 35-19
 At East Lansing: 13-34

1922	H	W	27-12
1933	H	W	26-16
1934	H	L	22-23
1935	H	W +	23-21
1936	H	W	26-21
1937	H	W	22-17
1938	H	W	30-27
1939	H	W	39-37
1940	A	L	41-48
1946	H	L	48-59
1946	A	L	52-56
1947	A	W	58-48
1948	H	W	51-39
1950	A	W	66-47
1951	A	W	53-52
1951	H	W	35-29
1952	A	L	39-50
1952	H	L	55-57
1953	A	L	45-53
1953	H	W	58-51
1954	A	W	57-53
1954	H	W	79-56
1955	A	L	77-94
1955	H	L	70-73
1956	A	L	82-89
1957	H	L	62-78
1958	H	W	66-52
1958	A	L	59-93
1959	H	L	57-88

1959	A	L	73-93
1960	H	L	79-91
1961	A	W	74-71
1962	A	W	83-78
1962	H	W	77-72
1963	H	L	68-75
1963	A	W +	92-89
1964	A	L	90-106
1965	H	W	99-89
1966	A	L	65-79
1966	H	W	78-77
1967	A	L	61-68
1967	H	W	68-64
1968	H	W	70-68
1968	A	L	77-87
1969	A	L	67-77
1969	H	W	76-64
1970	H	W	89-79
1971	A	L	78-97
1972	A	L	76-83
1972	H	W	101-74
1973	H	W	93-80
1973	A	L +	78-79
1974	H	W	87-80
1975	A	L	87-105
1975	H	W	103-96
1976	H	W	70-63
1976	A	W	86-82
1977	A	L	61-84
1977	H	W +++	87-83
1978	A	L	63-74
1978	H	L	75-89
1979	A	L	55-84
1979	H	W	83-81
1980	A	L	61-62
1980	H	W	80-66

1981	H	W	63-62
1981	A	L	65-74
1982	A	L	58-68
1982	H	W	65-60
1983	A	L	66-86
1983	H	L	65-91
1984	H	W	81-74
1984	A	L	59-78
1985	H	L	68-77
1985	A	L	63-82
1986	A	L	81-83
1986	H	L	71-84
1987	H	L	78-81
1987	A	W	65-63
1988	H	W ++	78-72
1988	A	W	71-69
1989	H	W +	69-64
1989	A	L	61-70
1990	H	L	61-64
1990	A	L	57-60
1991	A	L	50-65
1991	H	W ++	84-78
1992	H	L	64-79
1992	A	L	61-76
1993	A	W	67-66
1993	H	W	65-62
1994	A	L	60-70
1994	H	W	87-62
1995	H	L	64-78
1995	A	L	72-97
1996	H	W	61-48
1996	A	W	73-52
1997	H	L	50-58
1997	A	L	49-68
1998	A	L	40-63
1998	H	L	47-56

+ - overtime period

Minnesota

UW TRAILS: 72-95
 At Madison: 48-32
 At Minneapolis: 24-63

1900	A	L	15-17
1901	A	L	15-42
1902	A	L	10-30
1903	A	L	11-33
1906	H	W	31-24
1906	A	L	10-16
1907	A	L	11-18
1907	H	W	31-20
1908	H	W	37-16
1908	A	W	34-14
1909	A	W	14-13
1909	H	W	37-14
1910	H	W	24-14
1910	A	L	9-16
1911	A	L	16-17
1911	H	L	13-21
1912	H	W	22-12
1912	A	W +	29-26
1913	A	W	19-11
1913	H	W	29-11
1914	H	W	28-7
1914	A	W	27-9
1915	A	W	23-20
1915	H	W	31-7
1916	H	W	31-11
1916	A	W	32-14
1917	A	L	25-33
1917	H	W	16-13
1918	A	W	18-17
1918	H	L	11-19

1919	A	L	11-38
1919	H	L	12-23
1920	H	W	28-12
1920	A	L	26-32
1921	A	L	21-22
1921	H	W	18-12
1922	H	L	15-17
1922	A	W	34-20
1923	A	W	24-12
1923	H	W	36-10
1925	A	L	14-16
1925	H	L	14-25
1926	H	W	36-24
1926	A	L	19-31
1928	A	W	35-26
1928	H	W	38-18
1929	A	W	29-21
1929	H	W	39-17
1931	A	L	26-28
1931	H	L	15-42
1932	A	L	17-43
1932	H	L	21-23
1934	A	W	31-30
1934	H	W	34-23
1935	H	W	38-31
1935	A	W	28-27
1937	H	L	32-37
1937	A	L	17-30
1938	H	W	35-28
1938	A	L	28-35
1939	A	L	32-34
1939	H	W	35-25
1940	H	W	36-34
1940	A	L	39-44
1941	A	L	27-44
1941	H	W	42-32
1942	A	W	49-47
1943	H	W	54-33
1943	A	L	34-48
1944	A	W	49-30
1944	H	W	50-33
1945	H	W	46-37
1945	A	L	50-54
1946	H	L	45-46
1946	A	L	57-58
1947	H	W	60-51
1947	A	L	55-58
1948	H	W	59-50
1948	A	L	41-46
1949	A	L	33-47
1949	A	W	45-43
1950	H	W	57-54
1950	A	W	60-54
1951	A	W	47-44
1952	H	L	47-54
1953	A	L	53-64
1953	H	W	76-74
1954	H	L	68-78
1954	A	L	73-78
1955	H	L	69-71
1955	A	W	78-72
1956	H	L	71-77
1957	A	L	53-85
1958	H	L	66-71
1958	A	L	63-71
1959	A	L	66-79
1959	H	L	50-69
1960	A	L	72-86
1961	H	W	83-75
1962	A	W	94-88
1962	H	L	90-92
1963	H	L	68-69
1963	A	L	48-72
1964	A	L	92-111
1964	H	L	96-105
1965	A	L	57-81
1965	H	L	91-101

Series Scores, cont.

1966	A	W	87-74
1967	H	W	85-75
1968	A	W	72-62
1968	H	W	94-82
1969	H	W	68-61
1969	A	W	69-63
1970	H	W	90-84
1971	A	L	98-104
1972	H	L	59-65
1972	A	L	73-76
1973	A	L	54-78
1973	H	L	64-81
1974	A	L +	63-64
1975	H	L	46-61
1975	A	L	58-65
1976	H	L	84-96
1976	A	L	74-98
1977	A	L %	64-82
1977	H	L %	61-64
1978	A	L	51-61
1978	H	L	55-64
1979	A	L	72-82
1979	H	L	72-74
1980	A	L +	76-82
1980	H	W	70-55
1981	A	L	60-76
1981	H	W +	60-58
1982	H	L	57-78
1982	A	L	60-71
1983	H	L	58-65
1983	A	L	71-78
1984	A	L	62-75
1984	H	L	67-68
1985	A	L	62-72
1985	H	W	65-61
1986	H	L	65-67
1986	A	W	70-64
1987	A	L	67-69
1987	H	W	69-52
1988	A	L	62-71
1988	H	W	81-70
1989	H	W	75-67
1989	A	L	58-59
1990	H	W	77-75
1990	A	L	67-68
1991	H	W	72-62
1991	A	L	70-80
1992	H	L	48-49
1992	A	L	57-76
1993	H	W	79-70
1993	A	L	71-85
1994	A	L	53-90
1994	H	L	78-109
1995	H	W	74-67
1995	A	L	70-78
1996	H	W +	73-65
1996	A	L	66-70
1997	A	L	48-65
1997	H	W	66-65
1998	A	L	48-58

+ - overtime period
% - forfeited by UM

Nebraska

UW TRAILS: 5-10
At Madison: 4-3
At Lincoln: 1-5
Neutral Sites: 0-2

1904	A	L	22-25
1907	H	W	35-31
1908	H	W	34-4
1922	H	W	27-14

1940	ML	L	43-53
1941	A	W	46-31
1956	H	W	71-52
1957	A	L	51-53
1966	H	L	88-101
1969	A	L	55-68
1980	HN	L +	82-83
1984	H	L ++	69-71
1985	A	L	51-53
1991	H	L	63-75
1992	A	L	67-86

+ - overtime period
ML - Milwaukee
HN - Rainbow Classic, Honolulu

New Mexico State

First Meeting

Northern Illinois

UW LEADS: 9-1
At Madison: 6-0
At DeKalb: 0-1
Neutral Sites: 3-0

1969	H	W	69-67
1976	H	W	97-77
1977	A	L	57-81
1978	H	W +	74-73
1983	MC	W	58-55
1984	H	W	90-68
1985	MC	W	83-71
1986	H	W	76-67
1987	MC	W	95-63
1988	H	W	87-77

+ - overtime period
MC - Metro Centre, Rockford, Ill.

Northwestern

UW LEADS: 90-57
At Madison: 53-20
At Evanston: 31-34
Neutral Sites: 6-3

1910	H	W	55-9
1910	A	W	39-11
1911	A	W	29-9
1911	H	W	23-11
1912	A	W	32-19
1912	H	W	46-11
1914	H	W	38-9
1914	A	W	33-26
1916	H	W	22-18
1916	A	W	24-21
1917	A	W +	29-21
1917	H	W	23-21
1918	A	L	17-33
1918	H	W	26-18
1919	H	L	15-20
1919	A	L	23-32
1921	A	L	12-13
1921	H	W	22-10
1922	A	W	21-9
1922	H	W	23-11
1923	A	W	21-10
1923	H	W	29-17
1924	A	W	25-10
1924	H	W	23-14

1926	H	W	35-27
1926	A	L	26-36
1927	A	W	28-18
1927	H	W	25-24
1929	H	W	37-23
1929	A	W	31-25
1930	A	L	14-23
1930	H	W	29-22
1932	A	L +	30-31
1932	H	L	24-28
1933	A	L	22-40
1933	H	L	28-30
1935	H	W	16-9
1935	A	L	31-36
1936	H	L	28-33
1936	A	L	26-49
1938	A	L	38-47
1938	H	L	23-27
1939	A	L	27-37
1940	H	L	44-47
1941	A	W +	48-46
1942	CS	W	49-46
1942	H	W	59-47
1943	CS	W	67-65
1943	H	L	54-56
1944	CS	L	38-60
1944	H	W ++	50-47
1945	H	L	37-52
1945	CS	W	44-43
1946	CS	L	34-56
1946	H	L	58-63
1947	H	W	45-44
1947	CS	W	54-42
1948	CS	W	68-62
1948	H	W	59-54
1949	CS	W	56-52
1949	H	W	57-46
1950	CS	W	66-59
1950	H	W	67-53
1951	H	W	68-56
1952	A	W	74-58
1953	A	W	78-56
1953	H	W	74-58
1954	H	W	64-47
1955	A	L	72-80
1956	A	W	79-55
1956	H	W	76-70
1957	A	L	54-75
1957	H	W	82-69
1958	A	L	65-82
1959	H	L	82-86
1960	H	L	69-77
1960	A	L	59-73
1961	A	L	52-54
1961	H	W	75-61
1962	A	W	65-64
1963	H	W	78-65
1964	A	L	63-76
1964	A	L	64-72
1965	H	W +	93-87
1965	A	W	88-76
1966	A	L	65-76
1966	H	W	90-62
1967	H	W	110-94
1967	A	L	82-91
1968	A	L	75-77
1969	H	L	70-72
1970	A	L	75-82
1970	H	L	82-87
1971	H	W	87-72
1972	A	L	91-101
1972	H	L	82-90
1973	A	L	73-74
1974	H	W	87-53
1974	A	W	77-62
1975	A	L	66-69
1975	H	W	94-70

1976	A	L	60-62
1976	H	L	77-90
1977	H	W	61-60
1977	A	L	88-98
1978	H	L	85-93
1978	A	W	81-80
1979	H	W	95-82
1979	A	W	72-70
1980	H	W	75-66
1980	A	L	50-53
1981	A	L	48-50
1981	H	W	60-57
1982	H	L	55-61
1982	A	W	61-60
1983	H	W	49-45
1983	DP	L	57-64
1984	A	W +	61-60
1984	H	W	54-47
1985	A	W	52-51
1985	H	W	61-53
1986	H	W	57-52
1986	A	W	70-68
1987	A	W	62-57
1987	H	W	76-59
1988	H	W	80-59
1988	A	W	74-69
1989	A	W	59-58
1989	H	W	72-60
1990	A	L	85-87
1990	H	W	65-50
1991	A	W	74-57
1991	H	W	79-76
1992	H	W	69-67
1992	A	L	65-76
1993	H	W	101-87
1993	A	L	89-100
1994	H	L	71-75
1994	A	L	54-66
1995	H	W	97-73
1995	A	W	70-56
1996	A	L	52-62
1996	H	L	71-82
1997	H	W	65-53
1997	A	W	56-44
1998	H	W	56-33
1998	A	L	39-47

+ - overtime period
CS - Chicago Stadium
DP - DePaul Alumni Hall

Ohio State

UW TRAILS: 53-74
At Madison: 36-28
At Columbus: 17-46

1905	A	L	22-25
1913	H	W	22-11
1913	A	W	27-22
1915	A	W	26-17
1915	H	W	23-12
1917	A	W	30-22
1917	H	W	40-15
1920	H	W	31-27
1920	A	W	34-22
1921	A	W	40-21
1921	H	W	34-24
1924	A	L	13-27
1924	H	W	30-20
1925	H	L	20-27
1925	A	L	23-37
1927	H	W	25-16
1927	A	L	16-20
1928	A	W	30-13

Series Scores, cont.

1928	H	W	21-18
1930	A	W	32-25
1930	H	W	32-23
1931	A	L	19-29
1931	H	W	28-24
1933	H	L	30-31
1933	A	L	20-37
1934	H	W	42-23
1934	A	W	44-38
1936	A	L	23-44
1936	H	W	34-25
1937	H	L	22-28
1937	H	W +	35-33
1939	H	L	38-46
1940	A	L	35-41
1941	H	W	46-31
1942	H	W	49-39
1942	A	W	44-39
1945	A	L	36-40
1945	H	L	34-63
1947	H	L	56-57
1948	A	L	47-53
1949	H	L	54-57
1950	A	L	47-61
1951	A	W	74-67
1951	H	W	56-51
1952	H	W	58-51
1952	A	L	56-69
1953	H	W	64-51
1953	A	W	69-63
1954	A	W	79-73
1955	H	W	86-63
1956	A	L ++	98-100
1956	H	L	71-79
1957	H	L	64-67
1957	A	L	50-63
1958	H	W	67-64
1959	A	L	72-78
1960	H	L	69-106
1960	A	L	68-93
1961	H	L	68-100
1961	A	L	74-97
1962	H	W	86-67
1963	A	L	70-94
1964	H	L	85-101
1964	A	L	74-92
1965	A	L	86-98
1965	H	L	71-73
1966	A	L +	81-87
1967	H	L +	84-90
1968	A	L	64-86
1968	H	W	86-78
1969	A	L	69-84
1969	H	W	77-73
1970	H	L	86-98
1970	A	L	87-96
1971	A	L	69-83
1971	H	L	71-79
1972	A	L	69-79
1973	H	W	84-76
1974	H	W	69-64
1974	A	W	68-56
1975	H	L	67-69
1975	A	L	70-76
1976	H	W +	82-81
1976	A	W	91-79
1977	H	L	58-60
1977	A	L +	80-82
1978	A	L	61-77
1978	H	L	78-83
1979	A	L	71-82
1979	H	W	76-73
1980	A	W	72-71
1980	H	W	70-67
1981	A	L	67-71
1981	H	W	77-63
1982	A	L	59-67

1982	H	L	75-77
1983	A	L	69-82
1983	H	L	65-68
1984	H	L	74-85
1984	A	L	65-71
1985	A	L	88-99
1985	H	W	92-78
1986	H	L	61-78
1986	A	L	71-73
1987	A	L	66-81
1987	H	L	69-83
1988	H	W	64-63
1988	A	L	53-78
1989	A	L	70-73
1989	H	W	77-65
1990	A	L	53-68
1990	H	L	58-68
1991	A	L	60-92
1991	H	L	71-73
1992	A	L	72-86
1992	H	L	63-67
1993	H	W	76-67
1993	A	L	70-80
1994	H	W	69-55
1994	A	L	57-73
1995	A	W	81-59
1995	H	W	80-69
1996	A	L	55-63
1996	H	W	62-56
1997	A	L	42-60
1998	A	W	64-59
1998	H	L	56-61

+ - overtime period

Penn State

UW LEADS: 8-5

At Madison: 4-2

At University Park: 3-3

Neutral Sites: 1-0

1993	A	W	75-68
1993	H	L	58-62
1994	A	W	71-56
1994	H	W	77-64
1995	H	L	67-78
1995	A	L	67-74
1996	A	L	50-79
1996	H	W	54-52
1997	H	W	64-45
1997	A	W	49-45
1998	H	W	76-57
1998	A	L	69-75
1998	UC	W	52-51

UC - United Center, Chicago

Pepperdine

UW TRAILS: 0-1

At Malibu: 0-1

1998	A	L	66-77
------	---	---	-------

Purdue

UW TRAILS: 52-93

At Madison: 37-35

At West Lafayette: 15-58

1906	A	W	34-14
1906	H	W	31-15



1907	A	W	33-27
1907	H	W	37-10
1908	A	W	28-24
1908	H	W	34-13
1909	A	L	20-23
1909	H	W	29-6
1910	A	L	17-29
1910	H	W	38-14
1911	A	L	16-34
1911	H	W	45-17
1913	A	W	25-15
1913	H	W	22-19
1914	H	W +	25-20
1914	A	W	27-13
1915	A	W +	28-24
1915	H	W	26-21
1916	A	W	33-17
1916	H	W	35-22
1918	H	W	21-16
1918	A	W	24-18
1923	A	L	13-17
1923	H	W	20-19
1925	H	L	22-30
1925	A	L	26-32
1926	H	L	21-29
1926	A	L	31-32
1928	H	W	28-22
1928	A	L	15-31
1929	A	W	31-26
1929	H	W	27-24
1931	A	L	27-46
1931	H	L	17-24
1932	A	L	22-38
1932	H	L	21-28
1934	H	L	26-27
1934	A	L	25-37
1935	H	L	18-19
1935	A	L	24-43
1937	A	L	30-43
1937	H	W	46-43

1938	A	L	34-40
1938	H	L	39-46
1939	A	L	31-39
1939	H	W +	32-30
1940	A	L	36-49
1940	H	L +	45-48
1941	H	W +	48-42
1941	A	W	43-42
1942	A	L	34-40
1943	A	W	53-45
1944	H	L +	50-52
1945	A	L	34-45
1945	H	W	64-48
1946	H	L	49-53
1946	A	L	46-59
1947	A	W	72-60
1948	H	W	49-44
1949	A	L	48-53
1950	H	W	56-45
1951	A	L	46-62
1951	H	L	61-64
1952	H	L	64-79
1952	A	L	67-78
1953	A	L	59-65
1953	H	W	50-46
1954	H	W	66-57
1954	A	L	66-71
1955	A	L	63-75
1955	H	W	75-73
1956	H	L	66-78
1957	A	L	66-85
1958	A	L	47-62
1958	H	L	76-81
1959	A	L	61-84
1959	H	W	91-86
1960	A	L	69-99
1960	H	W	89-80
1961	A	L	58-69
1961	H	L	81-88
1962	H	W	89-86

Series Scores, cont.

1963	A	W	74-66
1964	H	W	81-80
1964	A	L	83-97
1965	H	W	76-66
1965	A	L	74-83
1966	H	W	69-68
1967	A	W	79-76
1968	A	L	79-99
1968	H	W	104-84
1969	H	L	80-86
1969	A	L	69-87
1970	A	L	74-90
1971	H	L	77-81
1972	A	W	84-65
1972	H	W	66-60
1973	A	L	59-66
1973	H	W	71-63
1974	A	L	80-107
1975	A	L	49-88
1975	H	L	64-69
1976	A	L	72-87
1976	H	L	74-85
1977	A	L	71-81
1977	H	W	76-74
1978	H	L	70-79
1978	A	L	78-87
1979	A	L	60-73
1979	H	L	48-54
1980	H	L +	60-73
1980	A	L	61-69
1981	H	L	69-71
1981	A	L	61-72
1982	A	L	67-81
1982	H	L	46-55
1983	H	L	64-80
1983	A	L	64-79
1984	A	L	65-84
1984	H	L	48-61
1985	H	L	68-72
1985	A	L	52-67

1986	A	L	73-100
1986	H	L	78-80
1987	H	L	48-57
1987	A	L	62-70
1988	A	L	62-86
1988	H	L	56-84
1989	H	L	62-68
1989	A	L	60-65
1990	H	L	54-56
1990	A	L	55-62
1991	H	W	66-44
1991	A	L	62-69
1992	H	W	79-69
1992	A	L	51-61
1993	A	L	60-76
1993	H	L ++	87-90
1994	H	W	75-69
1994	A	L	64-67
1995	A	L	56-66
1996	H	L	42-75
1997	A	L	52-60
1997	H	W	69-52
1998	A	L	59-82

+ - overtime period

Rhode Island

First Meeting

Temple

TIED: 2-2
At Madison: 1-1
At Philadelphia: 1-1

1968	QC	L	80-82
1996	H	W +	57-54

1997	A	W +	64-57
1998	H	L	49-59

+ - overtime period
QC - Quaker City Classic, Phila.

Texas

TIED: 1-1
Neutral Sites: 1-1

1971	ML	W	89-73
1997	P	L	58-71

ML - Milwaukee Invitational
P - Pittsburgh (NCAA Tournament)

Villanova

UW TRAILS: 0-1
Neutral Sites: 0-1

1996	M	L	58-66
------	---	---	-------

M - Maui Invitational

Virginia

UW TRAILS: 0-1
Neutral Sites: 0-1

1975	ML	L	78-86
------	----	---	-------

ML - Milwaukee Invitational

Washington State

TIED: 4-4
At Madison: 2-1
At Pullman: 1-1
Neutral Sites: 1-2

1941	KC	W	39-34
1961	POR	L	72-78
1983	H	L	64-66
1985	H	W	61-59
1986	A	W	74-68
1988	H	W	80-65
1990	A	L	52-55
1992	HN	L	51-73

KC - NCAA Final, Kansas City, Mo.
POR - Far West Classic, Portland
HN - Rainbow Classic, Honolulu

UW-Milwaukee

UW LEADS: 14-1
At Madison: 8-1
At Milwaukee: 6-0

1902	A	W	37-18
1915	A	W	21-10
1916	A	W	51-12
1916	A	W	39-8
1919	A	W	39-18
1920	A	W	36-10
1974	H	W	73-46
1978	H	W	72-66
1979	H	W	74-55
1993	H	L	72-77
1994	H	W	106-84
1995	H	W	90-64
1996	H	W	94-63
1997	H	W	61-41
1998	H	W	65-58



The Old Red Gym was the home of Badger basketball until the UW Field House was built in 1930.

Series Records

Opponent.....	UW			
	Record	Home	Away	Neut.
Air Force.....	2-0	1-0	1-0	0-0
Alabama.....	0-2	0-1	0-1	0-0
Alcorn State.....	1-0	1-0	0-0	0-0
Alumni.....	1-0	1-0	0-0	0-0
Arizona.....	1-1	0-0	0-1	1-0
Arkansas State.....	1-0	1-0	0-0	0-0
Armour Institute.....	2-0	0-0	2-0	0-0
Army.....	1-0	0-0	0-0	1-0
Ball State.....	5-2	5-0	0-2	0-0
Beloit.....	16-0	14-0	2-0	0-0
Bethune-Cookman.....	1-0	1-0	0-0	0-0
Boston College.....	3-2	0-0	0-0	3-2
Bowling Green State.....	2-1	2-0	0-1	0-0
Bradley.....	2-2	1-0	0-2	1-0
Brigham Young.....	1-0	1-0	0-0	0-0
Brown.....	2-0	2-0	0-0	0-0
Buckland Guards.....	0-1	0-0	0-1	0-0
Butler.....	17-12	13-6	4-6	0-0
California.....	2-5	1-0	0-3	1-2
California-Davis.....	1-0	1-0	0-0	0-0
Cal. State-Los Angeles.....	1-0	1-0	0-0	0-0
Camp Grant.....	2-1	1-1	1-0	0-0
Canisius.....	1-1	1-0	0-1	0-0
Carleton.....	5-1	5-1	0-0	0-0
Carroll.....	5-0	5-0	0-0	0-0
Chaminade.....	1-0	0-0	0-0	1-0
Charleston Southern.....	1-0	1-0	0-0	0-0
City College of New York.....	0-1	0-0	0-0	0-1
Central Connecticut State.....	1-0	1-0	0-0	0-0
Central Michigan.....	3-2	3-0	0-2	0-0
Chicago.....	47-21	27-7	20-14	0-0
Chicago YMCA.....	0-1	0-0	0-1	0-0
Cincinnati.....	1-5	0-2	0-2	1-1
Cleveland State.....	1-0	1-0	0-0	0-0
Coastal Carolina.....	1-0	1-0	0-0	0-0
Coe.....	1-0	1-0	0-0	0-0
Columbia.....	0-2	0-1	0-1	0-0
Co. C, Hudson.....	1-0	0-0	1-0	0-0
Co. E, Fond du Lac.....	1-1	0-0	1-1	0-0
Co. E, New York.....	0-1	0-0	0-1	0-0
Co. F, Oconto.....	1-0	0-0	1-0	0-0
Co. F, Portage.....	2-0	0-0	2-0	0-0
Co. G, Appleton.....	1-0	0-0	1-0	0-0
Co. G, Madison.....	1-0	1-0	0-0	0-0
Co. G, Sparta.....	1-0	0-0	1-0	0-0
Coppin State.....	1-0	1-0	0-0	0-0
Creighton.....	1-0	1-0	0-0	0-0
Dartmouth.....	3-1	2-0	1-1	0-0
Davidson.....	0-1	0-0	0-0	0-1
Dayton.....	1-0	0-0	0-0	1-0
Denver.....	2-0	2-0	0-0	0-0
DePaul.....	1-6	1-2	0-3	0-1
DePauw *.....	10-0	10-0	0-0	0-0
DePauw Pre-Flight.....	1-0	1-0	0-0	0-0
Detroit Mercy.....	2-0	2-0	0-0	0-0
Dubuque YMCA.....	1-0	0-0	1-0	0-0
Duluth YMCA.....	1-0	0-0	1-0	0-0
Duquesne.....	0-1	0-0	0-0	0-1
East Tennessee State.....	1-0	1-0	0-0	0-0
East Texas State.....	1-0	1-0	0-0	0-0
Eastern Illinois.....	4-1	4-0	0-1	0-0
Eastern Michigan.....	3-2	3-0	0-1	0-1

Opponent.....	UW			
	Record	Home	Away	Neut.
Fairfield.....	1-0	1-0	0-0	0-0
Ferris State.....	1-0	1-0	0-0	0-0
Florida.....	1-1	1-0	0-1	0-0
Florida A&M.....	1-0	1-0	0-0	0-0
Florida State.....	1-0	1-0	0-0	0-0
Florida Tech.....	1-0	1-0	0-0	0-0
Fordham.....	1-0	0-0	0-0	1-0
Franklin College.....	2-3	2-3	0-0	0-0
FRESNO STATE.....	1-1	0-0	1-0	0-1
Georgetown.....	1-1	0-0	0-0	1-1
George Washington.....	0-1	0-0	0-1	0-0
Georgia.....	0-2	0-0	0-0	0-2
Georgia Tech.....	1-0	0-0	0-0	1-0
Gonzaga.....	2-0	1-0	0-0	1-0
Grambling.....	1-0	1-0	0-0	0-0
Great Lakes.....	2-11	1-6	1-5	0-0
Grinnell.....	3-0	2-0	1-0	0-0
Hamline.....	2-0	2-0	0-0	0-0
Hardin-Simmons.....	1-0	1-0	0-0	0-0
Harvard.....	1-0	0-0	0-0	1-0
Hawaii.....	1-0	0-0	0-0	1-0
Highland Park.....	1-0	0-0	1-0	0-0
Houston.....	1-1	1-0	0-1	0-0
Howard.....	1-0	1-0	0-0	0-0
ILLINOIS.....	62-97	45-36	17-60	0-1
Illinois-Chicago.....	0-1	0-1	0-0	0-0
ILLINOIS STATE.....	1-1	1-1	0-0	0-0
INDIANA.....	47-87	27-40	20-47	0-0
Indiana State.....	0-1	0-1	0-0	0-0
Institute AC.....	0-1	0-0	0-1	0-0
IOWA.....	58-71	40-28	18-43	0-0
Iowa Pre-Flight.....	1-0	1-0	0-0	0-0
Iowa State.....	3-5	3-1	0-3	0-1
Kansas.....	1-3	1-1	0-2	0-0
Kansas State.....	2-2	2-0	0-2	0-0
Kent.....	1-0	1-0	0-0	0-0
Kentucky.....	1-2	0-0	0-2	1-0
Kentucky State.....	3-0	3-0	0-0	0-0
Knox.....	3-0	3-0	0-0	0-0
La Crosse YMCA.....	1-0	1-0	0-0	0-0
Lake Forest.....	1-0	1-0	0-0	0-0
Lawrence.....	9-1	8-0	1-1	0-0
Lewis Institute.....	1-0	0-0	1-0	0-0
Lombard.....	3-0	3-0	0-0	0-0
Long Island.....	1-0	1-0	0-0	0-0
Louisiana State.....	3-0	1-0	1-0	1-0
Louisville.....	0-1	0-0	0-1	0-0
LOYOLA (IL).....	9-7	7-3	2-4	0-0
Loyola (LA).....	4-0	2-0	2-0	0-0
Loyola-Marymount.....	2-0	1-0	1-0	0-0
Maine.....	1-0	0-0	0-0	1-0
Manhattan.....	2-0	1-0	0-0	1-0
Manitowoc.....	1-0	0-0	1-0	0-0
MARQUETTE.....	55-49	32-14	23-35	0-0
Marshall.....	0-1	0-0	0-0	0-1
Maryland.....	2-0	1-0	1-0	0-0
Memphis.....	1-0	0-0	0-0	1-0
Menasha.....	1-0	0-0	1-0	0-0
Miami (FL).....	2-0	1-0	1-0	0-0
Miami (OH).....	1-0	1-0	0-0	0-0
MICHIGAN.....	50-80	35-31	14-48	1-1
MICHIGAN STATE.....	48-53	35-19	13-34	0-0

Series Records, cont.

Opponent	UW			
	Record	Home	Away	Neut.
Michigan Tech	2-0	2-0	0-0	0-0
Milliken	1-0	1-0	0-0	0-0
Milton	1-0	1-0	0-0	0-0
Milwaukee AC	1-1	1-0	0-1	0-0
Milwaukee West HS	1-0	0-0	1-0	0-0
MINNESOTA	72-95	48-32	24-63	0-0
Mississippi Valley State	1-0	1-0	0-0	0-0
Missouri	6-4	5-0	0-3	1-1
Monmouth	1-0	1-0	0-0	0-0
Montana	2-0	1-0	0-0	1-0
Morgan State	2-0	2-0	0-0	0-0
Navy	2-0	0-0	0-0	2-0
NEBRASKA	5-10	4-3	1-5	0-2
Nebraska-Omaha	1-0	1-0	0-0	0-0
Nebraska Wesleyan	2-0	1-0	0-0	1-0
Nevada	3-0	2-0	0-0	1-0
Nevada-Las Vegas	0-1	0-0	0-1	0-0
New Mexico	2-0	0-0	2-0	0-0
New Orleans	1-0	1-0	0-0	0-0
North Carolina-Charlotte	1-0	0-0	1-0	0-0
North Carolina-Wilmington	1-0	1-0	0-0	0-0
North Central (IL)	2-0	2-0	0-0	0-0
North Dakota	4-0	4-0	0-0	0-0
North Dakota State	5-1	5-1	0-0	0-0
Northeastern Illinois	1-0	1-0	0-0	0-0
NORTHERN ILLINOIS	9-1	6-0	0-1	3-0
Northern Iowa	3-1	2-0	0-1	1-0
Northern Michigan	2-0	2-0	0-0	0-0
NORTHWESTERN	90-57	53-20	31-34	6-3
N'western College (WI)	1-0	0-0	1-0	0-0
Notre Dame	10-17	7-7	2-10	1-0
Oberlin	0-1	0-0	0-1	0-0
Ohio	5-2	3-1	1-1	1-0
OHIO STATE	53-74	36-28	17-46	0-0
Oklahoma	3-3	1-2	1-1	1-0
Oklahoma City	1-0	1-0	0-0	0-0
Oklahoma State	0-1	0-0	0-0	0-1
Oral Roberts	0-2	0-0	0-1	0-1
Oregon	3-2	1-0	1-0	1-2
Oregon State	1-2	1-1	0-0	0-1
Oshkosh YMCA	1-0	0-0	1-0	0-0
Pacific	1-1	1-0	0-0	0-1
Parsons	1-0	1-0	0-0	0-0
Pennsylvania	4-0	2-0	2-0	0-0
PENN STATE	8-5	4-2	3-3	1-0
PEPPERDINE	0-1	0-0	0-1	0-0
Pittsburgh	10-5	7-2	2-2	1-1
Portland	2-1	1-0	1-1	0-0
Princeton	2-2	1-0	0-0	1-2
Providence	1-3	0-1	0-2	1-0
PURDUE	52-93	37-35	15-58	0-0
Rice	1-2	1-1	0-1	0-0
Ripon	19-1	13-0	5-1	1-0
Rochester	1-0	0-0	1-0	0-0
Rollins	2-0	2-0	0-0	0-0
Rutgers	1-0	0-0	0-0	0-1
St. Bonaventure	1-1	0-1	1-0	0-0
St. John's (NY)	2-0	1-0	1-0	0-0
St. Louis	2-2	2-1	0-1	0-0
St. Mary's (CA)	1-1	1-1	0-0	0-0
Sam Houston State	1-0	1-0	0-0	0-0
San Francisco State	2-0	2-0	0-0	0-0
San Jose State	1-0	1-0	0-0	0-0
Sharon AC	1-0	0-0	1-0	0-0
Sheboygan	2-0	0-0	2-0	0-0

Opponent	UW			
	Record	Home	Away	Neut.
Sheboygan YMCA	1-0	0-0	1-0	0-0
Sioux City YMCA	0-1	0-0	0-1	0-0
South Carolina	3-0	1-0	1-0	1-0
South Dakota	5-1	5-1	0-0	0-0
South Dakota State	2-0	2-0	0-0	0-0
South Florida	2-0	1-0	1-0	0-0
Southeast Missouri State	1-0	1-0	0-0	0-0
Southern California	1-2	1-0	0-2	0-0
Southern Illinois	1-3	1-1	0-2	0-0
SIU-Edwardsville	1-0	1-0	0-0	0-0
Southern Indiana	0-1	0-1	0-0	0-0
Southern Methodist	4-3	1-2	2-1	1-0
Stanford	3-6	2-3	0-3	1-0
Sun Prairie	1-0	0-0	1-0	0-0
Syracuse	1-0	0-0	0-0	1-0
TEMPLE	2-2	1-1	1-1	0-0
Tennessee	0-1	0-0	0-0	0-1
Tennessee Tech	1-0	1-0	0-0	0-0
TEXAS	1-1	0-0	0-0	1-1
Texas A&M	1-0	0-0	0-0	1-0
Texas-Arlington	1-0	1-0	0-0	0-0
Texas-El Paso	1-0	1-0	0-0	0-0
Texas Southern	1-0	1-0	0-0	0-0
Texas Tech	2-0	1-0	1-0	0-0
Toledo	2-1	2-0	0-1	0-0
Tulane	1-3	1-1	0-2	0-0
Truax Field	1-0	0-0	1-0	0-0
Two Rivers AC	0-1	0-0	0-1	0-0
UCLA	2-4	1-1	1-2	0-1
Utah	1-1	0-0	0-1	1-0
Utah State	1-0	0-0	0-0	1-0
Valparaiso	2-0	2-0	0-0	0-0
VILLANOVA	0-1	0-0	0-0	0-1
VIRGINIA	0-1	0-0	0-0	0-1
Wabash	3-0	3-0	0-0	0-0
Washburn	1-0	1-0	0-0	0-0
Washington	0-3	0-1	0-1	0-1
Wash. Continentals	0-1	0-0	0-1	0-0
Washington (MO)	4-0	3-0	1-0	0-0
WASHINGTON STATE	4-4	2-1	1-1	1-2
Wausau YMCA	1-0	0-0	1-0	0-0
Wayland Academy	2-0	0-0	2-0	0-0
West Virginia	2-1	1-0	1-0	0-1
Western Illinois	1-0	1-0	0-0	0-0
Western Kentucky	1-0	0-0	0-0	1-0
Western Michigan	1-0	1-0	0-0	0-0
Western Ontario	1-0	1-0	0-0	0-0
UW-Green Bay	5-0	5-0	0-0	0-0
UW-La Crosse	3-0	0-0	3-0	0-0
UW-MILWAUKEE	14-1	8-1	6-0	0-0
UW-Milwaukee Alumni	2-2	0-1	2-1	0-0
UW-Milwaukee "M" Club	2-0	0-0	2-0	0-0
UW-Oshkosh	2-0	0-0	2-0	0-0
UW-River Falls	2-0	2-0	0-0	0-0
UW-Stevens Point	1-1	0-0	1-1	0-0
UW-Stout	1-0	0-0	1-0	0-0
UW-Superior	1-0	0-0	1-0	0-0
Wright State	2-0	1-0	1-0	0-0
Wyoming	0-1	0-0	0-0	0-1
Xavier (OH)	1-0	0-0	1-0	0-0
Yale	3-1	1-0	0-0	2-1

* Includes one tie game

'98-99 opponents in BOLD CAPS

Yearly Season Records

Year	Overall			Big Ten				Home	Away	Neut.	Head Coach	Home Attend. (since '41)			Season High
	W	L	Pct.	W	L	Pct.	Pl.					G	Total	Average	
1898-99	0	3	.000	—	—	—	—	0-0	0-3	0-0	James Elsom				
1899-00	1	1	.500	—	—	—	—	0-0	1-1	0-0	James Elsom				
1900-01	1	1	.500	—	—	—	—	0-0	1-1	0-0	James Elsom				
1901-02	7	3	.700	—	—	—	—	0-0	7-2	0-1	James Elsom				
1902-03	5	2	.714	—	—	—	—	0-0	5-2	0-0	James Elsom				
1903-04	11	4	.733	—	—	—	—	2-0	9-4	0-0	James Elsom				
1904-05	10	8	.556	—	—	—	—	1-0	9-8	0-0	Emmett Angell				
1905-06	12	2	.857	6	2	.750	2	6-0	6-2	0-0	Emmett Angell				
1906-07	11	3	.786	6	2	.750	1t	7-1	4-2	0-0	Emmett Angell				
1907-08	10	2	.833	7	1	.875	1t	7-1	3-1	0-0	Emmett Angell				
1908-09	8	4	.667	5	4	.556	3	7-1	1-3	0-0	Haskell Noyes				
1909-10	9	5	.643	7	5	.583	3	8-0	1-5	0-0	Haskell Noyes				
1910-11	9	6	.600	6	6	.500	5	8-1	1-5	0-0	Haskell Noyes				
1911-12	15	0	1.000	12	0	1.000	1	8-0	7-0	0-0	Walter Meanwell				
1912-13	14	1	.933	11	1	.917	1	9-0	5-1	0-0	Walter Meanwell				
1913-14	15	0	1.000	12	0	1.000	1	9-0	6-0	0-0	Walter Meanwell				
1914-15	13	4	.765	8	4	.667	3	9-2	4-2	0-0	Walter Meanwell				
1915-16	20	1	.952	11	1	.917	1	10-0	10-1	0-0	Walter Meanwell				
1916-17	15	3	.833	9	3	.750	4	9-1	6-2	0-0	Walter Meanwell				
1917-18	14	3	.824	9	3	.750	1	9-1	5-2	0-0	Guy Lowman				
1918-19	5	11	.313	3	9	.250	10	1-6	4-5	0-0	Guy Lowman				
1919-20	15	5	.750	7	5	.583	5	9-1	6-4	0-0	Guy Lowman				
1920-21	13	4	.765	8	4	.667	1t	9-0	4-4	0-0	Walter Meanwell				
1921-22	14	5	.737	8	4	.667	2t	8-3	6-2	0-0	Walter Meanwell				
1922-23	12	3	.800	11	1	.917	1t	7-2	5-1	0-0	Walter Meanwell				
1923-24*	11	5	.688	8	4	.667	1t	8-1	3-4	0-0	Walter Meanwell				
1924-25	6	11	.353	3	9	.250	9	5-6	1-5	0-0	Walter Meanwell				
1925-26	8	9	.471	4	8	.333	8t	6-4	2-5	0-0	Walter Meanwell				
1926-27	10	7	.588	7	5	.583	4t	6-3	3-4	1-0	Walter Meanwell				
1927-28	13	4	.765	9	3	.750	3t	9-2	4-2	0-0	Walter Meanwell				
1928-29	15	2	.882	10	2	.833	1t	9-1	5-1	1-0	Walter Meanwell				
1929-30	15	2	.882	8	2	.800	2	12-0	3-2	0-0	Walter Meanwell				
1930-31	8	9	.471	4	8	.333	7t	7-3	1-6	0-0	Walter Meanwell				
1931-32	8	10	.400	3	9	.250	8t	7-4	1-6	0-0	Walter Meanwell				
1932-33	7	13	.350	4	8	.333	8	4-6	3-7	0-0	Walter Meanwell				
1933-34	14	6	.700	8	4	.667	2t	10-2	4-4	0-0	Walter Meanwell				
1934-35	15	5	.750	9	3	.750	1t	11-2	4-3	0-0	Harold Foster				
1935-36	11	9	.550	4	8	.333	8	9-3	2-6	0-0	Harold Foster				
1936-37	8	12	.400	3	9	.250	8t	7-4	1-8	0-0	Harold Foster				
1937-38	10	10	.500	5	7	.417	7	8-3	2-7	0-0	Harold Foster				
1938-39	10	10	.500	4	8	.333	7	8-3	2-7	0-0	Harold Foster				
1939-40	5	15	.250	3	9	.250	9	4-6	1-8	0-1	Harold Foster				
1940-41	20	3	.870	11	1	.917	1	11-1	6-2	3-0	Harold Foster	12	130,150	10,846	14,000
1941-42	14	7	.667	10	5	.667	2t	9-2	5-4	0-1	Harold Foster	11	116,050	10,550	14,000
1942-43	12	9	.571	6	6	.500	4t	7-4	4-5	1-0	Harold Foster	11	118,000	10,727	14,000
1943-44	12	9	.571	9	3	.750	2t	5-5	6-4	1-0	Harold Foster	10	84,200	8,420	14,000
1944-45	10	11	.476	4	8	.333	6t	6-5	3-6	1-0	Harold Foster	11	98,000	8,909	11,500
1945-46	4	17	.190	1	11	.083	9	4-7	0-10	0-0	Harold Foster	11	96,900	8,809	14,000
1946-47	16	6	.727	9	3	.750	1	9-2	6-4	1-0	Harold Foster	11	124,700	11,336	13,800
1947-48	12	8	.600	7	5	.583	3t	9-1	3-7	0-0	Harold Foster	10	130,900	13,090	13,500
1948-49	12	10	.545	5	7	.417	7	9-3	3-7	0-0	Harold Foster	12	150,000	12,500	13,500

Yearly Season Records, cont.

Year	Overall			Big Ten				Home	Away	Neut.	Head Coach	Home Attend. (since '41)			Season High
	W	L	Pct.	W	L	Pct.	Pl.					G	Total	Average	
1949-50	17	5	.773	9	3	.750	2	10-1	6-4	1-0	Harold Foster	11	139,500	12,681	13,000
1950-51	10	12	.455	7	7	.500	4t	6-5	4-7	0-0	Harold Foster	11	130,550	11,868	13,000
1951-52	10	12	.455	5	9	.357	7	6-5	3-6	1-1	Harold Foster	11	132,000	12,000	13,000
1952-53	13	9	.591	10	8	.556	5	9-2	4-6	0-1	Harold Foster	11	129,726	11,793	13,500
1953-54	12	10	.545	6	8	.429	5t	7-4	5-6	0-0	Harold Foster	11	108,192	9,836	13,500
1954-55	10	12	.455	5	9	.357	6t	6-5	4-7	0-0	Harold Foster	11	92,150	8,377	12,100
1955-56	6	16	.273	4	10	.286	8t	3-8	3-8	0-0	Harold Foster	11	66,100	6,009	10,000
1956-57	5	17	.227	3	11	.214	9	4-7	1-10	0-0	Harold Foster	11	57,529	5,230	7,193
1957-58	8	14	.364	3	11	.214	10	5-6	3-7	0-1	Harold Foster	11	61,448	5,586	8,200
1958-59	3	19	.136	1	13	.071	10	3-8	0-10	0-1	Harold Foster	11	58,527	5,321	7,410
1959-60	8	16	.333	4	10	.286	9	5-7	2-9	1-0	John Erickson	12	75,216	6,268	12,187
1960-61	7	17	.292	4	10	.286	8	6-4	1-11	0-2	John Erickson	10	65,685	6,569	13,472
1961-62	17	7	.708	10	4	.714	2	10-3	5-3	2-1	John Erickson	13	88,681	6,822	13,545
1962-63	14	10	.583	7	7	.500	6	8-5	5-5	1-0	John Erickson	13	88,905	6,839	12,088
1963-64	8	16	.333	2	12	.143	10	5-6	1-9	2-1	John Erickson	10	69,873	6,987	13,217
1964-65	9	13	.409	4	10	.286	8	5-5	3-7	1-1	John Erickson	10	63,823	6,382	9,538
1965-66	11	13	.458	6	8	.429	7	9-3	2-8	0-2	John Erickson	12	85,199	7,100	11,573
1966-67	13	11	.542	8	8	.500	4	7-4	2-6	4-1	John Erickson	11	116,855	10,623	12,729
1967-68	13	11	.542	7	7	.500	5	9-2	3-7	1-2	John Erickson	11	104,346	9,486	11,926
1968-69	11	13	.458	5	9	.357	8t	8-3	1-10	2-0	John Powless	11	112,949	10,268	11,569
1969-70	10	14	.417	5	9	.357	6t	6-6	3-8	1-0	John Powless	11	97,686	8,881	12,392
1970-71	9	15	.375	4	10	.286	7t	7-5	1-10	1-0	John Powless	12	81,051	6,754	7,953
1971-72	13	11	.542	6	8	.429	5t	9-3	3-7	1-1	John Powless	12	79,922	6,660	8,235
1972-73	11	13	.458	5	9	.357	9	8-3	2-10	1-0	John Powless	11	84,242	7,658	8,236
1973-74	16	8	.667	8	6	.571	4t	11-2	4-6	1-0	John Powless	13	98,346	7,565	12,204
1974-75	8	18	.308	5	13	.278	8	8-7	0-9	0-2	John Powless	15	82,981	5,532	7,462
1975-76	10	16	.385	4	14	.222	9	7-7	2-9	1-0	John Powless	14	72,996	5,214	9,363
1976-77	11	16	.407	7	11	.389	7t	8-5	2-11	1-0	Bill Cofield	13	90,609	6,970	8,501
1977-78	8	19	.296	4	14	.222	9t	7-7	1-12	0-0	Bill Cofield	14	122,075	8,720	11,238
1978-79	12	15	.444	6	12	.333	8t	9-5	3-9	0-1	Bill Cofield	14	114,945	8,210	12,204
1979-80	15	14	.517	7	11	.389	8	11-4	2-9	2-1	Bill Cofield	15	115,960	7,731	11,895
1980-81	11	16	.407	5	13	.278	9	9-6	2-9	0-1	Bill Cofield	15	101,606	6,774	9,026
1981-82	6	21	.222	3	15	.167	10	4-9	2-9	0-3	Bill Cofield	13	65,505	5,039	9,281
1982-83	8	20	.286	3	15	.167	10	7-8	0-11	1-1	Steve Yoder	15	113,617	7,574	11,442
1983-84	8	20	.286	4	14	.222	10	6-7	1-12	1-1	Steve Yoder	13	98,280	7,560	11,019
1984-85	14	14	.500	5	13	.278	9	10-5	2-9	2-0	Steve Yoder	15	103,795	6,920	9,868
1985-86	12	16	.429	4	14	.222	9	8-7	4-7	0-2	Steve Yoder	15	112,131	7,475	11,092
1986-87	14	17	.452	4	14	.222	8	8-7	4-9	2-1	Steve Yoder	15	110,876	7,392	11,866
1987-88	12	16	.429	6	12	.333	7	5-6	3-10	4-0	Steve Yoder	14	110,545	7,896	11,068
1988-89	18	12	.600	8	10	.444	6t	14-3	3-9	1-0	Steve Yoder	17	161,810	9,518	11,886
1989-90	14	17	.452	4	14	.222	8t	8-6	2-9	4-2	Steve Yoder	14	142,291	10,164	11,898
1990-91	15	15	.500	8	10	.444	7	11-6	4-9	0-0	Steve Yoder	17	171,680	10,099	11,924
1991-92	13	18	.419	4	14	.222	9	11-6	1-10	1-2	Steve Yoder	17	160,580	9,446	12,305
1992-93	14	14	.500	7	11	.389	8t	11-6	3-8	0-0	Stu Jackson	17	176,578	10,387	11,500
1993-94	18	11	.621	8	10	.444	7	14-2	3-8	1-1	Stu Jackson	16	184,000	11,500	11,500
1994-95	13	14	.481	7	11	.389	9	11-4	2-10	0-0	Stan Van Gundy	15	171,292	11,419	11,500
1995-96	17	15	.531	8	10	.444	8	13-5	3-8	1-2	Dick Bennett	18	202,381	11,243	11,993
1996-97	18	10	.643	11	7	.611	4t	12-2	5-7	1-1	Dick Bennett	14	160,624	11,473	11,719
1997-98	12	19	.387	3	13	.188	9t	7-8	2-9	3-2	Dick Bennett	15	200,032	13,335	16,697

* 1924 season includes one tie game

Yearly Statistics

Year	G	FG	FGA	PCT	3P	3PA	PCT	FT	FTA	PCT	REB	AVG	A	TO	BK	ST	PTS	AVG
1946-47	22	453	1590	.285	—	—	—	322	522	.617	—	—	—	—	—	—	1228	55.8
Opp.	22	445	1796	.248	—	—	—	276	481	.574	—	—	—	—	—	—	1166	53.0
1947-48	20	375	1407	.267	—	—	—	297	460	.646	—	—	—	—	—	—	1047	52.4
Opp.	20	404	1461	.277	—	—	—	260	430	.605	—	—	—	—	—	—	1068	53.4
1948-49	22	417	1499	.278	—	—	—	352	575	.612	—	—	—	—	—	—	1186	53.9
Opp.	Records Incomplete																	
1949-50	22	476	1631	.292	—	—	—	326	565	.577	—	—	—	—	—	—	1278	58.1
Opp.	22	463	1677	.276	—	—	—	231	393	.588	—	—	—	—	—	—	1157	52.6
1950-51	22	456	1502	.304	—	—	—	338	561	.603	1099	49.9	306	—	—	—	1250	56.8
Opp.	22	498	1710	.291	—	—	—	256	429	.598	—	—	—	—	—	—	1252	56.9
1951-52	22	450	1518	.296	—	—	—	380	574	.662	930	42.3	267	—	—	—	1280	58.1
Opp.	22	519	1595	.326	—	—	—	312	480	.650	919	41.8	247	—	—	—	1310	59.6
1952-53	22	486	1497	.326	—	—	—	473	717	.660	—	—	—	—	—	—	1447	65.8
Opp.	22	469	1562	.300	—	—	—	413	659	.627	—	—	—	—	—	—	1361	61.9
1953-54	22	504	1409	.358	—	—	—	486	695	.699	745	33.9	—	—	—	—	1494	67.9
Opp.	22	469	1522	.309	—	—	—	455	716	.635	—	—	—	—	—	—	1393	63.3
1954-55	22	541	1463	.370	—	—	—	495	693	.714	793	36.1	—	—	—	—	1577	71.7
Opp.	22	574	1492	.385	—	—	—	450	647	.695	737	33.5	—	—	—	—	1598	72.6
1955-56	22	550	1500	.367	—	—	—	430	653	.659	973	44.2	—	—	—	—	1530	69.5
Opp.	22	570	1505	.379	—	—	—	455	678	.671	928	42.2	—	—	—	—	1595	72.5
1956-57	22	510	1491	.342	—	—	—	296	501	.591	862	39.2	—	—	—	—	1316	59.8
Opp.	22	563	1526	.369	—	—	—	385	580	.664	982	44.6	—	—	—	—	1511	68.7
1957-58	22	555	1551	.358	—	—	—	272	434	.627	842	38.3	—	—	—	—	1382	62.8
Opp.	22	579	1600	.362	—	—	—	369	546	.676	957	43.5	—	—	—	—	1527	69.4
1958-59	22	523	1526	.343	—	—	—	330	579	.569	935	42.5	—	—	—	—	1376	62.6
Opp.	22	700	1637	.428	—	—	—	343	518	.662	1187	53.9	—	—	—	—	1743	79.2
1959-60	24	710	1723	.412	—	—	—	323	500	.646	1031	42.9	—	—	—	—	1743	72.6
Opp.	24	781	1810	.431	—	—	—	375	577	.649	1149	47.9	—	—	—	—	1935	80.6
1960-61	24	679	1753	.387	—	—	—	338	538	.628	1122	46.8	—	—	—	—	1696	70.7
Opp.	24	702	1727	.407	—	—	—	396	599	.661	1104	46.0	—	—	—	—	1800	75.0
1961-62	24	793	1812	.437	—	—	—	446	666	.670	1177	49.1	—	—	—	—	2032	84.7
Opp.	24	745	1801	.414	—	—	—	421	609	.692	1096	45.7	—	—	—	—	1911	79.6
1962-63	24	727	1652	.440	—	—	—	348	526	.662	1196	49.8	—	—	—	—	1802	75.1
Opp.	24	694	1805	.385	—	—	—	336	514	.654	1064	44.3	—	—	—	—	1720	71.7
1963-64	24	780	1915	.407	—	—	—	407	612	.665	1173	48.9	—	—	—	—	1967	81.9
Opp.	24	832	1839	.452	—	—	—	418	606	.690	1297	54.1	—	—	—	—	2082	86.8
1964-65	22	680	1587	.429	—	—	—	343	536	.640	969	44.1	—	—	—	—	1703	77.4
Opp.	22	673	1580	.426	—	—	—	410	565	.726	1082	49.2	—	—	—	—	1756	79.8
1965-66	24	725	1665	.435	—	—	—	398	588	.676	1075	44.8	—	—	—	—	1848	77.0
Opp.	24	745	1790	.416	—	—	—	426	599	.724	1152	48.0	—	—	—	—	1916	79.5
1966-67	24	753	1738	.433	—	—	—	457	658	.695	1207	50.3	—	—	—	—	1963	81.8
Opp.	24	772	1810	.427	—	—	—	415	638	.651	1217	50.7	—	—	—	—	1959	81.6
1967-68	24	750	1687	.445	—	—	—	422	632	.668	1136	47.3	—	—	—	—	1922	80.1
Opp.	24	732	1702	.430	—	—	—	411	563	.730	1085	45.2	—	—	—	—	1875	78.1
1968-69	24	633	1591	.398	—	—	—	424	617	.687	1091	45.5	—	—	—	—	1690	70.4
Opp.	24	608	1461	.416	—	—	—	476	688	.692	1079	44.9	—	—	—	—	1692	70.5
1969-70	24	707	1672	.423	—	—	—	429	609	.704	1142	47.6	—	—	—	—	1843	76.8
Opp.	24	727	1669	.436	—	—	—	483	687	.703	1118	46.6	—	—	—	—	1937	80.7
1970-71	24	792	1831	.433	—	—	—	463	658	.704	1268	52.8	—	—	—	—	2047	86.3
Opp.	24	805	1820	.442	—	—	—	417	600	.695	1164	48.5	—	—	—	—	2027	84.5

Yearly Statistics, cont.

Year	G	FG	FGA	PCT	3P	3PA	PCT	FT	FTA	PCT	REB	AVG	A	TO	BK	ST	PTS	AVG
1971-72 Opp.	24 24	747 664	1714 1514	.436 .439	— —	— —	— —	427 446	613 685	.697 .651	1160 1082	48.3 45.1	— —	— —	— —	— —	1921 1774	80.0 73.9
1972-73 Opp.	24 24	740 732	1725 1809	.429 .405	— —	— —	— —	326 332	487 494	.669 .672	1245 1140	51.9 47.5	— —	— —	— —	— —	1806 1796	75.3 74.8
1973-74 Opp.	24 24	766 653	1680 1574	.456 .415	— —	— —	— —	295 270	422 391	.699 .690	1169 914	48.7 38.0	378 277	— —	— —	— —	1827 1576	76.1 65.7
1974-75 Opp.	26 26	759 814	1818 1711	.417 .476	— —	— —	— —	335 398	482 557	.695 .715	1104 1158	42.5 44.5	430 515	— —	— —	— —	1853 2026	71.3 77.9
1975-76 Opp.	26 26	783 836	1808 1825	.433 .458	— —	— —	— —	431 467	600 656	.718 .712	1131 1241	43.5 47.7	448 488	— —	— —	— —	1997 2139	76.8 82.3
1976-77 Opp.	27 27	737 800	1738 1758	.424 .455	— —	— —	— —	387 398	572 561	.677 .709	1132 1100	41.9 40.7	338 405	— —	— —	— —	1861 1998	68.9 74.0
1977-78 Opp.	27 27	758 794	1735 1618	.437 .491	— —	— —	— —	397 451	592 627	.671 .719	1075 1009	39.8 37.4	340 381	494 511	59 94	155 129	1913 2039	70.9 75.5
1978-79 Opp.	27 27	760 776	1728 1604	.440 .484	— —	— —	— —	363 433	545 603	.666 .718	1048 993	38.8 36.8	377 427	495 528	66 112	203 147	1883 1985	69.7 73.5
1979-80 Opp.	29 29	783 749	1666 1620	.470 .462	— —	— —	— —	457 413	638 578	.716 .715	1062 923	36.6 31.8	380 335	513 510	65 93	151 164	2023 1911	69.8 65.9
1980-81 Opp.	27 27	690 718	1498 1446	.461 .498	— —	— —	— —	376 410	558 587	.667 .700	898 882	32.9 32.7	339 330	455 462	64 58	151 185	1756 1846	65.5 68.9
1981-82 Opp.	27 27	721 768	1664 1502	.433 .511	— —	— —	— —	293 452	426 645	.688 .701	911 984	33.8 36.4	351 379	450 472	83 78	154 153	1735 1988	64.3 73.7
1982-83 Opp.	28 28	739 771	1678 1571	.440 .491	22 30	68 68	.324 .441	314 421	433 593	.725 .710	901 1025	32.2 36.6	351 381	409 451	91 112	160 157	1813 1994	64.8 71.2
1983-84 Opp.	28 28	743 791	1579 1447	.471 .547	— —	— —	— —	413 417	545 590	.758 .707	833 855	29.8 30.5	403 459	379 433	45 77	146 178	1899 1999	66.0 71.4
1984-85 Opp.	28 28	803 807	1646 1659	.488 .486	— —	— —	— —	361 399	496 555	.728 .719	900 965	32.1 34.5	456 426	374 392	61 60	149 162	1967 2013	70.3 71.9
1985-86 Opp.	28 28	814 846	1686 1637	.483 .517	— —	— —	— —	368 399	502 541	.733 .738	892 947	31.9 33.8	442 412	382 418	51 74	181 169	1996 2091	71.3 74.7
1986-87 Opp.	31 31	813 846	1696 1793	.479 .472	160 87	358 233	.447 .373	407 434	596 636	.683 .682	982 1087	31.7 35.1	506 479	482 451	83 84	185 234	2193 2213	70.7 71.4
1987-88 Opp.	28 28	710 784	1539 1585	.461 .495	126 108	292 264	.432 .409	387 408	569 560	.680 .729	841 968	30.0 34.6	442 462	429 461	68 84	196 199	1933 2084	69.0 74.4
1988-89 Opp.	30 30	774 699	1546 1503	.501 .465	146 105	326 267	.448 .393	406 438	606 606	.670 .723	859 885	28.6 29.5	450 367	401 470	86 71	220 162	2100 1941	70.0 64.7
1989-90 Opp.	31 31	744 721	1558 1591	.478 .453	121 117	311 313	.408 .374	416 445	642 622	.648 .715	933 951	30.1 30.7	445 363	450 440	78 59	195 189	2031 2004	65.5 64.6
1990-91 Opp.	30 30	743 801	1476 1701	.503 .471	186 134	450 370	.413 .362	451 358	661 517	.682 .693	900 893	30.0 29.8	469 410	482 386	96 62	160 221	2123 2094	70.8 69.8
1991-92 Opp.	31 31	792 790	1689 1697	.469 .466	179 124	420 327	.426 .379	463 503	682 689	.679 .730	966 1036	31.2 33.4	416 417	456 493	153 101	208 217	2226 2207	71.8 71.2
1992-93 Opp.	28 28	793 755	1754 1599	.452 .472	219 104	570 315	.384 .330	341 504	519 681	.676 .740	910 1043	32.5 37.3	408 375	414 506	90 89	214 194	2156 2118	77.0 75.6
1993-94 Opp.	29 29	816 736	1755 1754	.465 .420	225 156	609 466	.369 .335	402 471	599 667	.671 .706	1090 1055	37.6 36.4	472 383	449 442	135 83	201 241	2259 2099	77.9 72.4
1994-95 Opp.	27 27	672 661	1611 1612	.417 .410	186 140	561 441	.332 .317	440 472	687 696	.640 .678	1062 1061	39.3 39.3	343 328	448 428	103 86	172 181	1970 1934	73.0 71.6
1995-96 Opp.	32 32	726 733	1672 1704	.434 .430	189 199	551 564	.343 .353	473 408	680 610	.696 .669	1071 1051	33.5 32.8	415 408	486 488	91 118	201 225	2114 2073	66.1 64.8
1996-97 Opp.	28 28	570 502	1391 1329	.410 .378	137 128	406 408	.337 .314	377 416	569 612	.663 .680	951 885	34.0 31.6	332 236	422 437	97 73	187 195	1654 1548	59.1 55.3
1997-98 Opp.	31 31	644 643	1579 1513	.408 .425	130 197	438 553	.297 .356	459 457	652 689	.704 .663	996 1034	32.1 33.4	348 354	431 482	95 98	189 186	1877 1940	60.5 62.6

Past Coaches

James C. Elsom (1899-1904)

Record of 25-14 (.641) in six years at UW ... UW-Madison professor of physical education and physical therapy from 1894-1936 ... oversaw first Wisconsin teams as "coach" ... died in 1949.

Emmett Angell (1905-08)

Record of 43-15 (.741) in four years at UW ... coached Chris Steinmetz, UW's first all-American in 1905 ... owns highest winning percentage of any Badger coach ... coached UW's first two conference titles (1907 and 1908) ... a driving force in establishing basketball at Wisconsin and in Western Conference (now the Big Ten).

Haskell Noyes (1909-11)

Record of 26-15 (.634) in three years at UW ... guided Badgers to 23-2 homecourt record during his tenure.

Walter Meanwell (1912-17; '21-34)

Record of 246-99 (.712) in 20 years at UW ... second-winningest coach in Badger history ... Badgers were 92-9 in his first six years, including one of school's two 20-win seasons in 1915-16 ... his 1911-12 and 1913-14 Badgers were both 15-0, the only two undefeated seasons in UW history ... coached two first-team all-Americans (George Levis and Bud Foster) ... a 1959 inductee into Naismith Memorial Basketball Hall of Fame ... coached Wisconsin to eight undisputed or shared Big Ten titles ... legendary coach credited with launching modern basketball's emphasis on finesse and offensive strategy ... his famous "criss-cross, pivot and pass" offense utilized all five players and featured short passes, the revolutionary criss-cross and weave, pivot in motion and screens for the shooter ... known as the "Little Doctor", he held a medical degree from Maryland and Ph.D from Wisconsin ... practiced medicine in Madison until his death in 1953.

Guy Lowman (1918-20)

Record of 34-19 (.642) in three years at UW ... coached UW to Big Ten title in his first season (1918) ... coached Badger football (1918) and baseball (1918, 1921-32) teams, as well ... directed UW Department of Physical Education for 26 years ... died in 1943.

Harold "Bud" Foster (1935-59)

Record of 265-267 (.498) in 25 years at UW ... school's all-time winningest coach ... guided Badgers to school's first two NCAA Tournaments, including 1941 NCAA title ... coached three — Gene Englund, John Kotz and Don Rehfeldt — first-team all-Americans ... a 1964 inductee into Naismith Memorial Basketball Hall of Fame ... coached Badgers to one of school's two 20-win seasons in 1941 (team had season-ending 15-game winning streak) ... first-team all-America player in 1930.

John Erickson (1960-68)

Record of 100-114 (.467) in nine years at UW ... fourth-winningest coach in Wisconsin history and ranks third in school annals in Big Ten wins (52) ... prior to 1997, his '62 squad was last at UW to win 10 Big Ten games ... his 1961-62 team's .708 (17-7) winning percentage is highest at Wisconsin in the last 48 years.

John Powless (1969-76)

Record of 88-108 (.449) in eight years at UW ... prior to 1997, his '74 Badgers were school's last team to register a winning record (8-6) in conference play ... best season was 1973-74 when Badgers were 16-8 ... coached nine NBA draft choices at UW, most of any Badger coach ... has attained ranking as No. 1 tennis player in the world in singles and doubles for senior men 55 and older ... color commentator on Badger basketball TV broadcasts since 1989.

Bill Cofield (1977-82)

Record of 63-101 (.384) in six years at UW ... coached four (Wes Matthews and Joe Chmelich in 1980, and Claude Gregory and Larry Petty in 1981) Badgers who were NBA draft picks.

Steve Yoder (1983-92)

Record of 128-165 (.437) in 10 years at UW ... third-winningest coach in school history ... also had third-longest tenure of any Wisconsin coach ... took Badgers to two NITs, including school's first postseason appearance (1989) since 1947 ... coached Badger stars Rick Olson, Danny Jones, Tracy Webster and Michael Finley.

Stu Jackson (1993-94)

Record of 32-25 (.561) in two years at UW ... guided Badgers to school's first NCAA Tournament bid (1994) since 1947 ... became first Wisconsin coach to take teams to back-to-back postseason tournaments ... left Wisconsin in summer of 1994 for front office position with NBA's expansion Vancouver Grizzlies.

Stan Van Gundy (1995)

Record of 13-14 (.481) in one year at UW ... named head coach in summer of 1994 after two years as assistant to Stu Jackson ... now an assistant coach to Pat Riley with Miami Heat ... brother of New York Knicks coach Jeff Van Gundy.

WISCONSIN COACHING RECORDS

Coach	Seasons	Yrs.	W	L	Pct.	W	L	Pct.	Titles
James Elsom	1899-1904	6	25	14	.641	—	—	—	
Emmett Angell	1905-08	4	43	15	.741	19	6	.760	2 Big Ten
Haskell Noyes	1909-11	3	26	15	.634	18	15	.545	
Walter Meanwell	1912-17; 21-34	20	246	99	.712	158	80	.660	8 Big Ten
Guy Lowman	1918-20	3	34	19	.642	19	17	.528	1 Big Ten
Harold Foster	1935-59	25	265	267	.498	143	182	.440	3 Big Ten, 1 NCAA
John Erickson	1960-68	9	100	114	.467	52	74	.413	
John Powless	1969-76	8	88	108	.449	42	78	.350	
Bill Cofield	1977-82	6	63	101	.384	32	76	.296	
Steve Yoder	1983-92	10	128	165	.437	50	130	.278	
Stu Jackson	1993-94	2	32	25	.561	15	21	.417	
Stan Van Gundy	1995	1	13	14	.481	7	11	.389	
Dick Bennett	1996-98	3	47	44	.516	22	30	.423	
Totals		100	1110	1000	.526	577	720	.445	

Badger Assistant Coaches

1940-41	Fritz Wegner	1958-59	Fritz Wegner	1976-77	Bo Ryan	1988-89	Brad McNulty
1941-42	Fritz Wegner		John Erickson		Larry Reed		Ray McCallum
1942-43	Fritz Wegner	1959-60	John Orr		Todd Landrum		Rod Zentner
	Robert Alwin		Ron Nord	1977-78	Bo Ryan	1989-90	Ray McCallum
1943-44	Fritz Wegner	1960-61	John Orr		Larry Reed		John Williams
1944-45	Fritz Wegner		Ron Nord		Todd Landrum		Chuck Schramm
1945-46	Fritz Wegner	1961-62	John Orr	1978-79	Bo Ryan	1990-91	Ray McCallum
	Andy Smith		Ron Nord		Larry Reed		John Williams
1946-47	Fritz Wegner	1962-63	John Orr		Todd Landrum		Chuck Schramm
	Ted Deppe	1963-64	Dave Brown	1979-80	Bo Ryan	1991-92	Ray McCallum
1947-48	Fritz Wegner		John Powless		Larry Reed		John Williams
	Art Rizzi	1964-65	Dave Brown		Todd Landrum		Chuck Schramm
	Kurt Grimm		John Powless	1980-81	Bo Ryan	1992-93	Ray McCallum
	Bob Weigandt	1965-66	Dave Brown		Ken Johnson		Stan Van Gundy
1948-49	Fritz Wegner		John Powless		Don Gosz		Sean Miller
	Ray Patterson	1966-67	Dave Brown	1981-82	Bo Ryan	1993-94	Stan Van Gundy
1949-50	Fritz Wegner		John Powless		Ken Johnson		Bob Beyer
	Bruce Fossum	1967-68	Dave Brown		Don Gosz		Tim Buckley
1950-51	Fritz Wegner		John Powless	1982-83	Rick Bowen	1994-95	Dave Bollwinkel
	Walt Lautenbach	1968-69	Dave Brown		Brad McNulty		Shawn Hood
1951-52	Fritz Wegner		Bud Foster		Bo Ryan		Brian Hecker
	Art Rizzi		Milt Bruhn	1983-84	Rick Bowen	1995-96	Brad Soderberg
1952-53	Fritz Wegner	1969-70	Dave Brown		Brad McNulty		Shawn Hood
	Art Rizzi		Dave VanderMeulen		Bo Ryan		Brian Hecker
1953-54	Fritz Wegner	1970-71	Dave Brown	1984-85	Rick Bowen	1996-97	Brad Soderberg
	Art Rizzi		Dave VanderMeulen		Brad McNulty		Shawn Hood
1954-55	Fritz Wegner	1971-72	Dave VanderMeulen		Ray McCallum		Brian Hecker
	Ab Nicholas		Ted Voigt	1985-86	Rick Bowen	1997-98	Brad Soderberg
	Bob Cook	1972-73	Dave VanderMeulen		Brad McNulty		Shawn Hood
1955-56	Fritz Wegner		Ted Voigt		Ray McCallum		Brian Hecker
	Paul Morrow	1973-74	Dave VanderMeulen	1986-87	Brad McNulty		
	Silas Johnson		Ted Voigt		Ray McCallum		
1956-57	Fritz Wegner	1974-75	Dave VanderMeulen		Chris Benetti		
	Silas Johnson		Lamont Weaver	1987-88	Brad McNulty		
	Tom Ward	1975-76	Dave VanderMeulen		Ray McCallum		
1957-58	Fritz Wegner		Lamont Weaver		Rod Zentner		
	Al Hovland						


Letterwinners

A

ADAMS, James, 1911
 ADAMS, Lloyd (F, 6-6)
 New York, N.Y., 1970
 AFFELDT, George (F, 5-11)
 West Allis, Wis., 1943
 ALWIN, Robert (G, 5-10)
 Madison, Wis., 1940-41-42
 ANDERSON, Dean (G/F, 6-2)
 Madison, Wis., 1976
 ANDERSON, Gary (G, 6-5)
 Madison, Wis., 1972-73-74
 ANDERSON, George, 1914
 ANDERSON, Orrin, 1925
 ANDERSON, Peter (F, 6-3)
 Rockford, Ill., 1951-52
 ANDERSON, Walter (F, 6-2)
 Superior, Wis., 1939-40
 ANDREWS, Charles,
 1926-27-28
 ARTHUR, Frank, 1907
 ASLAKSON, Charles (G, 6-2)
 Marshfield, Wis., 1965
 AURIANTAL, Hennssy (G, 6-1)
 Montreal, Que., 1996-97-98

B

BACHMAN, Willis, 1945
 BADURA, Robert (G, 6-2)
 Kohler, Wis., 1955-56
 BAILEY, John (G, 6-3)
 Macon, Ga., 1979-80-81-82
 BAIN, Frank, 1925
 BARAO, Thomas (G, 6-3)
 New Bedford, Mass., 1970
 BARLOW, Millard, 1919
 BARNARD, Samuel (F/C, 6-6)
 Oshkosh, Wis., 1958
 BARNES, Kenneth (F, 6-3)
 Decatur, Ill., 1964-65-66
 BARNES, Robert (F, 6-8)
 Racine, Wis., 1985
 BARNESON, Robert (F, 6-3)
 Eau Claire, Wis., 1958-59-60
 BARNUM, Rollie, 1925-26-27
 BARTLETT, Edwin, 1902-03
 BARWIG, Byron, 1923-24-25
 BAUMGARTEN, David (G, 6-0)
 Evansville, Wis., 1971
 BEHR, Louis, 1926-27-28
 BELL, Byron, 1937-38-39
 BENCISCUTTO, Fred (F, 6-1)
 Racine, Wis., 1950-51
 BENDER, John, 1933
 BICKELHAUPT, William, 1910
 BIGGS, James (F, 6-2)
 Chicago, Ill., 1959-60-61
 BIRCH, Albert, 1909-10-11
 BIRCH, Frank, 1918
 BISHOP, Warren, 1900-01



Shawn Carlin lettered twice for the Badgers in 1995-96, following in his father Mike's (three-year letterman in 1966-67-68) footsteps.

BLACKWELL, Cory (F, 6-6)
 Chicago, Ill., 1982-83-84
 BLOOR, James, 1946
 BOHEN, James (G, 5-10)
 Reedsburg, Wis., 1963-64-65
 BORLAND, Glenn (F, 6-1)
 Oelwein, Iowa, 1956-57-58
 BOWERS, Dale (F, 6-0)
 Rockford, Ill., 1949
 BREITKREUTZ, Emil, 1904-05
 BRENS, John (C, 6-8)
 St. Charles, Ill., 1962-63-64
 BREY, Peter (F, 6-7)
 Wisconsin Rapids, Wis.,
 1975-76-77
 BROCK, Harold, 1918
 BROOKS, Henry, 1925-26
 BUECHL, William (F, 6-1)
 Wauwatosa, Wis., 1951
 BUNKE, Richard (C/F, 6-1)
 New London, Wis., 1945
 BURDICK, William, 1899-1900
 BURLINGTON, Keith (G, 6-2)
 Browntown, Wis., 1968-69
 BURKEMPER, David (G, 6-1)
 Hubertus, Wis., 1996-97-98

BURKS, Frank (C/F, 6-4)
 Chicago, Ill., 1960
 BUSH, James, 1904-05-06

C

CABLE, Richard (F, 6-1)
 Stevens Point, Wis.,
 1952-53-54-55
 CALDERWOOD, Tyre (G, 6-0)
 Joliet, Ill., 1997
 CANNON, Patrick (G, 5-10)
 Brookfield, Wis., 1971
 CARL, Adam (G, 5-11)
 Northbrook, Ill., 1993
 CARLIN, Michael (G, 6-0)
 Valparaiso, Ind., 1966-67-68
 CARLIN, Shawn (G, 6-3)
 Middleton, Wis., 1995-96
 CARLSON, George, 1918
 CARPENTER, Edward (F, 6-4)
 Rockford, Ill., 1952
 CARY, David (F, 6-6)
 Milwaukee, Wis., 1983
 CEASER, Carl, 1920-21-22
 CHAMBERS, Chris (G, 6-1)
 Bedford, Ohio, 1998

CHANDLER, William,
 1916-17-18
 CHMIELEWSKI, Ed,
 1929-30-31
 CHRNELICH, Joseph (F, 6-7)
 Milwaukee, Wis.,
 1977-78-79-80
 CLINTON, James (F/C, 6-5)
 Milwaukee, Wis., 1951-55
 CLOW, Fred (C, 6-4)
 Rockford, Ill., 1958-59-60
 COLBERT, Brian (G, 6-0)
 Zion, Ill., 1975-76
 COLEMAN, Booker (C/F, 6-9)
 Jamestown, N.Y.,
 1995-96-97-98
 CONGER, Chris (G, 6-3)
 Green Bay, Wis., 1993-94-95
 CONLON, Dennis (G, 6-3)
 Dubuque, Iowa, 1970-71
 COOK, Robert (F, 5-10)
 Harvard, Ill., 1946-47-48
 COYNE, William, 1937

D

DAHLKE, Charles (C, 6-5)
 Princeton, Wis., 1951-52
 DALY, Michael (F, 5-7)
 Wisconsin Rapids, Wis.,
 1953-54
 DANDRIDGE, Greg (G, 6-2)
 Milwaukee, Wis.,
 1980-81-82-83
 DAUGHERTY, Sean (F, 6-10)
 Vincennes, Ind.,
 1995-96-97-98C
 DAVIS, Ernest, 1937-38
 DeCREMER, James (F/C, 6-7)
 Eau Claire, Wis., 1970-71
 DeMARK, Nick, 1934-35-36
 DeMERIT, John (F, 6-1)
 Port Washington, Wis., 1957
 DEPPE, Ted (F, 6-1)
 Baraboo, Wis., 1941
 DICK, Donald (F, 6-0)
 Montreal, Wis., 1944
 DIEBOLD, Marshall, 1923-24-25
 DOUGAN, Trevor, 1926
 DOUGLASS, Billy (G, 6-5)
 Lake Forest, Ill.,
 1989-90-91-92
 DOWNS, Edward (F, 5-9)
 Proctor, Minn., 1943
 DOYLE, John, 1928-29
 DRAYTON, Dwight (F, 6-6)
 Rockford, Ill., 1970
 DUANY, Duany (G/F, 6-5)
 Bloomington, Ind., 1997-98
 DUPEE, David, 1937-38-39
 DUTRIASAC, Richard (G, 6-3)
 Wausau, Wis., 1959-61
 DYKSTRA, Clarence (F, 6-0)
 Racine, Wis., 1944

E

ELLENSON, John (F, 6-7)
Menomonie, Wis., 1989-90-91
ELLERMAN, Raymond, 1928-29
ELSOM, Kendall, 1923-24
ELY, Louis (F, 6-7)
Harvey, Ill., 1991-92-93
ENGLUND, Gene (C, 6-4)
Kenosha, Wis., 1939-40-41
ENGLUND, Gene Jr. (F, 6-5)
Oshkosh, Wis., 1962
EPPERSON, Charles (F, 6-1)
Jackson, Mich., 1940-41-42

F

FALK, Robert (G, 6-2)
Madison, Wis., 1975-76-77
FALLS, Richard (F, 6-1)
River Forest, Ill., 1947-48
FANNING, Willis, 1920
FRABER, Maurice, 1929-30
FARWELL, Knight, 1924
FAUROTE, Gerald (F, 6-5)
East Gary, Ind., 1976-77
FINLEY, Michael (F, 6-7)
Maywood, Ill., 1992-93-94-95
FLEMING, Sean (G, 6-2)
Oakland, Calif., 1987
FLODEN, Tuve, 1915
FOLZ, Daniel (C, 6-7)
Milwaukee, Wis.,
1953-54-55-56
FOSSUM, Bruce (F, 6-1)
Ashland, Wis., 1948-49
FOSTER, Harold, 1928-29-30
FRANKLIN, Joseph (F, 6-4)
Madison, Wis., 1966-67-68
FRASOR, Robert (G, 6-3)
Blue Island, Ill., 1970-71-72
FREY, Mannie, 1937-38
FULLER, Gordy, 1935-36-37

G

GAGE, Leslie, 1922-23
GAINES, Arnold (G, 6-4)
Baltimore, Md.,
1977-78-79-80
GALLAGHER, John (G, 5-11)
Milton Junction, Wis., 1939-40
GALLAGHER, Robert, 1944
GALLE, Fred, 1927
GARDNER, Thomas (G, 5-10)
Toluca, Ill., 1966
GARROTT, William, 1935
GHARRITY, Martin (G, 6-2)
Shawano, Wis., 1960
GIBSON, Douglas, 1922-23-24
GILLESPIE, James (G, 6-4)
Detroit, Mich., 1989
GODFREY, Roger (G, 5-10)
Wauwatosa, Wis., 1953-54

GOERING, Vince, 1945
GOLSTON, Carl (G, 5-9)
Chicago, Ill., 1982
GOOD, Brian (G, 6-1)
Rossville, Ind., 1989-90-91-92
GRAMS, David (G, 6-1)
Monroe, Wis., 1963-64
GRANT, Paul (C, 7-0)
W. Bloomfield, Mich., 1997
GREGORY, Claude (F, 6-8)
Washington, D.C.,
1978-79-80-81
GREGORY, James (F, 6-8)
Washington, D.C., 1977-78
GRIFFITH, Rashard (C, 6-11)
Chicago, Ill., 1994-95
GRIMM, Kurt (G, 6-0)
Milwaukee, Wis., 1944-45-46
GRISWOLD, Harry, 1930-31-32
GROSS, Raymond (C, 6-7)
Stratford, Wis., 1957-58-59
GUSTAFSON, Kenneth
(F/G, 6-4) St. Charles, Ill.,
1964-65-66
GWYN, Thomas (C, 6-6)
Milwaukee, Wis., 1961-62-63

H


HAARLOW, Robert (C, 6-5)
Chicago, Ill., 1946-47-48-49
HAAS, Mel, 1914-15-16
HACKBART, Dale, 1959
HALL, Jeremy (G, 5-10)
Garrett, Ky., 1996
HAMANN, Ray, 1933-34-35
HARDY, Emir (F, 6-6)
Chicago Hts., Ill., 1975
HARGET, Edmund, 1926
HARPER, Carl, 1912-13-14
HARPER, Hugh, 1906-08-10
HARRELL, Damon (C, 6-9)
Madison, Wis., 1990-91-92-93
HARRIS, Bob, 1937
HASTINGS, Daniel (G, 6-4)
Drexel Hill, Pa.,
1978-79-80-81
HAUKEDAHL, Stanley, 1937
HEARDEN, Donald (G, 6-0)
Kimberly, Wis., 1962-63-64
HEINEMAN, Michael (G, 6-3)
Connersville, Ind.,
1984-85-86-87
HELMHOLZ, Henry, 1900-02
HEMMING, Victor, 1917
HENDERSON, Dwight, 1912
HENDRICKSON, Eino (C, 7-0)
Holmen, Wis., 1967-68-70
HENRY, Albert (C, 6-9)
Memphis, Tenn., 1969-70
HERREID, Carl (F, 6-3)
Blair, Wis., 1952
HERTZ, Gilman (F, 6-3)
Weyauwega, Wis., 1943-47
HIPPEN, Jack (F, 6-7)
Chadwick, Ill., 1982-83-84-85

HIRSCHBERG, Walter,
1899-1900-01
HISLE, Larry Jr. (G, 6-4)
Mequon, Wis., 1990-91
HOLCOMB, Douglas (F, 6-4)
Milwaukee, Wis., 1947
HOLLINGER, Robert, 1945
HOLT, Walter (G, 6-1)
Benton Harbor, Mich.,
1957-58
HOSKINS, Darnell (G, 6-0)
Dayton, Ohio, 1994-95
HOTCHKISS, George,
1926-27-28
HOWARD, Leon (F, 6-5)
New York, N.Y., 1971-72-73
HUGHBANKS, Thomas (F, 6-5)
Green Bay, Wis., 1960-61-62
HUGHES, Kerry (F, 6-11)
Freeport, Ill., 1972-73-74
HUGHES, Kim (C, 6-11)
Freeport, Ill., 1972-73-74

J

JACKSON, Ronald (F, 6-4)
Chicago, Ill., 1961-62
JACKSON, Trent (G, 6-1)
Bolingbrook, Ill.,
1986-87-88-89

JACOBSON, Steve (G, 6-1)
Pardeeville, Wis., 1982
JEFFERSON, Ivan (F, 6-3)
Herrin, Ill., 1959
JENKINS, Robert (G, 6-3)
Milwaukee, Wis., 1978-79-80
JOHNSEN, Jason (G, 6-3)
New Hope, Minn.,
1991-92-93-94
JOHNSON, Allen, 1912-13
JOHNSON, Bobbie (C, 6-5)
Washington, D.C., 1963-64
JOHNSON, Grant (C, 7-0)
Plymouth, Minn.,
1991-92-93-94
JOHNSON, James (F, 6-5)
Memphis, Tenn., 1967-68-69
JOHNSON, Robb (F, 6-5)
W. Palm Beach, Fla., 1966-67
JOHNSON, Robert (C, 6-8)
Miami, Okla., 1975-76
JOHNSON, William (G, 6-0)
Monroe, Wis., 1944-45
JOHNSON, Silas Jr. (G, 5-9)
Madison, Wis., 1951-52
JONES, Charles, 1935-36-37
JONES, Danny (F, 6-6)
Rockford, Ill., 1987-88-89-90
JORGENSEN, Richard (G, 6-0)
Neenah, Wis., 1955-56



Kim and Kerry Hughes lettered for three years each in the early 1970s.

Letterwinners, cont.

K

KELLEY, Brian (F, 6-7)
Decatur, Ga., 1992-93-94-95

KELLEY, Michael (G, 6-3)
Milwaukee, Wis., 1998

KILBRIDE, Andy (G, 6-3)
Kankakee, Ill., 1992-93-94-95

KNAKE, Robert, 1933-34

KNAPP, Harold, 1918-19-20-21

KOEHLER, Dale (F, 6-8)
Kewaunee, Wis.,
1973-74-75-76

KORTH, John (G, 6-2)
Neenah, Wis., 1983

KOSOLCHAROEN, Michael
(G, 6-1) Adams, Wis., 1996-97

KOTZ, John (F, 6-3)
Rhineland, Wis., 1941-42-43

KOWALSZYK, Henry, 1927-29

KOWSKE, Andrew (F, 6-8)
Brookfield, Wis., 1998

KREKLOW, Mike (F, 6-6)
Neenah, Wis., 1980-81

KRUEGER, Robert (G, 6-0)
Fort Atkinson, Wis., 1943-47

KUECHENMEISTER, Hugo,
1914

KULAS, Brian (G, 6-6)
Wausau, Wis., 1957-58-59

L

LANGE, E.O., 1914-15

LASZEWSKI, Jay (C/F, 6-8)
Stevens Point, Wis.,
1983-84-85-86

LAUTENBACH, Walter (G, 6-2)
Plymouth, Wis., 1942-43-47

LEICHTFUSS, David (G, 6-1)
Wauwatosa, Wis., 1957

LENHEISER, Ray (F, 6-1)
Rhineland, Wis., 1941

LEVIS, George, 1915-16-17

LINDEMANN, Walter, 1908

LINTON, Maurice (F, 6-7)
Calumet City, Ill., 1998

LITZOW, Robert (F, 6-3)
Stevens Point, Wis.,
1956-57-58

LOCUM, Tim (G, 6-4)
Flora, Ill., 1988-89-90-91

LOTZER, Mark (G, 6-0)
Rockford, Ill., 1976

LUCHSINGER, Robert (G, 6-3)
Janesville, Wis., 1973-74-75

LYNCH, John (G, 6-1)
Frankfort, Ind., 1941-42

M

MACK, Thomas (F, 5-11)
Madison, Wis., 1955-56



Joe Franklin

MADER, Robert (G, 6-1)
Wisconsin Rapids, Wis.,
1947-48-49-50

MAISEL, Lawrence, 1918

MALINOWSKI, Erik (F, 6-7)
Wausau, Wis., 1996

MANWARRING, Craig (F, 6-5)
Trenton, Ill., 1972

MAPEL, Charles, 1902

MARKHAM, Marshall (F, 5-10)
Brodhead, Wis., 1949-50-51

MASON, Sean (G, 6-2)
Country Club Hills, Ill.,
1995-96-98C

MATHEWS, Eugene (F, 5-7)
Green Bay, Wis., 1945-46

MATTHEWS, Wesley (G, 6-1)
Bridgeport, Conn.,
1978-79-80

MATTHUSEN, Carl, 1929-30

MAYBERRY, Craig (F/C, 6-9)
Chicago, Ill., 1969-70

McCALLUM, James (G, 6-3)
Terre Haute, Ind., 1967-68

McCAULEY, Bruce (G, 6-3)
Sun Prairie, Wis., 1973-74-75

McCONOCHIE, Stewart,
1903-04

McCOY, Marcus (G/F, 6-5)
Chicago Hts., Ill., 1973-74-75

McDONALD, Gilbert,
1933-34-35


McDUFFIE, Otto (F, 6-5)
Milwaukee, Wis., 1992-93

McGEE, Carlton
Milwaukee, Wis., 1991-92-93

McINTOSH, Charles, 1917

McINTOSH, Clarence, 1919-23

MEINERS, Matt (G, 6-0)
North Potomac, Md., 1997



Claude Gregory

MENZEL, Exner (F, 6-0)
Stevens Point, Wis., 1946-47

MERKEL, Ralph, 1925-26-27

MEYERS, Paul, 1916-17

MILLER, David (G, 6-4)
Chicago, Ill., 1983-84

MILLER, Fred, 1933

MILLER, Godfrey, 1925

MILLER, Lycan, 1927-28-29

MILLER, Richard (G, 6-0)
Wheeling, W. Va., 1954-55-56

MILLER, William (F, 6-2)
Lena, Ill., 1967

MILLS, David (G, 5-9)
Black River Falls, Wis., 1959

MILLS, Edward (C, 6-6)
West Milwaukee, Wis.,
1943-47-48

MITCHELL, Keith (F, 6-9)
Taylor, Mich., 1979-80-81-82

MITCHELL, Lee, 1935-36-37

MITCHELL, Thomas (G, 6-1)
Monroe, Wis., 1967-68-69

MOLASKI, Tom (F, 6-6)
Grafton, Wis., 1986-87-88-89

MOORE, Earl (G/C, 6-4)
Stevens Point, Wis.,
1948-49-50

MOORE, Howard (F, 6-6)
Chicago, Ill., 1993-94-95

MORENZ, Paul (G, 6-0)
McHenry, Ill., 1965-66

MORROW, J. Paul (C, 6-7)
St. Croix Falls, Wis.,
1952-53-54

MUELLER, Curtis (F, 6-3)
Prairie du Sac, Wis.,
1954-55-56

MURRAY, Richard (F, 6-2)
Three Lakes, Wis., 1959-60

N

NAGLE, Charles (F, 6-5)
Milwaukee, Wis., 1967-68-69

NELSON, Douglas, 1930-31-32

NELSON, George, 1926-27-28

NEPRUD, Carl, 1912

NEWBURG, Mark (C, 6-11)
LaCrosse, Wis., 1976-77-79-80

NICHOLAS, Albert (G, 6-3)
Rockford, Ill., 1950-51-52

NICKOLI, Robert (C, 6-8)
Fond du Lac, Wis., 1946

NIEMUTH, Wallace (C, 6-4)
Waupaca, Wis., 1946-48

NORD, Ronald (G, 5-10)
Minneapolis, Minn., 1950

NWACHUKWU, Osita (F, 6-8)
Owerri, Nigeria, 1995-96

O

OAKS, Leroy, 1932

O'BRIEN, Leland (C, 6-2)
Marietta, Ohio, 1944

OCKERSHAUSER, Karl, 1934

OKEY, Sam (F, 6-7)
Cassville, Wis., 1996-97

OLER, Lee (F, 6-5)
Fox Lake, Ill., 1970-71-72

OLSEN, Harold, 1915-16-17

OLSON, Rick (G, 6-1)
Madison, Wis., 1983-84-85-86

O'MELIA, Michael (G, 5-10)
Rhineland, Wis., 1962-63-64

OSTROM, Lonnie (F/G, 6-5)
Silvis, Ill., 1961-62-63

P

PAGE, Donald (F, 6-3)
Madison, Wis., 1949-50

PAMPERIN, John (F/G, 6-2)
La Crosse, Wis., 1958

PARKER, John (C, 6-5)
Madison, Wis., 1954-55-56

PATERICK, Timothy (G, 6-4)
Janesville, Wis., 1973-75-76

PATTERSON, Donald (G, 6-0)
Pekin, Ill., 1963

PATTERSON, Ray (C, 6-3)
Madison, Wis., 1942-43-44-45

PAUL, John, 1929-30-31

PAUST, Benjamin, 1904

PEARSON, William (F, 6-8)
McFarland, Wis.,
1975-76-77-78

PEASE, Harlow, 1919-20

PETERS, Jay (G, 6-2)
Janesville, Wis., 1991-92

PETERSEN, Jeff (C, 6-10)
Mequon, Wis., 1992-93-94

PETERSON, Mosezell (G/F, 6-4)
Louisville, Ky., 1995-96-97

PETTY, Larry (C, 6-9)
New York, N.Y., 1978-79-80-81
PHELPS, Marion, 1912
PIACENZA, Richard (F, 6-6)
Highland Park, Ill., 1973-74-76
PLONDKE, Scott (F/C, 6-10)
Dubuque, Iowa, 1984
PLOSS, John (C, 6-9)
Antioch, Ill., 1982-83-84-85
POKER, Lawrence (F, 6-1)
Milwaukee, Wis., 1947-48-49
PORTMANN, Kurt (F, 6-11)
Sheboygan, Wis.,
1987-88-89-90
POSER, John, 1930-31-32
POSER, Rolf, 1933-34-35
POTTER, John, 1901-02-03
POWELL, Howard, 1936-37-38
POWERS, Edward, 1926
POWERS, Robert (G, 6-2)
Madison, Wis., 1961
PREBOSKI, Felix, 1934-35

Q

QUEST, Matt (F, 6-6)
Watertown, Wis., 1997

R

RADKE, Steven (F/G, 6-5)
Oshkosh, Wis., 1957-58
REBHOLZ, James (F/G, 6-5)
Portage, Wis., 1967
REBHOLZ, Russ, 1931
REDDICK, Melvin (G, 6-1)
Chicago, Ill., 1969
REHFELDT, Donald (C, 6-6)
Chicago, Ill., 1947-48-49-50
REHM, Frederick (G, 6-2)
Milwaukee, Wis., 1941-42-43
REINHART, Roger, 1935-36
REMSTAD, Robert (C, 6-4)
Kenosha, Wis., 1951
RENFROE, Dwayne (G, 6-3)
Sandersville, Ga., 1981
REWEY, Stanley, 1932
RICHGELS, Glen (C, 6-8)
Madison, Wis., 1971
RICHTER, Pat (C, 6-5)
Madison, Wis., 1961-62-63
RIPLEY, Rodney (F, 6-8)
Pulaski, Wis., 1984-85-86-87
RIPPE, Russell (G, 6-1)
Madison, Wis., 1946-47-48
RIZZI, Arthur (F, 5-6)
Milwaukee, Wis., 1946-47
ROBERTS, David (F, 6-5)
Waunakee, Wis., 1964-65-66
ROBERTS, Jalil (G/F, 6-4)
Jersey City, N.J., 1994
ROBERTSON, Pollis (F, 6-7)
Wayne, Mich., 1986-87-88-89
ROBINSON, Byron (G, 6-5)
Springfield, Ill., 1988-89-90


ROGERS, Douglas (G, 6-1)
Waukesha, Wis.,
1946-47-48-49
ROGERS, Harlan, 1906-07-08
ROGNEBY, James (G, 6-2)
Cochrane, Wis., 1957-58-59
ROHAN, Patrick (C, 6-7)
Madison, Wis., 1971-72
ROONEY, George, 1936-37-38
ROSSIN, Robert (C, 6-7)
Mauston, Wis., 1959-60
ROTH, Robert (G, 5-10)
Oshkosh, Wis., 1941
ROTH, Scott (F, 6-9)
Brecksville, Ohio,
1982-83-84-85
RUCKEL, Robert (F, 6-0)
Fort Wayne, Ind., 1946
RUDD, Allen (C, 6-10)
Amery, Wis., 1976
RUNDELL, John (G, 5-10)
Madison, Wis., 1938-39-40
RYCKMAN, Kenneth, 1932
RYSER, Albert Jr. (G, 5-11)
Madison, Wis., 1944

S

SANDS, Albert, 1913-14
SCHEIWE, Edward (G, 5-11)
Chicago Heights, Ill.,
1940-41-42
SCHELL, Jay (G, 6-6)
Stevens Point, Wis., 1992
SCHELL, John (G/F, 6-5)
Cumberland, Wis., 1967-68-69
SCHMITT, Gustav, 1904
SCHNEIDER, Fredric (F, 6-3)
Wauwatosa, Wis., 1948-49-50
SCHNEIDER, Harvey, 1930-31-32
SCHOENECK, Thomas (C, 6-9)
Itasca, Ill., 1965
SCHOFIELD, Harvey, 1902-03-04
SCHRAGE, Warren (C, 6-4)
Plymouth, Wis., 1941-42
SCHUBRING, Darin (C, 6-10)
Baraboo, Wis., 1986-87-88-89
SCHUHMACHER, Troy (G, 6-3)
Sun Prairie, Wis., 1997
SCHWARTZ, John (G, 6-1)
Madison, Wis., 1950
SCHWARTZ, Robert, 1939
SCOTT, Harlo (C/F, 6-3)
Platteville, Wis., 1941-42
SCOVILLE, Walter, 1910-11-12
SCRIBNER, Charles, 1905-06-07
SELBO, Glen (G, 6-3)
La Crosse, Wis., 1944-47
SELLERS, Brad (C, 6-11)
Warrens Hts., Ohio,
1982-83
SERBIAK, Robert (G, 6-1)
Milwaukee, Wis., 1958-59
SEVERIN, Max, 1903-04
SHAFER, Adam (G/F, 6-4)
Downers Grove, Ill., 1997

SHERROD, Clarence (G, 6-2)
Milwaukee, Wis., 1969-70-71
SIEBEL, Kenneth (F, 6-4)
Rock Falls, Ill., 1961-62-63
SIEFERT, Charles (G, 6-1)
Black River Falls, Wis., 1952-53
SIMMS, Willie (F, 6-6)
Pontiac, Mich., 1989-90-91
SIMPSON, Eber, 1917-18
SMITH, Desmond, 1944-45
SMITH, James (F, 6-6)
Pittsburgh, Pa., 1979
SMITH, James III (G, 6-2)
Wauwatosa, Wis., 1976-77-78
SMITH, Jim (F, 6-6)
Toledo, Ohio, 1983
SMITH, Robert (G, 6-0)
Madison, Wis., 1946
SMITH, Shelton Jr. (G, 6-0)
Indianapolis, Ind., 1985-86-87
SMITH, Thomas, 1933-34
SMITH, William (F/G, 6-3)
Fond du Lac, Wis., 1976-77
SPIKA, Daniel (G, 6-0)
La Crosse, Wis., 1954
SPOONER, A. Dwight, 1923-24
STACK, John (C, 6-7)
Evanston, Ill., 1958-59

STANGEL, Otto, 1912
STEEN, Marvin, 1931-32
STEGE, Edward, 1934-35-36
STEINHAUS, Gregg (F, 6-9)
Portage, Wis., 1983-84-85-86
STEINMETZ, Christian,
1902-03-04-05
STEINMETZ, Christian R., 1931
STELTER, Keith (F, 6-8)
Rockford, Ill., 1965
STEPHENS, Steven (G, 5-9)
Platteville, Wis., 1957-58
STOLL, George, 1925-26-27
STOLTZ, Oscar, 1914
STOVER, Paul, 1898-1900-01
STRACKA, Anthony (F, 6-2)
Hartford, Wis., 1952-53-54
STRAIN, William (G, 5-11)
Harvard, Ill., 1939-40-41
STRICKLER, Palmer, 1946
SULLIVAN, Robert, 1945
SULLIVAN, Robert (F, 6-1)
Ojibwa, Wis., 1941-42-43
SWEENEY, Dennis (G, 6-1)
Madison, Wis., 1965-66-67
SWENHOLT, Helmer,
1907-08-09



AB NICHOLAS - GUARD
ALL BIG 10 - 1952
MOST VALUABLE PLAYE

Ab Nicholas was an all-Big Ten guard for the Badgers in 1951 and 1952.

Letterwinners, cont.

SWENSON, Edwin, 1918
 SYDNOR, Raymond (C, 6-6)
 Baltimore, Md., 1977-78

T

TAPP, Rodney (G, 6-0)
 Evansville, Ind., 1987-88
 TAYLOR, Warren, 1920-21-22
 TEBELL, Gustaf, 1921-22-23
 TENHOPEN, Elmer, 1927-28-29
 TERWILLIGER, Emmett, 1935
 TIMMERMAN, Donald
 (C, 6-10) Sioux Falls, S.D.,
 1940-41
 TIMMERMAN, Greg (C, 6-10)
 Cuba City, Wis., 1993
 TOMPKINS, Patrick (F, 6-6)
 Waukegan, Ill., 1988-89-90-91
 TORNOWSKA, Russell, 1931

U

ULWELLING, John (G, 5-11)
 Appleton, Wis., 1960
 UPHOFF, Rodney (G, 5-10)
 Madison, Wis., 1971

V

VANDER MEULEN, David
 (F, 6-4) Madison, Wis.
 1960-61
 VAN DIEN, James (G, 5-10)
 Boyceville, Wis., 1950-51
 VAN GENT, Eugene,
 1912-13-14
 VAN RIPER, John, 1911-12-13
 VARNEY, F. Carleton, 1924-25
 VERSHAW, Mark (F, 6-9)
 E. Peoria, Ill., 1998
 VOIGHT, Theodore (F, 6-8)
 Wauwatosa, Wis., 1967-68-69
 VRANEY, Brian (F, 6-6)
 Valders, Wis., 1995-96-97-98

W

WACKMAN, Ralph, 1924-25
 WARD, Thomas (G, 5-11)
 Wauwatosa, Wis., 1951-52-53
 WATSON, Gary (F/C, 6-7)
 New York, N.Y., 1971
 WEAVER, LaMont (G, 6-1)
 Beloit, Wis., 1972-73-74
 WEBER, Jeffrey (F, 6-7)
 .Wales, Wis., 1984-85-86-87
 WEBER, Robert (G, 6-6)
 Lodi, Wis., 1953-54
 WEBSTER, Tracy (G, 6-0)
 Harvey, Ill., 1992-93-94

WEGNER, Fred, 1934-35-36
 WEIGANDT, Robert, 1937-38-39
 WEISNER, Ronald (F/G, 5-9)
 Elgin, Ill., 1952-53-54
 WENDLUND, Russell (G, 6-1)
 Peoria, Ill., 1944
 WESTON, Frank, 1919-20
 WICKMAN, Ray, 1931-32-33
 WILHELM, Steve (F, 6-6)
 Fall Creek, Wis., 1972-73-74
 WILLEY, Rob (F, 6-9)
 Neenah, Wis., 1986-88-89
 WILLIAMS, John, 1921
 WILLIAMS, Rolland,
 1921-22-23
 WINN, Harry Jr., 1964-65
 WISE, John (F, 6-3)
 Madison, Wis., 1946-49
 WITT, William, 1908-09-10
 WITTIG, Robert (F, 6-3)
 Green Bay, Wis., 1963
 WOELLAEGER, Edwin, 1903
 WORTHMAN, Robert (F, 6-1)
 Madison, Wis., 1949-50

Y


YORK, Claude, 1940
 YOUNG, Francis (G, 6-1)
 Sauk City, Wis., 1960

Z

ZEIGER, Richard (F, 6-5)
 Milwaukee, Wis., 1955-56
 ZINK, David (F, 6-6)
 Wollaston, Mass., 1968-69-70
 ZINKGRAF, Gary (F, 6-7)
 Bethesda, Md., 1979-82
 ZORN, Willis (G, 6-0)
 Eau Claire, Wis., 1945-48-49
 ZUBOR, Mark (C, 6-6)
 Cicero, Ill., 1964-65-66
 ZULFER, Anthony, 1918-19
 ZUPPKE, Robert, 1904-05

Information contained with-
 in this letterwinners list was
 taken from yearly Wisconsin
 basketball rosters, which are
 available dating back to 1940. If
 you have position, height and
 hometown information on play-
 ers who are listed without that
 information, please write to
 Justin Doherty in the UW Men's
 Sports Information Office, 1440
 Monroe Street, Madison, WI
 53711.

Current players' last names
 are listed in **BOLD CAPS**.



Wisconsin basketball alums posed for one last photo after their annual alumni game at the UW Field House last season. The present-day Badgers played the first game in the new Kohl Center later that day.



The Wisconsin Way

The Badger Basketball program is built upon the following five principles...

HUMILITY: "Know who we are."

PASSION: "Do not be lukewarm."

UNITY: "Do not divide our house."

SERVANTHOOD: "Make teammates better."

THANKFULNESS: "Learn from each circumstance."


Contents

The Wisconsin Experience

The Kohl Center	4-5
The University	6-7
Madison, Wis.	8-9
Wisconsin Athletics	10-11
The Big Ten	12
The Schedule.	13
Academics	14
Wisconsin Alumni	15
Exposure/Travel	16

Media

Media Relations Staff	17
Coverage Guidelines	18-19
Reference	20-21
Kohl Center Diagram	22
Area Map/Directions.	23
Primary Media List	24
UW Athletics Directory	25
Badgers on TV	26
Badgers on Radio	27
Top of the World Classic	28
NCAA/Big Ten Tournaments.	29
1998-99 Big Ten Schedule	30-31
Rules Evolution	32



The 1998-99 Badgers

Season Preview	33-35
By the Numbers	36
Rosters.	37
TV/Radio Roster	38
Squad Analysis	39
Hennssy Auriantal	40-41
David Burkemper.	42-43
Ty Calderwood	44-45
Duany Duany.	46-47
Mike Kelley	48-49
Andy Kowske.	50-51
Maurice Linton	52-53
Sean Mason	54-55
Mark Vershaw.	56-57
Jon Bryant	58
Travon Davis	58
John Moriarity	59
Maurice Sessoms.	59
Robert Smith	60
Charlie Wills	60
Game-by-Game Statistics	61-68

Personnel

Coach Dick Bennett.	69-74
Brad Soderberg	75
Shawn Hood	76

Brian Hecker	77
Paul Costanzo	78
Andy Winterstein	79
Scott Hettenbach.	79
Support Staff	80-81
Chancellor David Ward	82
Dir. of Athletics Pat Richter	83
Management Team	84

1998-99 Opponents

Top of the World Classic	85
Loyola (Chicago)	86
UW-Milwaukee.	86
Rhode Island	87
Northern Illinois	87
Illinois State.	88
Temple	88
Pepperdine.	89
Texas	89
Marquette	90
Fresno State.	90
Michigan	91
Ohio State	92
Michigan State	93
Purdue	94
Penn State	95
Northwestern	96
Illinois	97

Iowa	98
Minnesota	99
Indiana	100

1997-98 Review




Season Recap	101
1997-98 Seniors	102
Game Results	103
Season Statistics	104
Highs and Lows	105
Game-by-Game Statistics	106
Game Summaries	107-117
Big Ten Review	118
Big Ten Statistics	119-120

Records

Badger Victories	121
Biggest Wins & Losses	122
Team Season Records	123
Team Game Records	124
Team Defense Records	125
100-Point Games	126
Opponent Records	127
Career Records	128-129
1,000-Point Scorers	130-133
Season Records	134-135
Game Records	136-137
Double-Doubles	138-139
30-Point Performances	140
Miscellaneous Scoring	141
Freshmen Records	142-143
UW Field House Records	144
Kohl Center Records	145
Yearly Leaders	146-148

History

Chronology	149-151
All-Americans	152-153
UW & The NBA	154
Honors and Awards	155-157
UW in NCAA Tournament	158
UW's NCAA Teams	159
UW in the NIT	160
Big Ten Tournament	161
Seasonal Tournaments	162
UW vs. Ranked Foes	163-164
Comebacks/Buzzer-beaters	164
Overtime Games	165
National TV Games	165
The Last Time	166
Miscellaneous	167




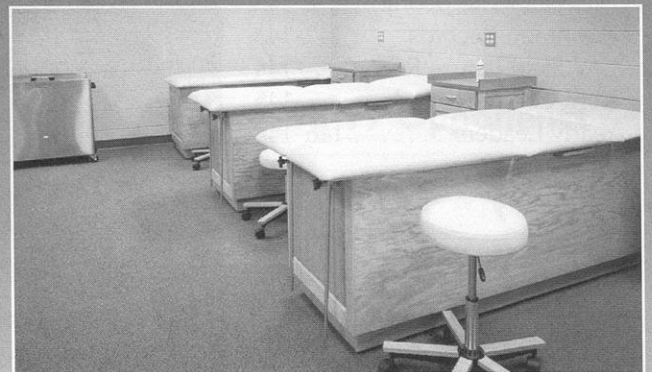

All-time Scores	168-187
Series Anatomies	188
Scores vs. '98-99 Foes	189-195
Series Records	196-197
Yearly Season Records	198-199

Yearly Statistics	200-201
Past Coaches	202
All-time Coaching Records	203
All-time Asst. Coaches	203
Letterwinners	204-208

CREDITS

The 1998-99 Wisconsin Men's Basketball Guide is a production of the UW Men's Sports Information Office; Steve Malchow, Director; Justin Doherty, Associate Director; Julie Kluge, Assistant Director. Written, edited and designed by Justin Doherty. Editorial assistance by Steve Malchow, Julie Kluge, Britt Kinder, Heather Folks, Carla Swinehart and Lauren Price. Cover design by Earl Madden. Photography by David Stluka, Jeff Miller, Del Brown, Greg Anderson, Jay Salvo, Scott Cunningham and Jonathan Daniel. Printed by Litho Productions, Inc. of Madison, Wis.

Kohl Center



Kohl Center



Wisconsin's Kohl Center is equipped with the finest facilities available, including a state-of-the-art weight room (upper left), athletic training facilities (left) and a spacious locker room with a separate meeting, study and lounge area.

The home of Wisconsin basketball is the Kohl Center, the third-largest (17,142) arena in the Big Ten Conference.

The facility is named after U.S. Sen. Herb Kohl, a 1956 Wisconsin-Madison graduate who donated \$25 million toward the arena's construction. Kohl's gift is the single largest private donation in UW history.

Former all-Big Ten basketball player Albert "Ab" Nicholas and his wife, Nancy Johnson Nicholas, pledged \$10 million toward the project. For their generosity, the facility's practice gymnasium is called the Nicholas-Johnson Pavilion.



The Kohl Center, which cost \$76.4 million, also is home to UW women's basketball, ice hockey and numerous other concerts, shows and sporting events.

Among the well-known dignitaries and performers who have already appeared at the Kohl Center are Elton John, Shania Twain, the Moody Blues, Yanni and the Dalai Lama.


Kohl Center amenities include:

- Spacious, 2,200-square foot locker rooms
- 36 private suites
- Nicholas Suite with a 200-person capacity for hosting social gatherings
- a full-service retail store
- support staff facilities for equipment, strength and conditioning and training units
- UW Ticket Office
- offices for men's and women's basketball and hockey staffs
- spacious media room from which reporters may work, do interviews and store personal belongings
- a 30,000 square foot loading dock

The University



of Wisconsin



The University of Wisconsin's nearly 40,000 students come from every county in the state and every state in the union as well as 122 foreign countries. UW-Madison ranks fourth nationally in foreign student enrollment and boasts one of the most diverse campuses in the U.S.

Located in southern Wisconsin, the city of Madison is home to the University and the state capital. With a population of nearly 200,000, Madison, tabbed the No. 1 city of its size in the Midwest in *Money* magazine's 1998 survey, offers "big city" excitement with "small-town" charm. It is an action-oriented community that is rich in arts and entertainment.

Madison's lakes, rolling hills, architecture, parks and arboretum have enhanced the school's reputation as one of the nation's most picturesque campuses. A favorite gathering spot for students is the beautiful Memorial Union and its lakeside terrace.


The UW offers majors in 150 undergraduate, 182 master's and 125 doctoral programs. Based upon a number of studies and surveys between 1982 and 1996, the university has 68 separate academic departments rated among the top 10 in the country.




UNIVERSITY OF
WISCONSIN
MADISON

150 YEARS

Madison, Wis.



Madison, Wis.



The 390,000 residents of Dane County, 80 miles west of Milwaukee, have a vibrant economy with plentiful jobs, superb health care and a range of cultural activities usually associated with bigger cities.

Mad City, as locals call it, is also Fun City, especially if you like boats and bikes. The Mendota and Monona lakes are separated by a half-mile wide isthmus that serves as downtown Madison. Add in three other large lakes, and Dane County can satisfy any type of boating preference.

Cyclers have more than 150 miles of trails and routes to pedal. Cross country skiers glide through more than 100 miles of trails. Saturdays in the fall are reserved for rooting on UW's revered Badger football team. Another popular May through October ritual is the farmer's market. Around the corner you can catch an earful at the Madison Civic Center where the Chamber Orchestra and Madison Symphony perform, and Pulitzer prize-winning plays are staged.

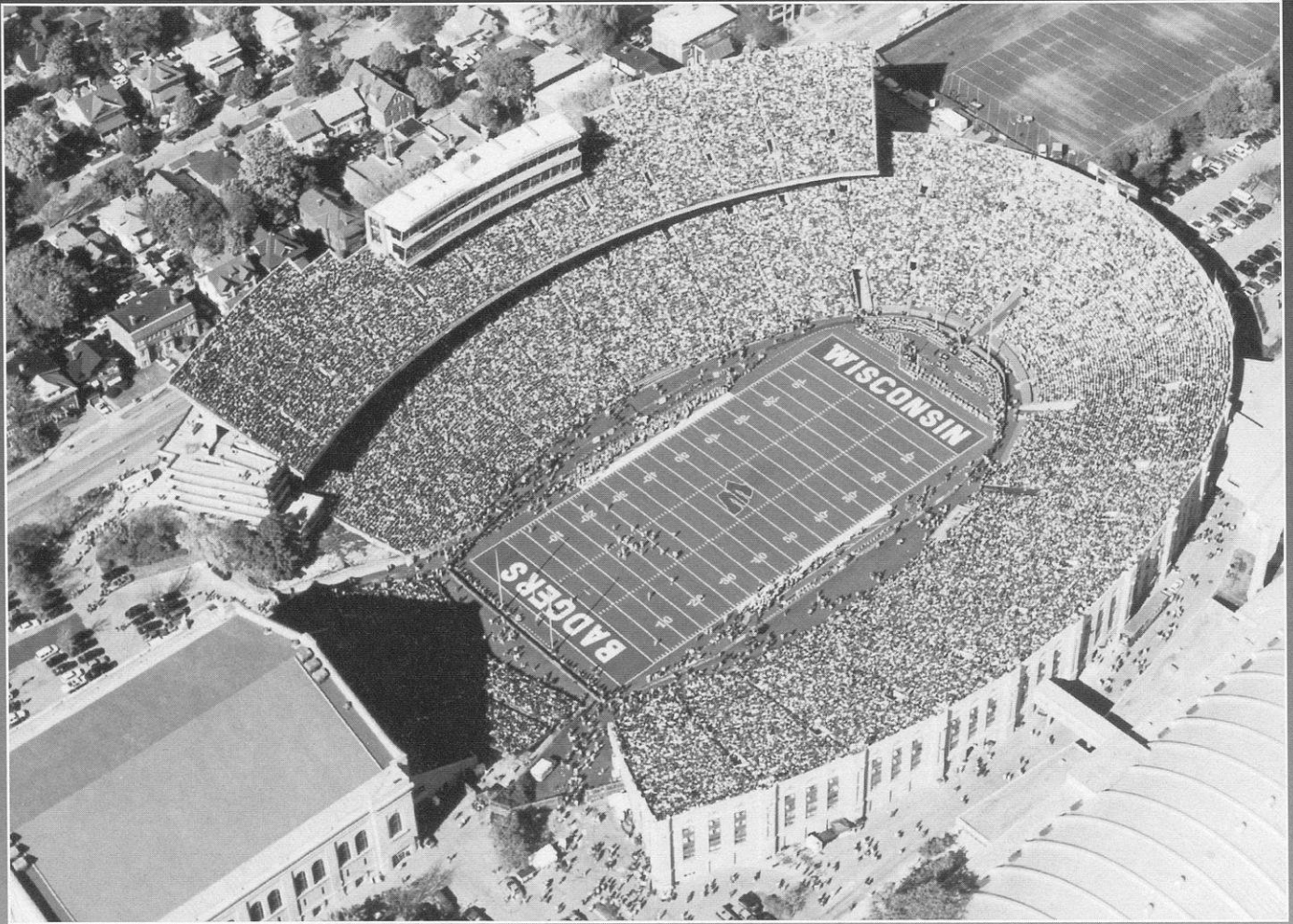
Money (July 1996) magazine survey of the "Best Places to Live."

BEST PLACES TO LIVE IN THE U.S.



- 1. MADISON, WIS.**
2. Punta Gorda, Fla.
3. Rochester, Minn.
4. Fort Lauderdale, Fla.
5. Ann Arbor, Mich.
6. Ft. Myers, Fla.
7. Gainesville, Fla.
8. Austin, Tex.
9. Seattle, Wash.
10. Lakeland, Fla.

Survey conducted by *Money* magazine in July of 1996.

Wisconsin



Athletics



Participating in athletics at the University of Wisconsin guarantees an opportunity to compete at the highest level. The Badgers have developed a national reputation as one of the top all-around schools in Division I-A.

As a member of the Big Ten, Badger student-athletes receive the best in education, coaching, athletic competition, facilities and support.

Wisconsin continues to demonstrate that it is one of the NCAA's top all-sports programs. Badger athletics has placed in the nation's top 20 for all-sports excellence (Sears Directors Cup competition) four times in the last five years. The UW finished second overall in the 1997-98 Big Ten all sports standings behind only Michigan.

Badger student-athletes enjoy the benefits of some of the nation's finest athletic facilities. The state-of-the-art Kohl Center is home to the basketball and hockey teams. Camp Randall Stadium regularly sells out for Wisconsin football games. The venerable UW Field House, the former home of Badger basketball, now houses the wrestling and volleyball programs. In addition, the UW-Madison features first-rate soccer, track, tennis, swimming and golf facilities.

1997-98 BIG TEN ALL-SPORT STANDINGS

No.	School	Pts.
1.	Michigan	8.72
2.	WISCONSIN	7.40
3.	Minnesota	7.05
4.	Penn State	6.35
5.	Northwestern	6.23
	Illinois	6.23
7.	Indiana	6.05
8.	Iowa	5.83
9.	Purdue	5.68
10.	Ohio State	5.50
11.	Michigan State	5.04

The Big Ten

Attending a Big Ten Conference institution like Wisconsin and playing basketball in front of millions of fans is an experience few student-athletes have available to them.

One in 64 Americans is a Big Ten graduate and more than three million people are active Big Ten alumni (an alumni base twice as large as any other conference).


Academically, the Big Ten is the only conference whose constituency is comprised entirely of institutions that are members of the AAU, a prestigious association of major academic and research institutions in the United States and Canada.

When March Madness arrives each year, no conference in America can showcase a more widely respected group of schools and student-athletes than the Big Ten.

The 1999 Big Ten Tournament will be held for the second straight year in Chicago (pictured at bottom of page) — one of the world's great cities and an unmatched mecca for food, fun and around-the-clock entertainment. The United Center, home of the six-time NBA champion Chicago Bulls, will again be the site of the Big Ten Tournament.


When the NCAA Tournament's field of 64 is chosen, more than half of the Big Ten membership is among those heading to the "Big Dance." Big Ten schools have won nine NCAA titles and lead the nation with 34 Final Four appearances.

Playing in the Big Ten also means exposure. The location of the conference's member institutions allows for maximum media coverage in cities such as Chicago, New York, Detroit, Pittsburgh, Philadelphia and Minneapolis. Big Ten basketball regularly can be seen on CBS, ESPN, ESPN2 as well as a variety of regional networks.



Downtown Chicago serves as the backdrop for the Big Ten basketball tournament in March.

The Schedule



When he first came to Wisconsin, one of the first things Coach Dick Bennett wanted to do was increase the difficulty of the Badgers' non-conference schedule.

There is no doubt that has been accomplished.

The Badgers will again play one of the nation's toughest schedules in 1998-99, with road games at Temple, Texas, Marquette, Rhode Island and Illinois State on tap. Additionally, Wisconsin is taking part in the 1998 Top of the World Classic in Fairbanks, Alaska. That tournament features Arkansas, Virginia, Villanova, Nebraska, Washington State, New Mexico State and host Alaska-Fairbanks.

Wisconsin's home slate features visits from Pepperdine and Jerry Tarkanian's Fresno State squad.

Bennett's goal is to schedule the best opponents available because he believes that will make his players better and prepare them for the rigors of Big Ten play.

Among the teams Wisconsin has played during the Bennett years are:

- Fresno State
- Illinois State
- Marquette
- Memphis
- Oklahoma
- Providence
- Temple
- Texas
- UCLA
- Villanova

Last season the Badgers' strength of schedule was rated 17th nationally according to RPI ratings and 20th according to the Sagarin Ratings.

Wisconsin played eight 1998 NCAA Tournament participants.

Academics

The Badger basketball squad compiled a 3.05 team grade-point-average during the 1998 Spring semester. That was the highest team GPA recorded by a Wisconsin men's basketball team since records began being kept in '81.

The primary objective of the academic and student affairs office is to ensure the academic success of all UW student-athletes. Counseling and advising services, plus a number of academic help programs, are offered to all UW student-athletes.

The academic and student affairs staff assists more than 700 student-athletes in registration and course selection, monitoring progress toward degrees and career guidance.

Staff members work with student-athletes who desire extra academic help. The department utilizes the services of more than 100 tutors to provide one-on-one assistance or group study help.


The department arranges for exam proctoring, offers advice on resume preparation and coordinates the grant-in-aid program. Support groups are offered to students who become medically or academically ineligible for competition.

The following is a list of named scholarships that have been established to benefit the University of Wisconsin men's basketball program. These endowments, providing both full and partial scholarships, have been created by UW alumni, Badger fans and former student-athletes.

Richard W. and Helen H. Meister Scholarship
Albert O. Nicholas Scholarship
Charles H. Vogts Scholarship

John McMynn Williams Scholarship
John E. and Glenn M. Wise Scholarship

For information about how to create a named scholarship in men's or women's athletics or how to contribute to an established endowment, please contact Marija Neubauer or Randy Handel, directors of development for Intercollegiate Athletics, at the UW Foundation at (608) 263-7692.





KOHL CENTER



1998-99 SCHEDULE


DATE	OPPONENT	TIME	T.V.
NOV. 5	ATHLETES IN ACTION (exhibition)	7 p.m.	
NOV. 9	CALIFORNIA ALL STARS (exhibition)	7 p.m.	
NOV. 14	LOYOLA (CHICAGO)	12:15 p.m.	
NOV. 16	UW-MILWAUKEE	7 p.m.	ESPN (R)
Nov. 20	#New Mexico State	9:15 p.m.	
Nov. 21	#Arkansas or Virginia	5:45 or 11:30 p.m.	
Nov. 22	#TBA	TBA	TBA
Nov. 28	at Rhode Island	1 p.m.	ESPN (R)
DEC. 2	NORTHERN ILLINOIS	7 p.m.	ESPN (R)
Dec. 5	at Illinois State	7 p.m.	ESPN (R)
Dec. 9	at Temple	6 p.m.	ESPN (R)
DEC. 12	PEPPERDINE	3:30 p.m.	ESPN (R)
Dec. 15	at Texas	7 p.m.	ESPN (R)
Dec. 23	at Marquette	7 p.m.	ESPN (R)
DEC. 27	FRESNO STATE	2 p.m.	ESPN (R)
Dec. 30	at Michigan	7 p.m.	ESPN (R)

JAN. 2	OHIO STATE	7 p.m.	ESPN (R)
JAN. 6	MICHIGAN STATE	7 p.m.	ESPN (R)
JAN. 10	PURDUE	3 p.m.	ESPN (R)
Jan. 13	at Penn State	6 p.m.	ESPN (R)
Jan. 16	at Northwestern	11 a.m.	ESPN
JAN. 20	ILLINOIS	8 p.m.	ESPN (R)
Jan. 23	at Iowa	7 p.m.	ESPN (R)
JAN. 30	MINNESOTA	11:17 a.m.	ESPN (RS)


Feb. 3	at Indiana	7 p.m.	ESPN (R)
Feb. 6	at Illinois	3:30 p.m.	ESPN (R)
FEB. 10	NORTHWESTERN	7 p.m.	ESPN (R)
FEB. 13	PENN STATE	7 p.m.	ESPN (R)
Feb. 21	at Michigan State	3:30 p.m.	ESPN (R)
Feb. 24	at Ohio State	7 p.m.	ESPN (R)
FEB. 27	MICHIGAN	11:17 a.m.	ESPN (RS)
or FEB. 28	MICHIGAN	3 p.m.	CBS

Mar. 4-7 *Big Ten Tournament TBA TBA

1998 Top of the World Classic (host University of Alaska-Fairbanks)
 * Held at United Center (Chicago, Ill.)
 Times are Central, Home games in BOLD CAPS
 ESPN (R) = ESPN Regional (local telecast)
 ESPN (RS) = ESPN Regional (Big Ten region telecast)



Hennsy Auriantal



David Burkemper